



## **Austin Airport Advisory Commission**

### **REGULAR MEETING MINUTES**

**January 11, 2011**

The Austin Airport Advisory Commission convened in a regular meeting on January 11, 2011 at 2716 Spirit of Texas Drive, in the auditorium due to the large number in attendance in Austin, Texas.

#### **Board Members in Attendance:**

Dale Murphy, D'Ann Johnson, Steven Hart, Ernie Saulmon and George Farris

#### **Board Members Absent:**

Bob Torn

#### **Staff in Attendance:**

Shane Harbinson, Jim Smith, Susana Gonzalez, Robert Hengst, Dave Arthur, Jim Halbrook, Barbara Echols and Becky Nagel

#### **Others Present:**

Heather Fazio – Texans for Acct. Gov't  
Christopher Coons  
Jarrod Wise - KXAN

#### **Welcome & Call the Meeting to Order:**

Dale Murphy called the meeting to order at 5:10 p.m.

- 1. CITIZENS COMMUNICATIONS:** None.
- 2. APPROVAL OF MINUTES FOR DECEMBER 14, 2010.**

No changes were made to the minutes. Motion to approve minutes made by Stephen Hart and seconded by Ernie Saulmon. Motion passed 4-0-2 (George Farris was absent at the time of this vote).

### **3. STAFF BRIEFING, REPORTS AND PRESENTATIONS**

- a) Planning & Engineering Capital Improvement Project Status Report Presentation was made by Shane Harbinson, Assistant Director, Aviation Department. Shane Harbinson hit the highlights on several Planning & Engineering Projects.
- b) Finance & Operations Reports Presentation was presented by Dave Arthur, Assistant Director, Aviation Department. November was another pretty good

month. Enplanements for November 2010 were up 8.3% over November 2009 and fiscal year to date for the two months were up 6.1% over the previous year. The revenue for the two months were up 3% over last year but 3% under budget so we're still a little below our projections on revenue. Operating expenses were up 6% over last year primarily due to salary increases and gain sharing payout. Actually comes to 6% under budget which leaves us in pretty good shape there. Total expenses are 5% over last year and 6% under budget with a surplus showing of 34% over budget, \$360,000 for the two months of the fiscal year; about 15% over last year. Our actual concession revenue for the first two months of this fiscal year were 9% above last year.

- c) GTSA Transactions Presentation was presented by Shane Harbinson, Assistant Director, Aviation Department.

Shane Harbinson discussed the GTSA Transactions for December 2010. See below for a year-to-year comparison.

| <b>YEAR TO YEAR COMPARISON</b> |                      |                      |
|--------------------------------|----------------------|----------------------|
| <b>SERVICE CATEGORY</b>        | <b>DECEMBER 2010</b> | <b>DECEMBER 2009</b> |
| TAXICAB                        | 19,060               | 16,895               |
| LIMOUSINE                      | 1,323                | 1,139                |
| HOTEL SHUTTLE                  | 2,620                | 2,654                |
| OTHER SHUTTLE                  | 283                  | 209                  |
| CHARTER BUS                    | 69                   | 9                    |
| <b>OVERALL TOTAL</b>           | <b>23,355</b>        | <b>20,906</b>        |

#### **4. ABIA Action Items**

- a) Authorize award and execution of a 36-month requirements service contract with ENTECH SALES AND SERVICE, INC., Buda, TX for chiller inspection, testing, maintenance and repair for the Aviation Department in an estimated amount not to exceed \$306,609, with two 12 month extension options in an estimated amount not to exceed \$102,203 per extension option, for a total estimated contract amount not to exceed \$511,015.

Motion to approve action item made by D'Ann Johnson and seconded by Ernie Saulmon. Motion passed 5-0-1.

- b) Authorize execution of a construction contract for ABIA Parking Lot Maintenance in 2011 with either (i) VIKING CONSTRUCTION, INC., Georgetown, TX, in the amount of \$1,093,820.01 plus a \$54,691.00 contingency, for a total contract amount not to exceed \$1,148,511.01, subject to compliance with MBE/WBE goals or in the alternative (ii) APAC-Texas, Round Rock, TX in



the amount of \$1,125,494.21 plus a \$56,274.79 contingency, for a total contract amount not to exceed \$1,181,769.00.

Motion to approve action item made by Ernie Saulmon and seconded by D'Ann Johnson. Motion passed 5-0-1.

- c) Discussion and action on the bylaws. Discussion was held on this time; action will be delayed until next month. The main changes are highlighted in green. Some suggestions were made. Shane will update and send everyone a new draft for review.
- d) Approve meeting schedule for 2011. Shane passed out the schedule for 2011. Motion to approve action item made by D'Ann Johnson and seconded by Ernie Saulmon. Motion passed 5-0-1.

## **5. NEW BUSINESS**

- a) Discuss converting current aviation screening from TSA screeners to a certified private screening program. Heather Fazio addressed her concerns with the Commission. Shane went over some findings from TSA. There are 16 airports that have the opt out program. Most are small airports. The two larger ones are San Francisco and Kansas City. The agreement for screening would be between the TSA and the private screening company. They have to follow the same staffing model as if TSA were performing the screening. They have to be paid the same, same certification and same training. There are only 3 companies that provide this service so they are competing to get the contract. Cost wise, it would have no effect on our operations. It would not have any changes to the procedures for screening at ABIA. No action will be taken at this time.
- b) CONRAC Project Update. We still have not met with our team due to the holidays. Next week, we will get together to go over some of the technical design issues and the concept which was presented in December. We are looking at taking Lot A and utilizing approximately half of the lot and looking at the concept of building one vertical structure to consolidate all the car rental operations and keeping the remaining half of Lot A open for public parking. The other concept was taking all of Lot A and building a super structure in that location. We'd have one level covered for public parking, and one level exposed to the elements, our challenge is how do you price these two difference parking products? At the kickoff meeting, we will explore both concept designs and trying to get a consensus on which one to move forward on since parking is our number two revenue source.

## **6. OLD BUSINESS**

- a) Status of action items upon which the Commission has made a recommendation to Council.

Approve a resolution opposing the deployment of Advance Imaging Technology Machines at ABIA (Robert Torn).

Heather Fazio handed out a memo from the Airport Executive Director Jim Smith to City Council regarding Body Image Machines and asked if any Commission members had contacted Council members. She was advised that no questions would be answered so she reworded her concern to asking if Commission Members would please contact their Council Member. No other actions have been taken on this item.

- b) Properties Lease Agreements – At 2 p.m. on Thursday, January 20<sup>th</sup>, Nuevo Leon and Hill's Café will have their grand opening.
- c) General Aviation – We are working to resurface their pavements. We are also working with the FBOs and ASCEND. With ASCEND we are working the FAA to determine a solution to build over the signal cable line that crosses the Ascend site. We are trying to finalize the agreement with Jet Black.

## **7. FUTURE AGENDA ITEMS**

- a) Approve new by-laws.
- b) Drainage Master Plan.
- c) 2011-2012 Airport CIP Plan.

**ADJOURNMENT.** Motion to adjourn was made by Stephen Hart and seconded by Ernie Saulmon. Motion passed 5-0-1. Meeting was adjourned at 6:15 p.m.

**Date of next meeting:** February 8, 2011



**AVIATION PROJECTS STATUS REPORT**

Tuesday, February 01, 2011

**1 - Preliminary**

|                 |  |                          |                         |                  |
|-----------------|--|--------------------------|-------------------------|------------------|
| Project Name:   | ABIA Parking Garage and Rental Car Facility (CON   |                          | Project Sponsor/Client: | Aviation Parking |
| Project Type:   | 6001 - Landside Facility Improvements  |                          | Total Project Estimate: | \$130,000,000    |
| ABIA Number:    | L3162  | DOA PM: Janice White     | PWD PM:                 | Robert Pirtle    |
| FDU Number:     | 4910-8107-3162   | Sub-project ID: 6001.006 | Grant Number:           | NA               |
| Project Status: | Design-Build project team meeting held 1/25/11. Discussed two design alternatives for the CONRAC utilizing only the east side of Lot A. Parking and Traffic presentation held 1/26/11. Next CONRAC project team meeting 02/10/11 to discuss project business issues.                                   |                          |                         |                  |
|                 |  |                          |                         |                  |
| Project Name:   | ABIA Terminal Fire Protection Improvements - Ph.   |                          | Project Sponsor/Client: | Aviation         |
| Project Type:   | 5415 - Terminal Improvements   |                          | Total Project Estimate: | \$700,000        |
| ABIA Number:    | T3176  | DOA PM: Ben Avila        | PWD PM:                 | Robert Pirtle    |
| FDU Number:     | 4910-8107-3176   | Sub-project ID: 5415.056 | Grant Number:           | NA               |
| Project Status: | Project PRELIM Phase work is in progress for study of ABIA Terminal Bldg fire sprinkler systems, including review of fire protection as-built documents and site verification work. Project scope modified to limit investigation to only fire sprinkler DRY pipe systems. PER work still in progress. |                          |                         |                  |
|                 |  |                          |                         |                  |
| Project Name:   | ABIA Wildlife Hazard Assessment  |                          | Project Sponsor/Client: | Aviation         |
| Project Type:   | 5702 - Stormwater/Environmental Improvements   |                          | Total Project Estimate: | \$154,232        |
| ABIA Number:    | M3179  | DOA PM: Joe Medici       | PWD PM:                 | Jules Parrish    |
| FDU Number:     | 4910-8107-3179   | Sub-project ID: 6000.054 | Grant Number:           | 55               |
| Project Status: | Wildlife survey was done in January. Report work is ongoing.   |                          |                         |                  |
|                 |  |                          |                         |                  |
| Project Name:   | Baggage System Servers   |                          | Project Sponsor/Client: | Aviation IS      |
| Project Type:   | 5415 - Terminal Improvements   |                          | Total Project Estimate: | \$200,000        |
| ABIA Number:    | T3192  | DOA PM: Robert Hengst    | PWD PM:                 |                  |
| FDU Number:     | 4910-8107-3192   | Sub-project ID: 5415.061 | Grant Number:           | NA               |
| Project Status: | Test platform hardware from NEC arrived. Siemens will then have to come up with a proposal to do the research and development for migrating our software platform to the new hardware.   |                          |                         |                  |
|                 |  |                          |                         |                  |
| Project Name:   | Environmental Management System  |                          | Project Sponsor/Client: | Aviation         |
| Project Type:   | 5702 - Stormwater/Environmental Improvements   |                          | Total Project Estimate: |                  |
| ABIA Number:    | M3151  | DOA PM: Kane Carpenter   | PWD PM:                 | NA               |
| FDU Number:     | 4910-8107-3151   | Sub-project ID: 5702.008 | Grant Number:           | NA               |
| Project Status: | NTP issued for PRELIM Phase services to RS&H in 1-12-2011. Work has started.   |                          |                         |                  |
|                 |  |                          |                         |                  |
| Project Name:   | Grading & Drainage Improvements  |                          | Project Sponsor/Client: | Aviation         |
| Project Type:   | 5702 - Stormwater/Environmental Improvements   |                          | Total Project Estimate: | \$750,000        |
| ABIA Number:    | M3118  | DOA PM: Robert Hengst    | PWD PM:                 |                  |
| FDU Number:     | 4910-8107-3118   | Sub-project ID: 5702.006 | Grant Number:           | NA               |
| Project Status: | Work will likely commence once the new employee in Kane Carpenter's area has been hired.   |                          |                         |                  |

# AVIATION PROJECTS STATUS REPORT

Tuesday, February 01, 2011

|                        |  |                                |                         |
|------------------------|--|--------------------------------|-------------------------|
| <b>Project Name:</b>   | <b>IS Building 7355 Emergency Power Improvements</b>   | <b>Project Sponsor/Client:</b> | <b>Aviation IS</b>      |
| <b>Project Type:</b>   | 6001 - Landside Facility Improvements  | <b>Total Project Estimate:</b> | \$750,000               |
| <b>ABIA Number:</b>    | L3163  | <b>DOA PM:</b>                 | Ben Avila               |
|                        |  | <b>PWD PM:</b>                 | Burton Jones            |
| <b>FDU Number:</b>     | 4910-8107-3163   | <b>Sub-project ID:</b>         | 6001.067                |
|                        |  | <b>Grant Number:</b>           | NA                      |
| <b>Project Status:</b> | 1. Elect Study - Consulatnt is late with delivery of 65% PER. Expect submittal in FEB-2011.<br>2. Office Add - Expect consultant proposal submittal in FEB-2011.<br>3. Bldg Expand - DoA RFP is on HOLD until Item 2 is addressed. |                                |                         |
| <b>Project Name:</b>   | <b>Landside and Parking Lot Improvements</b>   | <b>Project Sponsor/Client:</b> | <b>Aviation Parking</b> |
| <b>Project Type:</b>   | 6001 - Landside Facility Improvements  | <b>Total Project Estimate:</b> | \$1,350,000             |
| <b>ABIA Number:</b>    | L3186  | <b>DOA PM:</b>                 | Dale Thompson           |
|                        |  | <b>PWD PM:</b>                 | TBD                     |
| <b>FDU Number:</b>     | 4910-8107-3186   | <b>Sub-project ID:</b>         | 6001.070                |
|                        |  | <b>Grant Number:</b>           | NA                      |
| <b>Project Status:</b> | Kickoff meeting was held with Parking. We are working on the scope of work and determining which consultant method to use. Some miscellaneous parking/road repairs will also be made within this budget.                           |                                |                         |
| <b>Project Name:</b>   | <b>Overflow Parking Lot</b>  | <b>Project Sponsor/Client:</b> | <b>Aviation Parking</b> |
| <b>Project Type:</b>   | 6001 - Landside Facility Improvements  | <b>Total Project Estimate:</b> | \$6,000,000             |
| <b>ABIA Number:</b>    | L3133  | <b>DOA PM:</b>                 | Thompson/Hengst         |
|                        |  | <b>PWD PM:</b>                 | Robert Pirtle           |
| <b>FDU Number:</b>     | 4910-8107-3133   | <b>Sub-project ID:</b>         | 6001.015                |
|                        |  | <b>Grant Number:</b>           | NA                      |
| <b>Project Status:</b> | 1. ESD is the consultant on the temporary parking and they have already produced a preliminary sketch which the Airport is reviewing.<br>2. We are determining which consultant method we will use for the new parking lot.        |                                |                         |
| <b>Project Name:</b>   | <b>Terminal Area Spall Improvements</b>  | <b>Project Sponsor/Client:</b> | <b>Aviation</b>         |
| <b>Project Type:</b>   | 5415 - Terminal Improvements   | <b>Total Project Estimate:</b> | \$0                     |
| <b>ABIA Number:</b>    | T3172  | <b>DOA PM:</b>                 | Ben Avila               |
|                        |  | <b>PWD PM:</b>                 |                         |
| <b>FDU Number:</b>     | 4910-8107-3172   | <b>Sub-project ID:</b>         | 5415.054                |
|                        |  | <b>Grant Number:</b>           | NA                      |
| <b>Project Status:</b> | PRELIMINARY Phase work being provided under 3149 project (See 3149 project for info).  |                                |                         |
| <b>Project Name:</b>   | <b>Terminal Curbside Guard Rail Improvements</b>   | <b>Project Sponsor/Client:</b> | <b>Aviation</b>         |
| <b>Project Type:</b>   | 5415 - Terminal Improvements   | <b>Total Project Estimate:</b> | \$0                     |
| <b>ABIA Number:</b>    | T3169  | <b>DOA PM:</b>                 | Ben Avila               |
|                        |  | <b>PWD PM:</b>                 |                         |
| <b>FDU Number:</b>     | 4910-8107-3169   | <b>Sub-project ID:</b>         | 5415.051                |
|                        |  | <b>Grant Number:</b>           | NA                      |
| <b>Project Status:</b> | PRELIMINARY Phase work being provided under 3149 project (See 3149 project for info).  |                                |                         |
| <b>Project Name:</b>   | <b>Terminal Electrical System Reliability Improvemen</b>   | <b>Project Sponsor/Client:</b> | <b>Aviation</b>         |
| <b>Project Type:</b>   | 5415 - Terminal Improvements   | <b>Total Project Estimate:</b> | \$0                     |
| <b>ABIA Number:</b>    | T3168  | <b>DOA PM:</b>                 | Ben Avila               |
|                        |  | <b>PWD PM:</b>                 |                         |
| <b>FDU Number:</b>     | 4910-8107-3168   | <b>Sub-project ID:</b>         | 5415.050                |
|                        |  | <b>Grant Number:</b>           | NA                      |
| <b>Project Status:</b> | PRELIM Phase work being provided under 3101 project (see 3101 project for info). Final PER to be issued Jan-2011 (same PER as -3170).  |                                |                         |
| <b>Project Name:</b>   | <b>Terminal Emergency Power Improvements</b>   | <b>Project Sponsor/Client:</b> | <b>Aviation</b>         |
| <b>Project Type:</b>   | 5415 - Terminal Improvements   | <b>Total Project Estimate:</b> | \$0                     |
| <b>ABIA Number:</b>    | T3170  | <b>DOA PM:</b>                 | Ben Avila               |
|                        |  | <b>PWD PM:</b>                 |                         |
| <b>FDU Number:</b>     | 4910-8107-3170   | <b>Sub-project ID:</b>         | 5415.052                |
|                        |  | <b>Grant Number:</b>           | NA                      |
| <b>Project Status:</b> | PRELIM Phase work being provided under 3101 project (see 3101 project for info). Final PER to be issued Jan-2011 (same PER as -3168).  |                                |                         |



**AVIATION PROJECTS STATUS REPORT**

Tuesday, February 01, 2011

---

|                        |   |                                |                 |
|------------------------|---|--------------------------------|-----------------|
| <b>Project Name:</b>   | <b>Terminal Expansion Joint Improvements</b>  | <b>Project Sponsor/Client:</b> | <b>Aviation</b> |
| <b>Project Type:</b>   | 5415 - Terminal Improvements  | <b>Total Project Estimate:</b> | \$0             |
| <b>ABIA Number:</b>    | T3167   | <b>DOA PM:</b>                 | Ben Avila       |
|                        |   | <b>PWD PM:</b>                 |                 |
| <b>FDU Number:</b>     | 4910-8107-3167  | <b>Sub-project ID:</b>         | 5415.049        |
|                        |   | <b>Grant Number:</b>           | NA              |
| <b>Project Status:</b> | PRELIMINARY Phase work being provided under 3149 project (See 3149 project for info). |                                |                 |

---

|                        |  |                                |                 |
|------------------------|--|--------------------------------|-----------------|
| <b>Project Name:</b>   | <b>Terminal HVAC Unit Access Improvementst</b>   | <b>Project Sponsor/Client:</b> | <b>Aviation</b> |
| <b>Project Type:</b>   | 5415 - Terminal Improvements   | <b>Total Project Estimate:</b> | \$0             |
| <b>ABIA Number:</b>    | T3171  | <b>DOA PM:</b>                 | Ben Avila       |
|                        |  | <b>PWD PM:</b>                 | Burton Jones    |
| <b>FDU Number:</b>     | 4910-8107-3171   | <b>Sub-project ID:</b>         | 5415.053        |
|                        |  | <b>Grant Number:</b>           | NA              |
| <b>Project Status:</b> | NTP issued to Jacobs/carter&Burgess in JAN-2011. DESIGN Kick-Off mtg scheduled for FEB-2011. |                                |                 |

---

|                        |   |                                |                 |
|------------------------|---|--------------------------------|-----------------|
| <b>Project Name:</b>   | <b>Terminal IAQ Study 2010</b>                            | <b>Project Sponsor/Client:</b> | <b>Aviation</b> |
| <b>Project Type:</b>   | 6501 - Other Improvements                                 | <b>Total Project Estimate:</b> | \$0             |
| <b>ABIA Number:</b>    | M2010.02  | <b>DOA PM:</b>                 | Kane Carpenter  |
|                        |   | <b>PWD PM:</b>                 | NA              |
| <b>FDU Number:</b>     | 5070-8100-6400  | <b>Sub-project ID:</b>         |                 |
|                        |   | <b>Grant Number:</b>           | NA              |
| <b>Project Status:</b> | Air samples were taken in January and are being analyzed. |                                |                 |

---

|                        |  |                                |                 |
|------------------------|--|--------------------------------|-----------------|
| <b>Project Name:</b>   | <b>Terminal Improvements - 2009</b>  | <b>Project Sponsor/Client:</b> | <b>Aviation</b> |
| <b>Project Type:</b>   | 5415 - Terminal Improvements   | <b>Total Project Estimate:</b> | \$500,000       |
| <b>ABIA Number:</b>    | T3149  | <b>DOA PM:</b>                 | Ben Avila       |
|                        |  | <b>PWD PM:</b>                 | Robert Pirtle   |
| <b>FDU Number:</b>     | 4910-8107-3149   | <b>Sub-project ID:</b>         | 5415.024        |
|                        |  | <b>Grant Number:</b>           | NA              |
| <b>Project Status:</b> | <ol style="list-style-type: none"><li>1. Term Exp Jt - DoA staff to review existing jt installation in FEB-2011 and provide comments to consultant.</li><li>2. Guard Rail Imp - Consultant FINAL PER submitted 1-28-2011. DESIGN Phase proposal due in FEB-2011.</li><li>3. Spalling - Consultant submitted FINAL PER on 1-28-2011. Proposal for DESIGN Phase services due in FEB-2011.</li><li>4. Road Exp Jt - Consultant submitted FINAL PER on 1-28-2011. Proposal for DESIGN Phase services due in FEB-2011.</li><li>5. BMO IAQ Imp - See 3184 for work status info.</li><li>6. Road Spalling - Consultant is behind on 65% PER submittal. Expect delivery in FEB-2011.</li><li>7. Garage Bridge Spalling - Expect consultant proposal for PRELIM Phase services in FEB-2011.</li></ol> |                                |                 |

Consultant provided NTP in NOV-2010 for BMO IAQ DESIGN-BID-CONST Phase work funded by 3149 account. Separatæ 3184 account established in NOV-2010 for BMO IAQ project completion (See 3184 project for further information).

Consultant also issued NTP in NOV-2010 for PER work for Roadway Structural Spalling Study. Expect CLM to issue NTP for this work in NOV-2010.

DoA also negotiating proposal with Sunland for Parking Garage Entry Bridge Structural Study. Expect NTP for this work in JAN-2011.

---

|                        |   |                                |                 |
|------------------------|---|--------------------------------|-----------------|
| <b>Project Name:</b>   | <b>Terminal Roadway Expansion Joint Rehabilitation</b>                                | <b>Project Sponsor/Client:</b> | <b>Aviation</b> |
| <b>Project Type:</b>   | 5415 - Terminal Improvements  | <b>Total Project Estimate:</b> | \$0             |
| <b>ABIA Number:</b>    | T3173   | <b>DOA PM:</b>                 | Ben Avila       |
|                        |   | <b>PWD PM:</b>                 |                 |
| <b>FDU Number:</b>     | 4910-8107-3173  | <b>Sub-project ID:</b>         | 5415.055        |
|                        |   | <b>Grant Number:</b>           | NA              |
| <b>Project Status:</b> | PRELIMINARY Phase work being provided under 3149 project (See 3149 project for info). |                                |                 |

---

**AVIATION PROJECTS STATUS REPORT**

Tuesday, February 01, 2011

**2 - Design**

---

|                        |  |                                |                 |
|------------------------|--|--------------------------------|-----------------|
| <b>Project Name:</b>   | <b>ABIA Campus Signage Improvements Phase 2</b>  | <b>Project Sponsor/Client:</b> | <b>Aviation</b> |
| <b>Project Type:</b>   | 6001 - Landside Facility Improvements  | <b>Total Project Estimate:</b> | \$3,000,000     |
| <b>ABIA Number:</b>    | L3180  | <b>DOA PM:</b>                 | Janice White    |
|                        |  | <b>PWD PM:</b>                 | Robin Camp      |
| <b>FDU Number:</b>     | 4910-8107-3180   | <b>Sub-project ID:</b>         | 6001.068        |
|                        |  | <b>Grant Number:</b>           | NA              |
| <b>Project Status:</b> | Design team completed collection of remaining existing information. Complete findings to be sent to project team. Additional presentation to be made at an early design phase meeting. Additional scope of work to include terminal directory and variable display signage for Presidential has been approved. Early design phase meeting to be held mid February. |                                |                 |

---

|                        |   |                                |                 |
|------------------------|---|--------------------------------|-----------------|
| <b>Project Name:</b>   | <b>Airfield Lighting Control and Monitoring System</b>                          | <b>Project Sponsor/Client:</b> | <b>Aviation</b> |
| <b>Project Type:</b>   | 6000 - Airside Improvements   | <b>Total Project Estimate:</b> | \$1,100,000     |
| <b>ABIA Number:</b>    | A3142   | <b>DOA PM:</b>                 | Robert Hengst   |
|                        |   | <b>PWD PM:</b>                 | Robin Camp      |
| <b>FDU Number:</b>     | 4910-8107-3142  | <b>Sub-project ID:</b>         | 6000.047        |
|                        |   | <b>Grant Number:</b>           | 55              |
| <b>Project Status:</b> | RS&H is continuing with final design. We have begun coordination work with FAA. |                                |                 |

---

|                        |  |                                |                 |
|------------------------|--|--------------------------------|-----------------|
| <b>Project Name:</b>   | <b>Baggage Management Office Indoor Air Quality Im</b>                 | <b>Project Sponsor/Client:</b> | <b>Aviation</b> |
| <b>Project Type:</b>   | 5415 - Terminal Improvements   | <b>Total Project Estimate:</b> | \$0             |
| <b>ABIA Number:</b>    | T3184  | <b>DOA PM:</b>                 | Ben Avila       |
|                        |  | <b>PWD PM:</b>                 | TBD             |
| <b>FDU Number:</b>     | 4910-8107-3184   | <b>Sub-project ID:</b>         | 5415.058        |
|                        |  | <b>Grant Number:</b>           | NA              |
| <b>Project Status:</b> | 95% bid docs due in JAN-2011. New submittal date expected in FEB-2011. |                                |                 |

---

|                        |  |                                |                 |
|------------------------|--|--------------------------------|-----------------|
| <b>Project Name:</b>   | <b>Cooling Tower Repairs</b>   | <b>Project Sponsor/Client:</b> | <b>Aviation</b> |
| <b>Project Type:</b>   | 6001 - Landside Facility Improvements  | <b>Total Project Estimate:</b> | \$0             |
| <b>ABIA Number:</b>    | L3143  | <b>DOA PM:</b>                 | Ben Avila       |
|                        |  | <b>PWD PM:</b>                 |                 |
| <b>FDU Number:</b>     | 4910-8107-3143   | <b>Sub-project ID:</b>         | 6001.063        |
|                        |  | <b>Grant Number:</b>           | NA              |
| <b>Project Status:</b> | Preliminary Engineering Report Completed and waiting for bid/award/execution of the recommended work, perhaps by using CoA Job Order Contract. |                                |                 |

---

|                        |   |                                |                 |
|------------------------|---|--------------------------------|-----------------|
| <b>Project Name:</b>   | <b>General Aviation Apron Rehabilitation</b>  | <b>Project Sponsor/Client:</b> | <b>Aviation</b> |
| <b>Project Type:</b>   | 6000 - Airside Improvements   | <b>Total Project Estimate:</b> | \$1,000,000     |
| <b>ABIA Number:</b>    | A3147   | <b>DOA PM:</b>                 | Robert Hengst   |
|                        |   | <b>PWD PM:</b>                 |                 |
| <b>FDU Number:</b>     | 4910-8107-3147  | <b>Sub-project ID:</b>         | 6000.050        |
|                        |   | <b>Grant Number:</b>           | NA              |
| <b>Project Status:</b> | ESD is working on the design with expected construction to start in the Summer of 2011. |                                |                 |

---



**AVIATION PROJECTS STATUS REPORT**

Tuesday, February 01, 2011

---

|                        |   |                                |                               |
|------------------------|---|--------------------------------|-------------------------------|
| <b>Project Name:</b>   | <b>GTSA Relocation and Renovation</b>           | <b>Project Sponsor/Client:</b> | <b>City of Austin / Aviat</b> |
| <b>Project Type:</b>   | 6001 - Landside Facility Improvements           | <b>Total Project Estimate:</b> | \$6,500,000                   |
| <b>ABIA Number:</b>    | L3165   | <b>DOA PM:</b>                 | Richard Chaney                |
|                        |   | <b>PWD PM:</b>                 | Robin Camp                    |
| <b>FDU Number:</b>     | 4910-8107-3165                                  | <b>Sub-project ID:</b>         | 6001.069                      |
|                        |   | <b>Grant Number:</b>           | NA                            |
| <b>Project Status:</b> | IFB on 24-Jan-2011, bid opening the 17-Feb-2011 |                                |                               |

65% design charette held on 16, 95% is on 06-Jan-2011

Final PER completed on 12-Nov-2010 and received on 19-Nov-2010.

95% PER charette complete. Building option #3 and site option #3 chosen to take into design. Project currently on schedule, schedule calls for design to be complete Jan 2011.

Consultant has been assigned. Scope has been defined and fee proposal requested. On 8/31/2010, in coordination with PW and CLMD, it was decided to do design-bid-build. CLMD NTP to Sunland for PER phase of GTSA only 9/29/10 (\$194,482). Mr. Smith has signed a letter asking for this project to be expedited through City processes if necessary.

---

|                        |  |                                |                    |
|------------------------|--|--------------------------------|--------------------|
| <b>Project Name:</b>   | <b>IS Building 7355 Fire Suppression System</b>  | <b>Project Sponsor/Client:</b> | <b>Aviation IS</b> |
| <b>Project Type:</b>   | 6501 - Other Improvements  | <b>Total Project Estimate:</b> | \$350,000          |
| <b>ABIA Number:</b>    | P3141  | <b>DOA PM:</b>                 | Stephen Dick       |
|                        |  | <b>PWD PM:</b>                 | Burton Jones       |
| <b>FDU Number:</b>     | 4910-8107-3141   | <b>Sub-project ID:</b>         | 6001.062           |
|                        |  | <b>Grant Number:</b>           | NA                 |
| <b>Project Status:</b> | PER and project PRELIM Phase is completed. DoA has approved proposal from Sunland for DESIGN-BID Phase services. Expect NTP to be issued by CLM in FEB-2011. |                                |                    |

---

|                        |   |                                |                 |
|------------------------|---|--------------------------------|-----------------|
| <b>Project Name:</b>   | <b>Landside Job Order Contracting (JOC) Projects</b>  | <b>Project Sponsor/Client:</b> | <b>Aviation</b> |
| <b>Project Type:</b>   | 6001 - Landside Facility Improvements   | <b>Total Project Estimate:</b> | \$2,000,000     |
| <b>ABIA Number:</b>    | L3189   | <b>DOA PM:</b>                 | Various         |
|                        |   | <b>PWD PM:</b>                 | NA              |
| <b>FDU Number:</b>     | 4910-8107-3189  | <b>Sub-project ID:</b>         | 6001.073        |
|                        |   | <b>Grant Number:</b>           | NA              |
| <b>Project Status:</b> | A/E to submit revised proposal 01/24/11 for P&E remodel. CMD now processing proposal. Project team ready to begin design for Phase One. |                                |                 |

---

|                        |  |                                |                 |
|------------------------|--|--------------------------------|-----------------|
| <b>Project Name:</b>   | <b>Remain Over Night Apron, Phase 2</b>  | <b>Project Sponsor/Client:</b> | <b>Aviation</b> |
| <b>Project Type:</b>   | 6000 - Airside Improvements  | <b>Total Project Estimate:</b> | \$16,000,000    |
| <b>ABIA Number:</b>    | A3156  | <b>DOA PM:</b>                 | Dale Thompson   |
|                        |  | <b>PWD PM:</b>                 | Robert Pirtle   |
| <b>FDU Number:</b>     | 4910-8107-3156   | <b>Sub-project ID:</b>         | 6000.051        |
|                        |  | <b>Grant Number:</b>           | 55-10           |
| <b>Project Status:</b> | This phase of the project includes the civil design and pavement construction for aircraft parking. 90% design submittal was received 11/2/10. Plans have been submitted to COA Permitting for the completeness check. First advertisement date was 1/7/2011. Pre-Bid conference scheduled for 1/26/2011. Bid Opening scheduled for 2/24/2011. |                                |                 |

---

**AVIATION PROJECTS STATUS REPORT**

Tuesday, February 01, 2011

---

**3 - Bid/Award/Execution**

---

|                        |   |                                |                         |
|------------------------|---|--------------------------------|-------------------------|
| <b>Project Name:</b>   | <b>ABIA Parking Lot Maintenance - 2011</b>  | <b>Project Sponsor/Client:</b> | <b>Aviation Parking</b> |
| <b>Project Type:</b>   | 6001 - Landside Facility Improvements   | <b>Total Project Estimate:</b> | \$1,300,000             |
| <b>ABIA Number:</b>    | L3161   | <b>DOA PM:</b>                 | Robert Hengst           |
|                        |   | <b>PWD PM:</b>                 | Greg Johnston           |
| <b>FDU Number:</b>     | 4910-8107-3161  | <b>Sub-project ID:</b>         | 6001.052                |
|                        |   | <b>Grant Number:</b>           | NA                      |
| <b>Project Status:</b> | Work combined with L3160. The RCA will go to Council 2/17/2011 recommending Viking as the contractor. Work will commence shortly after that to meet the tight schedule. |                                |                         |

---

|                        |  |                                |                 |
|------------------------|--|--------------------------------|-----------------|
| <b>Project Name:</b>   | <b>ABIA Terminal Improvements 2006 - Ph. 4</b>                                     | <b>Project Sponsor/Client:</b> | <b>Aviation</b> |
| <b>Project Type:</b>   | 5415 - Terminal Improvements   | <b>Total Project Estimate:</b> | \$2,385,630     |
| <b>ABIA Number:</b>    | T3101  | <b>DOA PM:</b>                 | Ben Avila       |
|                        |  | <b>PWD PM:</b>                 | Burton Jones    |
| <b>FDU Number:</b>     | 4910-8107-3101   | <b>Sub-project ID:</b>         | 5415.021        |
|                        |  | <b>Grant Number:</b>           | NA              |
| <b>Project Status:</b> | Rebid of project completed. CONST contract RCA action scheduled for March 3, 2011. |                                |                 |

---

|                        |   |                                |                       |
|------------------------|---|--------------------------------|-----------------------|
| <b>Project Name:</b>   | <b>Reclaimed Water Service</b>  | <b>Project Sponsor/Client:</b> | <b>AWU / Aviation</b> |
| <b>Project Type:</b>   | 6001 - Landside Facility Improvements   | <b>Total Project Estimate:</b> | \$157,000             |
| <b>ABIA Number:</b>    | L3108   | <b>DOA PM:</b>                 | Dale Thompson         |
|                        |   | <b>PWD PM:</b>                 | John Wepryk           |
| <b>FDU Number:</b>     | 4910-8107-3108  | <b>Sub-project ID:</b>         | 6001.053              |
|                        |   | <b>Grant Number:</b>           | NA                    |
| <b>Project Status:</b> | Cash Construction Company was awarded the contract, and is currently preparing submittals. Anticipate a Notice to Proceed (NTP) to be issued for Feb 1. |                                |                       |

---



**4 - Construction**

|                        |  |                                |                  |
|------------------------|--|--------------------------------|------------------|
| <b>Project Name:</b>   | <b>ABIA Terminal Checkpoint Improvements</b>   | <b>Project Sponsor/Client:</b> | <b>TSA</b>       |
| <b>Project Type:</b>   | 5415 - Terminal Improvements   | <b>Total Project Estimate:</b> | \$1,100,000      |
| <b>ABIA Number:</b>    | T3181  | <b>DOA PM:</b>                 | Robert Hengst    |
| <b>FDU Number:</b>     | 4910-8107-3181   | <b>PWD PM:</b>                 | Alison Von Stein |
|                        |  | <b>Sub-project ID:</b>         | 5415.057         |
|                        |  | <b>Grant Number:</b>           | NA               |
| <b>Project Status:</b> | The two Job Order contractors have both received NTP's and have started work. TSA's contractor is bidding their work and should start in early February. All three contractors say the 3/1/2011 deadline is still feasible.  |                                |                  |
| <b>Project Name:</b>   | <b>Airside Demolition</b>  | <b>Project Sponsor/Client:</b> | <b>Aviation</b>  |
| <b>Project Type:</b>   | 6501 - Other Improvements  | <b>Total Project Estimate:</b> | \$775,000        |
| <b>ABIA Number:</b>    | P3125  | <b>DOA PM:</b>                 | Dale Thompson    |
| <b>FDU Number:</b>     | 4910-8107-3125   | <b>PWD PM:</b>                 | Darryl Haba      |
|                        |  | <b>Sub-project ID:</b>         | 6000.045         |
|                        |  | <b>Grant Number:</b>           | NA               |
| <b>Project Status:</b> | Hazardous material abatement and demolition of several deteriorated site buildings. Asbestos abatement mitigation work completed at Buildings 2020, 7390, 8120 and 8145. Sisk-Robb was awarded a contract to demo Bldgs 2020, 8120 and 8145, along with structures associated with the Noise Mitigation Project. Project Manager has requested and received a fee proposal for the demo of the former O Club.<br>Currently working with Tx Gas Service and Austin Energy to have utility services terminated and capped to these buildings. Electrical service to Gate W250 comes from Bldg 8120, so staff is looking at options to re-route the service line feed to the gate.<br>Having issues with obtaining a demo permit from COA. Anticipate a Feb 14 start date for work at the former Clubhouse. |                                |                  |
| <b>Project Name:</b>   | <b>Garage Repairs</b>  | <b>Project Sponsor/Client:</b> | <b>Aviation</b>  |
| <b>Project Type:</b>   | 6001 - Landside Facility Improvements  | <b>Total Project Estimate:</b> | \$3,724,436      |
| <b>ABIA Number:</b>    | L3129  | <b>DOA PM:</b>                 | Dale Thompson    |
| <b>FDU Number:</b>     | 4910-8107-3129   | <b>PWD PM:</b>                 | Robin Camp       |
|                        |  | <b>Sub-project ID:</b>         | 6001.056         |
|                        |  | <b>Grant Number:</b>           | NA               |
| <b>Project Status:</b> | NTP issued 4/5/10. Coordination with RAC and parking operations is going well. Approximately 50% of work complete.   |                                |                  |
| <b>Project Name:</b>   | <b>Remain Over Night Apron, Phase 1</b>  | <b>Project Sponsor/Client:</b> | <b>Aviation</b>  |
| <b>Project Type:</b>   | 6000 - Airside Improvements  | <b>Total Project Estimate:</b> | \$14,271,584     |
| <b>ABIA Number:</b>    | A3127  | <b>DOA PM:</b>                 | Dale Thompson    |
| <b>FDU Number:</b>     | 4910-8107-3127   | <b>PWD PM:</b>                 | Tony Krauss      |
|                        |  | <b>Sub-project ID:</b>         | 6000.044         |
|                        |  | <b>Grant Number:</b>           | 45, 48, 49       |
| <b>Project Status:</b> | Project is substantially complete. Parking Lot I was released for airport use on 12/15/10. A walk-thru for the portion of the work on the east side was held 12/17/10. Punchlist items are complete, except for a couple of items. Draft as-built documents from EO Systems received 1/20/2011, for review by staff.   |                                |                  |

## TENANT PROJECTS STATUS REPORT

Tuesday, February 01, 2011

### 1 - Preliminary

---

|                        |  |                                |                |
|------------------------|--|--------------------------------|----------------|
| <b>Project Name:</b>   | <b>Ascend Hangar Facility Development</b>  | <b>Project Sponsor/Client:</b> | <b>Ascend</b>  |
| <b>Project Type:</b>   | Tenant/Third Party   | <b>Total Project Estimate:</b> | \$0            |
| <b>ABIA Number:</b>    | F5001.01   | <b>DOA PM:</b>                 | Richard Chaney |
|                        |  | <b>Sub-project ID:</b>         |                |
| <b>Project Status:</b> | Received information from FAA. Meeting with Ascend on 2/4/2011 to discuss their latest proposal. |                                |                |

---

|                        |  |                                |                      |
|------------------------|--|--------------------------------|----------------------|
| <b>Project Name:</b>   | <b>Refurbishment of Auntie Anne's</b>                  | <b>Project Sponsor/Client:</b> | <b>Auntie Anne's</b> |
| <b>Project Type:</b>   | Tenant/Third Party                                     | <b>Total Project Estimate:</b> | \$0                  |
| <b>ABIA Number:</b>    | F4003.03   | <b>DOA PM:</b>                 | Richard Chaney       |
|                        |  | <b>Sub-project ID:</b>         |                      |
| <b>Project Status:</b> | Preliminary design phase. No change since last report. |                                |                      |

---

|                        |  |                                |                |
|------------------------|--|--------------------------------|----------------|
| <b>Project Name:</b>   | <b>The Tavern</b>                                      | <b>Project Sponsor/Client:</b> | <b>DNC</b>     |
| <b>Project Type:</b>   | Tenant/Third Party                                     | <b>Total Project Estimate:</b> | \$0            |
| <b>ABIA Number:</b>    | F4005.26   | <b>DOA PM:</b>                 | Richard Chaney |
|                        |  | <b>Sub-project ID:</b>         |                |
| <b>Project Status:</b> | Preliminary design phase. No change since last report. |                                |                |

---

|                        |   |                                |                   |
|------------------------|---|--------------------------------|-------------------|
| <b>Project Name:</b>   | <b>Wok n Roll Refurbishment</b>                                     | <b>Project Sponsor/Client:</b> | <b>Wok n Roll</b> |
| <b>Project Type:</b>   | Tenant/Third Party  | <b>Total Project Estimate:</b> | \$0               |
| <b>ABIA Number:</b>    | F4019.02  | <b>DOA PM:</b>                 | Richard Chaney    |
|                        |   | <b>Sub-project ID:</b>         |                   |
| <b>Project Status:</b> | Doing field verification of existing conditions of the waste lines. |                                |                   |

---



## TENANT PROJECTS STATUS REPORT

Tuesday, February 01, 2011

---

### 2 - Design

---

|                        |   |                                |                          |
|------------------------|---|--------------------------------|--------------------------|
| <b>Project Name:</b>   | <b>AA ATO Revisions</b>                       | <b>Project Sponsor/Client:</b> | <b>American Airlines</b> |
| <b>Project Type:</b>   | Tenant/Third Party                            | <b>Total Project Estimate:</b> | \$0                      |
| <b>ABIA Number:</b>    | F1002.09                                      | <b>DOA PM:</b>                 | Richard Chaney           |
|                        |   | <b>Sub-project ID:</b>         |                          |
| <b>Project Status:</b> | Received 50% dwgs from consultant. No change. |                                |                          |

---

|                        |  |                                |                 |
|------------------------|--|--------------------------------|-----------------|
| <b>Project Name:</b>   | <b>Armed Forces Reserve Center &amp; Vehicle Maintena</b>                              | <b>Project Sponsor/Client:</b> | <b>AFRC VMF</b> |
| <b>Project Type:</b>   | Tenant/Third Party   | <b>Total Project Estimate:</b> | \$0             |
| <b>ABIA Number:</b>    | F6005.02   | <b>DOA PM:</b>                 | Richard Chaney  |
|                        |  | <b>Sub-project ID:</b>         |                 |
| <b>Project Status:</b> | Held environmental kickoff on 1/31/2011. Waiting on bond, per the City's requirements. |                                |                 |

---

## TENANT PROJECTS STATUS REPORT

Tuesday, February 01, 2011

---

### 4 - Construction

---

|                        |   |                                |                |
|------------------------|---|--------------------------------|----------------|
| <b>Project Name:</b>   | <b>ACE Signage</b>                                      | <b>Project Sponsor/Client:</b> | <b>ACE</b>     |
| <b>Project Type:</b>   | Tenant/Third Party                                      | <b>Total Project Estimate:</b> | \$0            |
| <b>ABIA Number:</b>    | F8001.02  | <b>DOA PM:</b>                 | Richard Chaney |
|                        |   | <b>Sub-project ID:</b>         |                |
| <b>Project Status:</b> | Coordinating installation. No change since last report. |                                |                |

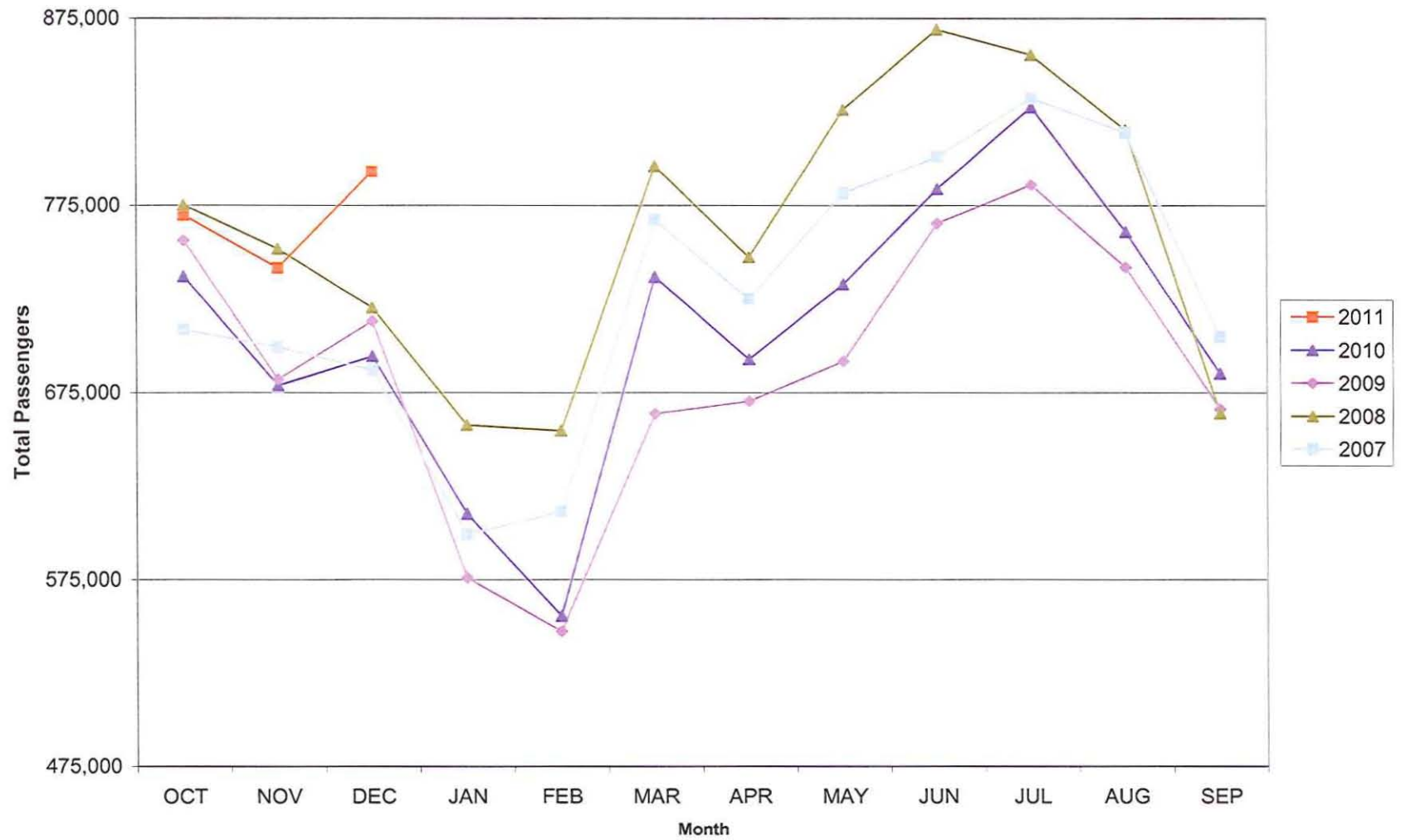
---

|                        |   |                                |                |
|------------------------|---|--------------------------------|----------------|
| <b>Project Name:</b>   | <b>Clean Energy Facility</b>  | <b>Project Sponsor/Client:</b> | <b>CNG</b>     |
| <b>Project Type:</b>   | Tenant/Third Party  | <b>Total Project Estimate:</b> | \$0            |
| <b>ABIA Number:</b>    | F7034.01  | <b>DOA PM:</b>                 | Richard Chaney |
|                        |   | <b>Sub-project ID:</b>         |                |
| <b>Project Status:</b> | Clean Energy was notified that they can re-mobilize on 1/31/2011 after a stop work order was issued in mid-January. |                                |                |

---



**AUSTIN PASSENGER TRAFFIC  
FISCAL YEAR 2011 vs 2010**



# Austin-Bergstrom International Airport

## Aviation Activity Report

### Fiscal Year 2011 vs 2010

|   | 12/2010 | 12/2009 | Percent<br>Change | 10/2010 -<br>12/2010 | 10/2009 -<br>12/2009 | Percent<br>Change |
|---|---------|---------|-------------------|----------------------|----------------------|-------------------|
| <b><u>Passenger Activity</u></b>            |         |         |                   |                      |                      |                   |
| Domestic Enplaned Revenue                   | 418,084 | 344,497 | 21.36             | 1,154,395            | 1,034,879            | 11.55             |
| Domestic Deplaned Revenue                   | 357,639 | 332,092 | 7.69              | 1,099,450            | 1,020,655            | 7.72              |
| International Enplaned Revenue              | 0       | 0       | 0.00              | 0                    | 0                    | 0.00              |
| International Deplaned Revenue              | 0       | 0       | 0.00              | 0                    | 0                    | 0.00              |
| Domestic Enplaned Non-Revenue               | 9,084   | 9,240   | -1.69             | 27,171               | 28,065               | -3.19             |
| Domestic Deplaned Non-Revenue               | 8,520   | 8,734   | -2.45             | 25,587               | 26,188               | -2.29             |
| International Enplaned Non-Revenue          | 0       | 0       | 0.00              | 0                    | 0                    | 0.00              |
| International Deplaned Non-Revenue          | 0       | 0       | 0.00              | 0                    | 0                    | 0.00              |
| South Terminal-Intl Enplaned<br>Revenue     | 0       | 0       | 0.00              | 0                    | 0                    | 0.00              |
| South Terminal-Intl Deplaned<br>Revenue     | 0       | 0       | 0.00              | 0                    | 0                    | 0.00              |
| South Terminal-Intl Enplaned<br>Non-Revenue | 0       | 0       | 0.00              | 0                    | 0                    | 0.00              |
| South Terminal-Intl Deplaned<br>Non-Revenue | 0       | 0       | 0.00              | 0                    | 0                    | 0.00              |
| Passenger Totals                            | 793,327 | 694,563 | 14.22             | 2,306,603            | 2,109,787            | 9.33              |

CURRENT PASSENGER RECORD = 869,308

RECORD SET = JUNE 2008

#### **Aircraft Operations**

|                     |        |        |        |        |        |       |
|---------------------|--------|--------|--------|--------|--------|-------|
| Air Carrier         | 7,967  | 7,609  | 4.70   | 23,542 | 22,877 | 2.91  |
| Commuter & Air Taxi | 1,591  | 1,547  | 2.84   | 4,968  | 4,450  | 11.64 |
| Military            | 500    | 488    | 2.46   | 1,524  | 1,499  | 1.67  |
| General Aviation    |        |        |        |        |        |       |
| Itinerant           | 4,563  | 3,920  | 16.40  | 15,220 | 13,843 | 9.95  |
| Local               | 276    | 102    | 170.59 | 732    | 570    | 28.42 |
| Total G.A.          | 4,839  | 4,022  | 20.31  | 15,952 | 14,413 | 10.68 |
| Total Operations    | 14,897 | 13,666 | 9.01   | 45,986 | 43,239 | 6.35  |



# Austin-Bergstrom International Airport

## Aviation Activity Report

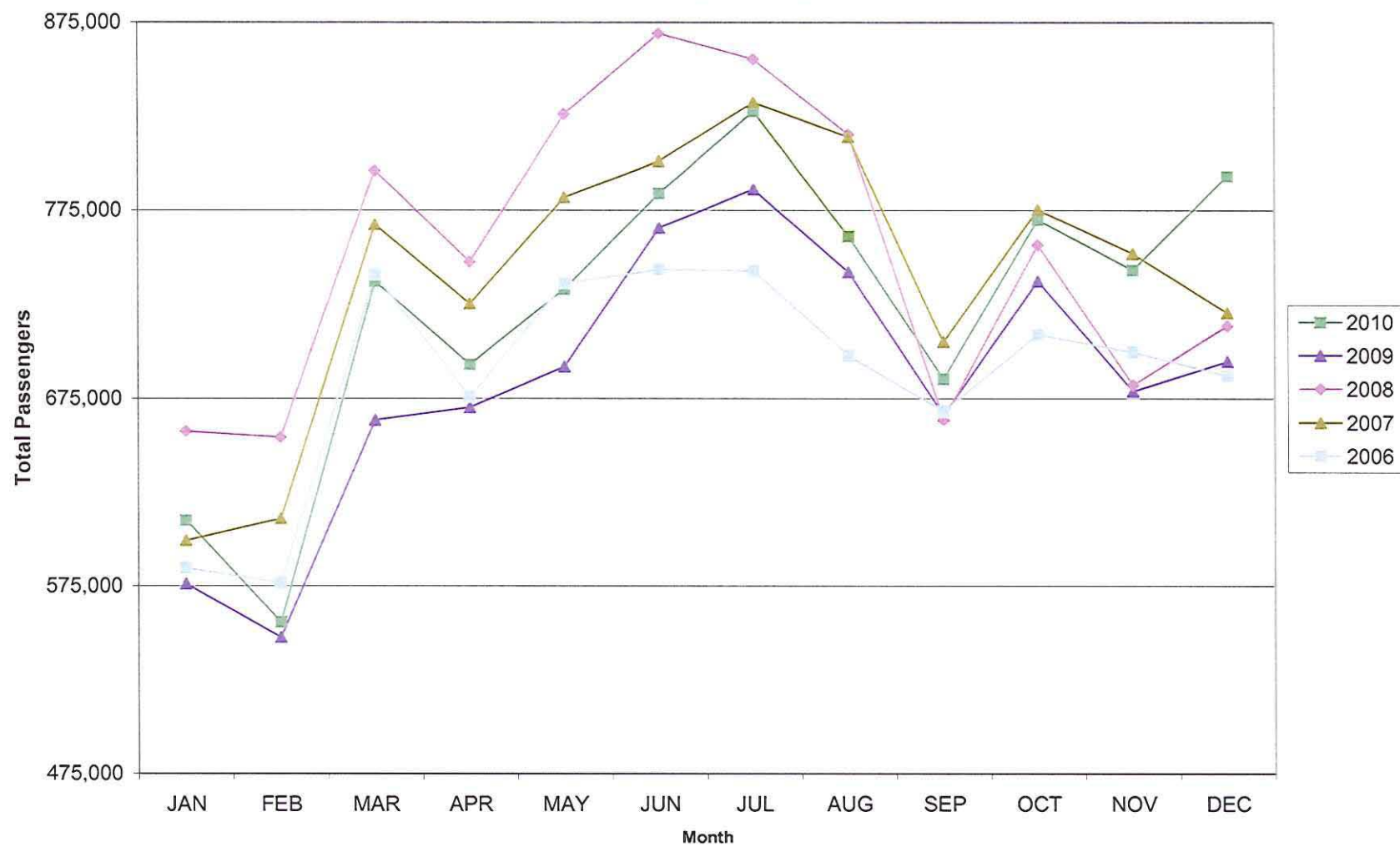
### Fiscal Year 2011 vs 2010

|   | 12/2010    | 12/2009    | Percent<br>Change | 10/2010 -<br>12/2010 | 10/2009 -<br>12/2009 | Percent<br>Change |
|---|------------|------------|-------------------|----------------------|----------------------|-------------------|
| <b><u>Cargo Activity</u></b>              |            |            |                   |                      |                      |                   |
| Mail                                      |            |            |                   |                      |                      |                   |
| Domestic Enplaned Mail                    | 176,098    | 192,126    | -8.34             | 606,235              | 602,021              | 0.70              |
| Domestic Deplaned Mail                    | 343,839    | 347,486    | -1.05             | 833,683              | 1,040,758            | -19.90            |
| International Enplaned Mail               | 0          | 0          | 0.00              | 0                    | 0                    | 0.00              |
| International Deplaned Mail               | 0          | 0          | 0.00              | 0                    | 0                    | 0.00              |
| South Terminal-Intl Enplaned Mail         | 0          | 0          | 0.00              | 0                    | 0                    | 0.00              |
| South Terminal-Intl Deplaned Mail         | 0          | 0          | 0.00              | 0                    | 0                    | 0.00              |
| Mail Totals                               | 519,937    | 539,612    | -3.65             | 1,439,918            | 1,642,779            | -12.35            |
| Cargo                                     |            |            |                   |                      |                      |                   |
| Domestic Enplaned Cargo                   | 5,503,623  | 6,420,210  | -14.28            | 15,533,042           | 19,056,906           | -18.49            |
| Domestic Deplaned Cargo                   | 5,738,815  | 5,769,263  | -0.53             | 16,115,248           | 15,310,661           | 5.26              |
| International Enplaned Cargo              | 375,875    | 582,958    | -35.52            | 1,151,629            | 1,356,570            | -15.11            |
| International Deplaned Cargo              | 291,811    | 0          | 0.00              | 994,981              | 0                    | 0.00              |
| South Terminal-Intl Enplaned Cargo        | 0          | 0          | 0.00              | 0                    | 0                    | 0.00              |
| South Terminal-Intl Deplaned Cargo        | 0          | 0          | 0.00              | 0                    | 0                    | 0.00              |
| Cargo Totals                              | 11,910,124 | 12,772,431 | -6.75             | 33,794,900           | 35,724,137           | -5.40             |
| Belly Freight                             |            |            |                   |                      |                      |                   |
| Domestic Enplaned Belly Freight           | 588,915    | 781,812    | -24.67            | 1,652,836            | 2,201,080            | -24.91            |
| Domestic Deplaned Belly Freight           | 493,655    | 515,649    | -4.27             | 1,465,740            | 1,537,046            | -4.64             |
| International Enplaned Belly Freight      | 0          | 0          | 0.00              | 0                    | 0                    | 0.00              |
| International Deplaned Belly Freight      | 0          | 0          | 0.00              | 0                    | 0                    | 0.00              |
| South Terminal-Intl Enplaned Belly Frt    | 0          | 0          | 0.00              | 0                    | 0                    | 0.00              |
| South Terminal-Intl Deplaned Belly Frt    | 0          | 0          | 0.00              | 0                    | 0                    | 0.00              |
| Belly Freight Totals                      | 1,082,570  | 1,297,461  | -16.56            | 3,118,576            | 3,738,126            | -16.57            |
| Cargo Totals (Mail, Cargo, Belly Freight) | 13,512,631 | 14,609,504 | -7.51             | 38,353,394           | 41,105,042           | -6.69             |

CURRENT CARGO RECORD = 40,215,518

RECORD SET = MARCH 2001

**AUSTIN PASSENGER TRAFFIC**  
**Calendar Year 2010 vs 2009**



# Austin-Bergstrom International Airport

## Aviation Activity Report

### Calendar Year 2010 vs 2009

|  | 12/2010 | 12/2009 | Percent<br>Change | 01/2010 -<br>12/2010 | 01/2009 -<br>12/2009 | Percent<br>Change |
|--|---------|---------|-------------------|----------------------|----------------------|-------------------|
| <b><u>Passenger Activity</u></b>         |         |         |                   |                      |                      |                   |
| Domestic Enplaned Revenue                | 418,084 | 344,497 | 21.36             | 4,253,710            | 3,978,092            | 6.93              |
| Domestic Deplaned Revenue                | 357,639 | 332,092 | 7.69              | 4,205,246            | 3,980,220            | 5.65              |
| International Enplaned Revenue           | 0       | 0       | 0.00              | 2,527                | 6,312                | -59.97            |
| International Deplaned Revenue           | 0       | 0       | 0.00              | 2,575                | 6,632                | -61.17            |
| Domestic Enplaned Non-Revenue            | 9,084   | 9,240   | -1.69             | 119,191              | 117,849              | 1.14              |
| Domestic Deplaned Non-Revenue            | 8,520   | 8,734   | -2.45             | 110,459              | 111,585              | -1.01             |
| International Enplaned Non-Revenue       | 0       | 0       | 0.00              | 0                    | 224                  | -100.00           |
| International Deplaned Non-Revenue       | 0       | 0       | 0.00              | 0                    | 231                  | -100.00           |
| South Terminal-Intl Enplaned Revenue     | 0       | 0       | 0.00              | 0                    | 8,095                | -100.00           |
| South Terminal-Intl Deplaned Revenue     | 0       | 0       | 0.00              | 0                    | 8,686                | -100.00           |
| South Terminal-Intl Enplaned Non-Revenue | 0       | 0       | 0.00              | 0                    | 0                    | 0.00              |
| South Terminal-Intl Deplaned Non-Revenue | 0       | 0       | 0.00              | 0                    | 0                    | 0.00              |
| Passenger Totals                         | 793,327 | 694,563 | 14.22             | 8,693,708            | 8,217,926            | 5.79              |

CURRENT PASSENGER RECORD = 869,308

RECORD SET = JUNE 2008

#### **Aircraft Operations**

|                     |        |        |        |         |         |       |
|---------------------|--------|--------|--------|---------|---------|-------|
| Air Carrier         | 7,967  | 7,609  | 4.70   | 93,037  | 92,540  | 0.54  |
| Commuter & Air Taxi | 1,591  | 1,547  | 2.84   | 17,951  | 17,098  | 4.99  |
| Military            | 500    | 488    | 2.46   | 6,924   | 6,466   | 7.08  |
| General Aviation    |        |        |        |         |         |       |
| Itinerant           | 4,563  | 3,920  | 16.40  | 55,622  | 55,971  | -0.62 |
| Local               | 276    | 102    | 170.59 | 3,380   | 2,439   | 38.58 |
| Total G.A.          | 4,839  | 4,022  | 20.31  | 59,002  | 58,410  | 1.01  |
| Total Operations    | 14,897 | 13,666 | 9.01   | 176,914 | 174,514 | 1.38  |



# Austin-Bergstrom International Airport

## Aviation Activity Report

### Calendar Year 2010 vs 2009

|   | 12/2010    | 12/2009    | Percent<br>Change | 01/2010 -<br>12/2010 | 01/2009 -<br>12/2009 | Percent<br>Change |
|---|------------|------------|-------------------|----------------------|----------------------|-------------------|
| <b><u>Cargo Activity</u></b>              |            |            |                   |                      |                      |                   |
| Mail                                      |            |            |                   |                      |                      |                   |
| Domestic Enplaned Mail                    | 176,098    | 192,126    | -8.34             | 2,321,603            | 1,608,178            | 44.36             |
| Domestic Deplaned Mail                    | 343,839    | 347,486    | -1.05             | 3,154,231            | 3,983,852            | -20.82            |
| International Enplaned Mail               | 0          | 0          | 0.00              | 0                    | 0                    | 0.00              |
| International Deplaned Mail               | 0          | 0          | 0.00              | 0                    | 0                    | 0.00              |
| South Terminal-Intl Enplaned Mail         | 0          | 0          | 0.00              | 0                    | 0                    | 0.00              |
| South Terminal-Intl Deplaned Mail         | 0          | 0          | 0.00              | 0                    | 0                    | 0.00              |
| Mail Totals                               | 519,937    | 539,612    | -3.65             | 5,475,834            | 5,592,030            | -2.08             |
| Cargo                                     |            |            |                   |                      |                      |                   |
| Domestic Enplaned Cargo                   | 5,503,623  | 6,420,210  | -14.28            | 62,191,838           | 72,417,223           | -14.12            |
| Domestic Deplaned Cargo                   | 5,738,815  | 5,769,263  | -0.53             | 64,133,044           | 59,610,237           | 7.59              |
| International Enplaned Cargo              | 375,875    | 582,958    | -35.52            | 3,795,044            | 4,021,461            | -5.63             |
| International Deplaned Cargo              | 291,811    | 0          | 0.00              | 4,571,296            | 0                    | 0.00              |
| South Terminal-Intl Enplaned Cargo        | 0          | 0          | 0.00              | 0                    | 0                    | 0.00              |
| South Terminal-Intl Deplaned Cargo        | 0          | 0          | 0.00              | 0                    | 0                    | 0.00              |
| Cargo Totals                              | 11,910,124 | 12,772,431 | -6.75             | 134,691,222          | 136,048,921          | -1.00             |
| Belly Freight                             |            |            |                   |                      |                      |                   |
| Domestic Enplaned Belly Freight           | 588,915    | 781,812    | -24.67            | 6,763,433            | 8,664,953            | -21.94            |
| Domestic Deplaned Belly Freight           | 493,655    | 515,649    | -4.27             | 6,090,605            | 6,204,198            | -1.83             |
| International Enplaned Belly Freight      | 0          | 0          | 0.00              | 0                    | 0                    | 0.00              |
| International Deplaned Belly Freight      | 0          | 0          | 0.00              | 0                    | 0                    | 0.00              |
| South Terminal-Intl Enplaned Belly Frt    | 0          | 0          | 0.00              | 0                    | 0                    | 0.00              |
| South Terminal-Intl Deplaned Belly Frt    | 0          | 0          | 0.00              | 0                    | 0                    | 0.00              |
| Belly Freight Totals                      | 1,082,570  | 1,297,461  | -16.56            | 12,854,038           | 14,869,151           | -13.55            |
| Cargo Totals (Mail, Cargo, Belly Freight) | 13,512,631 | 14,609,504 | -7.51             | 153,021,094          | 156,510,102          | -2.23             |

CURRENT CARGO RECORD = 40,215,518

RECORD SET = MARCH 2001

**CITY OF AUSTIN**  
**AUSTIN-BERGSTROM INTERNATIONAL AIRPORT**  
**Airport Operating Fund 5070**  
**Income Statement - For Internal Use Only**  
**Fiscal Year to Date for 3 Months ended December 31, 2010**

|  | Amended<br>Budget | Budget<br>Annualized<br>3 Months | Year to Date<br>w/ Encumb | Y-T-D<br>Variance<br>Fav (Unfav) | Y-T-D<br>% Variance<br>Fav (Unfav) |
|--|-------------------|----------------------------------|---------------------------|----------------------------------|------------------------------------|
| <b>REVENUE</b>   |                   |                                  |                           |                                  |                                    |
| <b>AIRLINE REVENUE</b>   |                   |                                  |                           |                                  |                                    |
| Landing Fees   | 20,400,000        | 5,100,000                        | 4,596,077                 | -503,923                         | (9.9%)                             |
| Terminal Rental & Other Fees   | 19,964,000        | 4,991,000                        | 5,061,920                 | 70,920                           | 1.4%                               |
| <b>TOTAL AIRLINE REVENUE</b>   | <b>40,364,000</b> | <b>10,091,000</b>                | <b>9,657,997</b>          | <b>-433,003</b>                  | <b>(4.3%)</b>                      |
| <b>NON-AIRLINE REVENUE</b>   |                   |                                  |                           |                                  |                                    |
| Parking  | 25,903,000        | 6,475,750                        | 6,628,646                 | 152,896                          | 2.4%                               |
| Other Concessions  | 16,545,000        | 4,136,250                        | 4,026,965                 | -109,285                         | (2.6%)                             |
| Other Rentals and Fees   | 6,644,000         | 1,661,000                        | 1,640,699                 | -20,301                          | (1.2%)                             |
| <b>TOTAL NON-AIRLINE REVENUE</b>   | <b>49,092,000</b> | <b>12,273,000</b>                | <b>12,296,310</b>         | <b>23,310</b>                    | <b>0.2%</b>                        |
| Interest Income  | 450,000           | 112,500                          | 59,214                    | -53,286                          | (47.4%)                            |
| <b>TOTAL REVENUE</b>   | <b>89,906,000</b> | <b>22,476,500</b>                | <b>22,013,521</b>         | <b>-462,979</b>                  | <b>(2.1%)</b>                      |
| <b>OPERATING REQUIREMENTS</b>  |                   |                                  |                           |                                  |                                    |
| Fac Mgmt, Ops and Airport Security   | 34,273,931        | 8,568,485                        | 8,881,759                 | -313,274                         | (3.7%)                             |
| Airport Planning and Development   | 1,514,217         | 378,554                          | 459,675                   | -81,121                          | (21.4%)                            |
| Support Services   | 11,085,613        | 2,771,404                        | 2,443,023                 | 328,381                          | 11.8%                              |
| Business Services  | 11,104,575        | 2,776,145                        | 2,228,932                 | 547,213                          | 19.7%                              |
| <b>TOTAL OPERATING EXPENSES</b>  | <b>57,978,336</b> | <b>14,494,588</b>                | <b>14,013,389</b>         | <b>481,199</b>                   | <b>3.3%</b>                        |
| <b>Debt Service</b>  |                   |                                  |                           |                                  |                                    |
| GO Debt Service Fund   | 30,101            | 7,525                            | 7,525                     | 0                                | 0.0%                               |
| 2003 Series Airport Revenue Bond DS  | 4,525,750         | 1,131,438                        | 1,129,000                 | 2,438                            | 0.2%                               |
| 2005 Variable rate Notes (Swap)  | 27,067,376        | 6,766,844                        | 5,669,937                 | 1,096,907                        | 16.2%                              |
| 2005 Variable rate Notes Fees  | 1,773,275         | 443,319                          | 468,797                   | -25,478                          | (5.7%)                             |
| \$28 Million Variable Rate Note  | 741,041           | 185,260                          | 19,493                    | 165,767                          | 89.5%                              |
| PFC Debt Service Funding   | -14,009,330       | -3,502,332                       | -3,231,542                | -270,790                         | 7.7%                               |
| <b>TOTAL Net Debt Service</b>  | <b>20,128,213</b> | <b>5,032,054</b>                 | <b>4,063,210</b>          | <b>968,844</b>                   | <b>19.3%</b>                       |
| <b>OTHER REQUIREMENTS</b>  |                   |                                  |                           |                                  |                                    |
| Workers' Compensation  | 333,827           | 83,457                           | 83,456                    | 1                                | 0.0%                               |
| Citywide Administrative Support  | 1,697,020         | 424,255                          | 424,255                   | 0                                | 0.0%                               |
| Communications & Technology Mgmt   | 1,465,059         | 366,265                          | 366,267                   | -2                               | 0.0%                               |
| Accrued Payroll  | 104,000           | 26,000                           | 26,000                    | 0                                | 0.0%                               |
| Additional Retirement Contribution   | 934,242           | 233,561                          | 227,734                   | 5,827                            | 2.5%                               |
| Compensation Adjustment  | 22,425            | 5,606                            | 1,452                     | 4,154                            | 74.1%                              |
| Liability Reserve  | 23,000            | 5,750                            | 5,747                     | 3                                | 0.1%                               |
| Operating Reserve  | 686,000           | 171,500                          | 0                         | 171,500                          | 100.0%                             |
| CTECC  | 57,161            | 14,290                           | 14,294                    | -4                               | 0.0%                               |
| Trunked Radio Allocation   | 112,874           | 28,219                           | 28,220                    | -1                               | 0.0%                               |
| <b>TOTAL OTHER REQUIREMENTS</b>  | <b>5,435,608</b>  | <b>1,358,903</b>                 | <b>1,177,425</b>          | <b>181,478</b>                   | <b>13.4%</b>                       |
| <b>TOTAL REQUIREMENTS</b>  | <b>83,542,157</b> | <b>20,885,545</b>                | <b>19,254,024</b>         | <b>1,631,521</b>                 | <b>7.8%</b>                        |
| <b>EXCESS (DEFICIT) OF TOTAL<br/>AVAILABLE FUNDS OVER<br/>TOTAL REQUIREMENTS</b> | <b>6,363,843</b>  | <b>1,590,955</b>                 | <b>2,759,497</b>          | <b>1,168,542</b>                 | <b>73.4%</b>                       |



CITY OF AUSTIN  
AUSTIN-BERGSTROM INTERNATIONAL AIRPORT  
FUND SUMMARY COMPARISON

This month - This Year vs. Last Year  
FY11 (Dec 10) vs FY10 (Dec 09)

Fiscal YTD - This Year vs. Last Year  
FY11 (Oct 10 - Dec 10) vs FY10 (Oct 09 - Dec 09)

**Airline Revenue**

|                              | FY11<br>Dec-10 | FY10<br>Dec-09 | Fav (Unfav)<br>\$ Variance | Fav (Unfav)<br>% Variance |
|------------------------------|----------------|----------------|----------------------------|---------------------------|
| Landing Fees                 | 1,559,539      | 1,508,602      | 50,937                     | 3.4%                      |
| Terminal Rental & Other Fees | 1,685,654      | 1,580,344      | 105,310                    | 6.7%                      |
| Total Airline Revenue        | 3,245,193      | 3,088,946      | 156,247                    | 5.1%                      |

**Non-Airline Revenue**

|                           |           |           |         |         |
|---------------------------|-----------|-----------|---------|---------|
| Parking                   | 2,163,203 | 2,038,425 | 124,778 | 6.1%    |
| Food/Beverage & Retail    | 477,066   | 349,677   | 127,389 | 36.4%   |
| Rental Car                | 732,271   | 664,584   | 67,687  | 10.2%   |
| Advertising               | 27,935    | 10,391    | 17,544  | 168.8%  |
| Ads Barter Revenue        | 3,125     | 4,267     | -1,142  | (26.8%) |
| Other Concessions         | 64,236    | 41,346    | 22,890  | 55.4%   |
| Other Rentals and Fees *  | 707,551   | 629,466   | 78,085  | 12.4%   |
| Total Non-Airline Revenue | 4,175,387 | 3,738,156 | 437,231 | 11.7%   |

|                                |                  |                  |                |             |
|--------------------------------|------------------|------------------|----------------|-------------|
| Interest Income                | 13,099           | 39,071           | -25,972        | (66.5%)     |
| <b>Total Operating Revenue</b> | <b>7,433,679</b> | <b>6,866,173</b> | <b>567,506</b> | <b>8.3%</b> |

**Operating Requirements**

|                                       |           |           |          |         |
|---------------------------------------|-----------|-----------|----------|---------|
| Fac Mgmt, Ops and Airport Security ** | 2,782,252 | 2,550,710 | -231,542 | (9.1%)  |
| Airport Planning and Development **   | 153,620   | 115,882   | -37,738  | (32.6%) |
| Support Services **                   | 738,489   | 656,859   | -81,630  | (12.4%) |
| Business Services **                  | 732,416   | 637,656   | -94,760  | (14.9%) |
| Total Operating Expense               | 4,406,777 | 3,961,107 | -445,670 | (11.3%) |

**Debt Service**

|                                     |            |            |         |        |
|-------------------------------------|------------|------------|---------|--------|
| GO Debt Service Fund                | 0          | 0          | 0       | N/A    |
| 2003 Series Airport Revenue Bond DS | 378,000    | 376,000    | -2,000  | (0.5%) |
| 2005 Variable rate Notes (Swap)     | 1,941,062  | 1,968,263  | 27,201  | 1.4%   |
| 2005 Variable rate Notes Fees       | 3,000      | 70,000     | 67,000  | 95.7%  |
| \$28 Million Variable Rate Note     | 7,733      | 7,357      | -376    | (5.1%) |
| PFC Debt Service Funding            | -1,032,758 | -1,066,058 | -33,300 | 3.1%   |
| Total Debt Service                  | 1,297,037  | 1,355,562  | 58,525  | 4.3%   |

**Other Requirements**

|                                    |         |         |         |         |
|------------------------------------|---------|---------|---------|---------|
| Workers' Compensation              | 27,807  | 26,681  | -1,126  | (4.2%)  |
| Citywide Administrative Support    | 141,362 | 141,505 | 143     | 0.1%    |
| Communications & Technology Mgmt   | 122,042 | 101,097 | -20,945 | (20.7%) |
| Accrued Payroll                    | 8,663   | 7,250   | -1,413  | (19.5%) |
| Additional Retirement Contribution | 71,472  | 53,081  | -18,391 | (34.6%) |
| Compensation Adjustment            | 1,294   | 649     | -645    | (99.4%) |
| CTECC                              | 4,765   | 0       | -4,765  | N/A     |
| Trunked Radio Allocation           | 9,404   | 8,653   | -751    | (8.7%)  |
| Liability Reserve                  | 1,913   | 1,917   | 4       | 0.2%    |
| Total Other Requirements           | 388,722 | 340,833 | -47,889 | (14.1%) |

|                           |                  |                  |                 |               |
|---------------------------|------------------|------------------|-----------------|---------------|
| <b>Total Requirements</b> | <b>6,092,536</b> | <b>5,657,502</b> | <b>-435,034</b> | <b>(7.7%)</b> |
|---------------------------|------------------|------------------|-----------------|---------------|

|  |              |              |            |       |
|--|--------------|--------------|------------|-------|
| SURPLUS (DEFICIT) OF TOTAL AVAILABLE FUNDS OVER TOTAL REQUIREMENTS | \$ 1,341,143 | \$ 1,208,671 | \$ 132,472 | 11.0% |
|--|--------------|--------------|------------|-------|

\* FY 2010 STS, Bldg Maint, and Fac Svcs expense refunds are stated as revenue to be consistent with FY 2011  
\*\* FY 2010 Operating Requirements recategorized to be consistent with FY 2011

| FY11<br>YTD<br>Dec-10 | FY10<br>YTD<br>Dec-09 | Fav (Unfav)<br>\$ Variance | Fav (Unfav)<br>% Variance |
|-----------------------|-----------------------|----------------------------|---------------------------|
| 4,596,077             | 4,505,867             | 90,210                     | 2.0%                      |
| 5,061,920             | 4,764,190             | 297,730                    | 6.2%                      |
| 9,657,997             | 9,270,057             | 387,940                    | 4.2%                      |
| 6,628,646             | 6,161,227             | 467,419                    | 7.6%                      |
| 1,359,578             | 1,221,426             | 138,152                    | 11.3%                     |
| 2,390,662             | 2,177,484             | 213,178                    | 9.8%                      |
| 83,804                | 31,173                | 52,631                     | 168.8%                    |
| 9,375                 | 12,800                | (3,425)                    | (26.8%)                   |
| 183,546               | 143,586               | 39,960                     | 27.8%                     |
| 1,640,699             | 1,559,443             | 81,256                     | 5.2%                      |
| 12,296,310            | 11,307,139            | 989,171                    | 8.7%                      |
| 59,214                | 122,205               | (62,991)                   | (51.5%)                   |
| <b>22,013,521</b>     | <b>20,699,401</b>     | <b>1,314,120</b>           | <b>6.3%</b>               |

|            |            |           |         |
|------------|------------|-----------|---------|
| 8,881,759  | 8,424,547  | (457,212) | (5.4%)  |
| 459,675    | 353,246    | (106,429) | (30.1%) |
| 2,443,023  | 2,299,837  | (143,186) | (6.2%)  |
| 2,228,932  | 1,996,406  | (232,526) | (11.6%) |
| 14,013,389 | 13,074,036 | (939,353) | (7.2%)  |

|            |            |          |        |
|------------|------------|----------|--------|
| 7,525      | 7,129      | (396)    | (5.6%) |
| 1,129,000  | 1,127,000  | -2,000   | (0.2%) |
| 5,669,937  | 5,710,325  | 40,388   | 0.7%   |
| 468,797    | 571,906    | 103,109  | 18.0%  |
| 19,493     | 18,795     | (698)    | (3.7%) |
| -3,231,542 | -3,271,041 | (39,499) | 1.2%   |
| 4,063,210  | 4,164,114  | 100,904  | 2.4%   |

|                   |                   |                  |               |
|-------------------|-------------------|------------------|---------------|
| 83,456            | 80,043            | (3,413)          | (4.3%)        |
| 424,255           | 424,515           | 260              | 0.1%          |
| 366,267           | 303,290           | (62,977)         | (20.8%)       |
| 26,000            | 21,750            | (4,250)          | (19.5%)       |
| 227,734           | 159,243           | (68,491)         | (43.0%)       |
| 1,452             | 951               | (501)            | (52.7%)       |
| 14,294            | 0                 | (14,294)         | N/A           |
| 28,220            | 25,961            | (2,259)          | (8.7%)        |
| 5,747             | 5,750             | 3                | 0.1%          |
| 1,177,425         | 1,021,503         | (155,922)        | (15.3%)       |
| <b>19,254,024</b> | <b>18,259,653</b> | <b>(994,371)</b> | <b>(5.5%)</b> |

|              |              |            |       |
|--------------|--------------|------------|-------|
| \$ 2,759,497 | \$ 2,439,748 | \$ 319,749 | 13.1% |
|--------------|--------------|------------|-------|



**CITY OF AUSTIN**  
**AUSTIN-BERGSTROM INTERNATIONAL AIRPORT**  
**Non-Airline Revenue Detail**

|                                       | This month - This Year vs. Last Year<br>FY11 (Dec 10) vs FY10 (Dec 09) |                  |                         |                  | Fiscal YTD - This Year vs. Last Year<br>FY11 (Oct 10 - Dec 10) vs FY10 (Oct 09 - Dec 09) |                   |                         |                  |
|---------------------------------------|--|------------------|-------------------------|------------------|--|-------------------|-------------------------|------------------|
|                                       | December<br>2010   | December<br>2009 | Fav (Unfav)<br>Variance | Fav (Unfav)<br>% | YTD<br>FY11  | YTD<br>FY10       | Fav (Unfav)<br>Variance | Fav (Unfav)<br>% |
| <b>PARKING REVENUES</b>               |  |                  |                         |                  |  |                   |                         |                  |
| Parking                               | 2,083,013  | 1,969,744        | 113,269                 | 5.75%            | 6,363,251  | 5,951,780         | 411,471                 | 6.91%            |
| Off Airport Parking                   | 80,190   | 68,681           | 11,509                  | 16.76%           | 265,395  | 209,447           | 55,948                  | 26.71%           |
| <b>TOTAL PARKING REVENUES</b>         | <b>2,163,203</b>   | <b>2,038,425</b> | <b>124,778</b>          | <b>6.12%</b>     | <b>6,628,646</b>   | <b>6,161,227</b>  | <b>467,419</b>          | <b>7.59%</b>     |
| <b>OTHER CONCESSIONS</b>              |  |                  |                         |                  |  |                   |                         |                  |
| Rental Cars                           | 732,271  | 664,584          | 67,687                  | 10.18%           | 2,390,662  | 2,177,484         | 213,178                 | 9.79%            |
| Food and Beverage                     | 288,362  | 197,046          | 91,316                  | 46.34%           | 774,696  | 650,832           | 123,864                 | 19.03%           |
| Advertising                           | 27,935   | 10,391           | 17,544                  | 168.84%          | 83,804   | 31,173            | 52,631                  | 168.84%          |
| Telephone                             | 33,312   | 12,686           | 20,626                  | 162.59%          | 89,068   | 53,567            | 35,501                  | 66.27%           |
| News and Gift                         | 188,704  | 152,631          | 36,073                  | 23.63%           | 584,882  | 570,594           | 14,288                  | 2.50%            |
| Ads Barter Revenue                    | 3,125  | 4,267            | -1,142                  | (26.76%)         | 9,375  | 12,800            | -3,425                  | (26.76%)         |
| Airline Catering                      | 13,167   | 12,563           | 604                     | 4.81%            | 41,351   | 41,519            | -168                    | (0.40%)          |
| Vending Commissions                   | 17,468   | 0                | 17,468                  | N/A              | 52,292   | 0                 | 52,292                  | N/A              |
| Miscellaneous                         | 289  | 16,097           | -15,808                 | (98.20%)         | 835  | 48,500            | -47,665                 | (98.28%)         |
| <b>TOTAL OTHER CONCESSIONS</b>        | <b>1,304,633</b>   | <b>1,070,265</b> | <b>234,368</b>          | <b>21.90%</b>    | <b>4,026,965</b>   | <b>3,586,469</b>  | <b>440,496</b>          | <b>12.28%</b>    |
| <b>OTHER RENTALS &amp; FEES</b>       |  |                  |                         |                  |  |                   |                         |                  |
| Building-FBOs                         | 41,316   | 39,921           | 1,395                   | 3.49%            | 123,947  | 119,764           | 4,183                   | 3.49%            |
| Building - Other                      | 109,224  | 99,761           | 9,463                   | 9.49%            | 331,424  | 299,812           | 31,612                  | 10.54%           |
| Ground Rent                           | 71,239   | 70,986           | 253                     | 0.36%            | 213,729  | 228,256           | -14,527                 | (6.36%)          |
| Telephone - STS                       | 48,410   | 54,303 *         | -5,893                  | (10.85%)         | 110,988  | 113,535 *         | -2,547                  | (2.24%)          |
| Building Maintenance Reimbursements   | 32,397   | 15,336 *         | 17,061                  | 111.25%          | 32,397   | 32,607 *          | -210                    | (0.64%)          |
| Facility Services Reimbursements      | 12,226   | 4,075 *          | 8,151                   | 200.02%          | 12,226   | 14,558 *          | -2,332                  | (16.02%)         |
| Hotel                                 | 121,988  | 118,501          | 3,487                   | 2.94%            | 121,988  | 118,501           | 3,487                   | 2.94%            |
| GTSA Shuttle Permits                  | 7,125  | 7,700            | -575                    | (7.47%)          | 7,500  | 7,925             | -425                    | (5.36%)          |
| Taxi-Cab                              | 18,778   | 16,929           | 1,849                   | 10.92%           | 60,238   | 51,710            | 8,528                   | 16.49%           |
| Cargo Facilities                      | 16,996   | 16,798           | 198                     | 1.18%            | 50,988   | 50,395            | 593                     | 1.18%            |
| Fuel Flowage                          | 64,698   | 54,205           | 10,493                  | 19.36%           | 159,707  | 139,612           | 20,095                  | 14.39%           |
| Fuel Facility Fees                    | 62,219   | 61,803           | 416                     | 0.67%            | 186,657  | 185,407           | 1,250                   | 0.67%            |
| Cargo Ramp Use Fee                    | 36,159   | 48,476           | -12,317                 | (25.41%)         | 112,229  | 126,677           | -14,448                 | (11.41%)         |
| Other                                 | 56,053   | 12,639           | 43,414                  | 343.49%          | 89,528   | 46,382            | 43,146                  | 93.02%           |
| Cash Over/Short                       | 760  | 693              | 67                      | 9.67%            | 2,321  | 2,167             | 154                     | 7.11%            |
| GSEM User Fee                         | 3,177  | 3,177            | 0                       | 0.00%            | 9,531  | 9,531             | 0                       | 0.00%            |
| Airport ID Badges, Fingerprints, Keys | 4,786  | 4,163            | 623                     | 14.97%           | 15,301   | 12,604            | 2,697                   | 21.40%           |
| <b>TOTAL OTHER RENTALS &amp; FEES</b> | <b>707,551</b>   | <b>629,466</b>   | <b>78,085</b>           | <b>12.40%</b>    | <b>1,640,699</b>   | <b>1,559,443</b>  | <b>81,256</b>           | <b>5.21%</b>     |
| <b>TOTAL NON-AIRLINE REVENUE</b>      | <b>4,175,387</b>   | <b>3,738,156</b> | <b>437,231</b>          | <b>11.70%</b>    | <b>12,296,310</b>  | <b>11,307,139</b> | <b>989,171</b>          | <b>8.75%</b>     |
| <b>ACTUAL % OF TOTAL REVENUE</b>      | <b>56.2%</b>   | <b>54.4%</b>     | <b>1.8%</b>             | <b>3.31%</b>     | <b>55.9%</b>   | <b>54.6%</b>      | <b>1.3%</b>             | <b>2.38%</b>     |
| <b>TARGET %</b>                       | <b>60.0%</b>   |                  |                         |                  | <b>60.0%</b>   |                   |                         |                  |

\* FY 2010 STS, Bldg Maint, and Fac Svcs expense refunds are stated as revenue to be consistent with FY 2011

**AUSTIN-BERGSTROM INTERNATIONAL AIRPORT  
ENPLANEMENTS  
FY 2010 VS. FY 2011**

|           | <u>FY 2011</u>   | <u>FY 2010</u>   | <u>Month over Month</u><br><u>Change</u><br><u>%</u> | <u>YTD</u><br><u>Change</u><br><u>%</u> |
|-----------|------------------|------------------|--|---|
| October   | 381,906          | 366,747          | 4.13%  | 4.13%                                   |
| November  | 372,492          | 343,369          | 8.48%  | 6.24%                                   |
| December  | 427,168          | 353,737          | 20.76%   | 11.06%                                  |
| January   | -                | 303,053          |  |   |
| February  | -                | 276,785          |  |   |
| March     | -                | 363,280          |  |   |
| April     | -                | 351,621          |  |   |
| May       | -                | 369,844          |  |   |
| June      | -                | 398,910          |  |   |
| July      | -                | 417,893          |  |   |
| August    | -                | 369,542          |  |   |
| September | -                | 342,934          |  |   |
|           | <u>1,181,566</u> | <u>4,257,715</u> |  |   |

CITY OF AUSTIN  
AUSTIN-BERGSTROM INTERNATIONAL AIRPORT  
NON-AIRLINE REVENUE ACTUALS

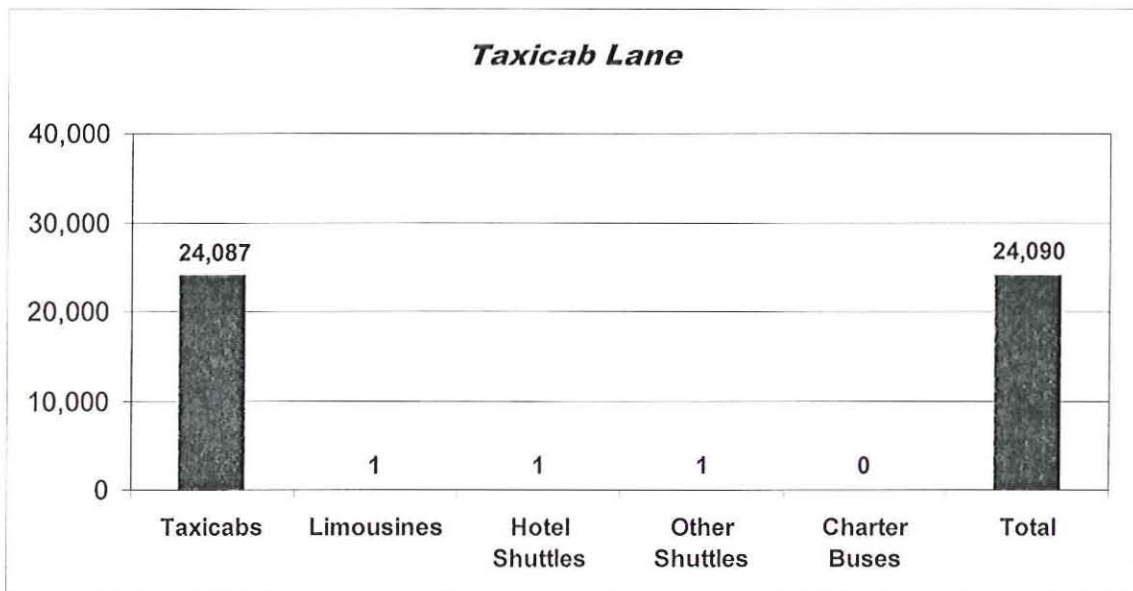
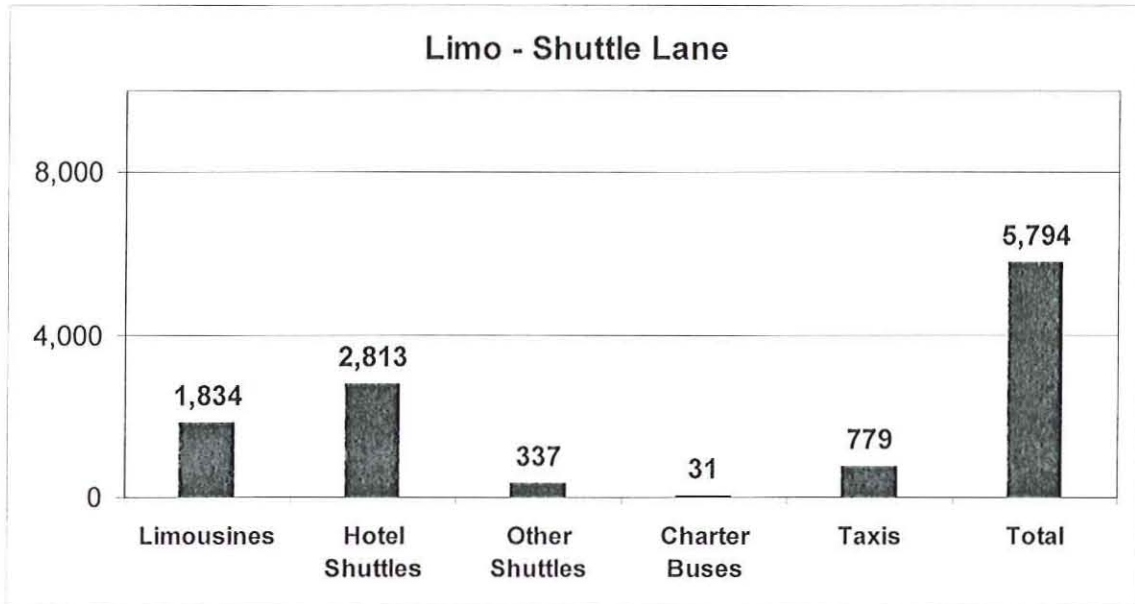
|                                 | This month - This Year vs. Last Year |                        |                                    |                                   | Fiscal YTD - This Year vs. Last Year             |                                |                                    |                                   |
|---------------------------------|--------------------------------------|------------------------|------------------------------------|-----------------------------------|--|--------------------------------|------------------------------------|-----------------------------------|
|                                 | FY11 (Dec 10) vs FY10 (Dec 09)       |                        |                                    |                                   | FY11 (Oct 10 - Dec 10) vs FY10 (Oct 09 - Dec 09) |                                |                                    |                                   |
| <u>Non-Airline Revenue</u>      | <u>FY11<br/>Dec-10</u>               | <u>FY10<br/>Dec-09</u> | <u>Fav (Unfav)<br/>\$ Variance</u> | <u>Fav (Unfav)<br/>% Variance</u> | <u>FY11<br/>YTD<br/>Dec-10</u>                   | <u>FY10<br/>YTD<br/>Dec-09</u> | <u>Fav (Unfav)<br/>\$ Variance</u> | <u>Fav (Unfav)<br/>% Variance</u> |
| <b>OTHER CONCESSIONS</b>        |                                      |                        |                                    |                                   |  |                                |                                    |                                   |
| Rental Cars                     | 666,563                              | 655,266                | 11,297                             | 1.7%                              | 2,348,529  | 2,185,965                      | 162,564                            | 7.4%                              |
| Food and Beverage               | 258,975                              | 221,237                | 37,738                             | 17.1%                             | 759,639  | 657,894                        | 101,745                            | 15.5%                             |
| News and Gift                   | 172,255                              | 175,921                | -3,666                             | (2.1%)                            | 575,285  | 576,247                        | (962)                              | (0.2%)                            |
| <b>TOTAL</b>                    | <b>1,097,793</b>                     | <b>1,052,424</b>       | <b>45,369</b>                      | <b>4.3%</b>                       | <b>3,683,453</b>                                 | <b>3,420,106</b>               | <b>263,347</b>                     | <b>7.7%</b>                       |
| <b>OTHER RENTALS &amp; FEES</b> |                                      |                        |                                    |                                   |  |                                |                                    |                                   |
| Telephone - STS                 | 36,250                               | 31,369                 | 4,881                              | 15.6%                             | 103,126  | 99,299                         | 3,827                              | 3.9%                              |
| <b>TOTAL</b>                    | <b>36,250</b>                        | <b>31,369</b>          | <b>4,881</b>                       | <b>15.6%</b>                      | <b>103,126</b>                                   | <b>99,299</b>                  | <b>3,827</b>                       | <b>3.9%</b>                       |



CITY OF AUSTIN  
AUSTIN-BERGSTROM INTERNATIONAL AIRPORT  
ADVERTISING CONTRACT ANALYSIS

|                               | This month - This Year vs. Last Year |                        |                                    |                                   | Fiscal YTD - This Year vs. Last Year             |                                |                                    |                                   |
|-------------------------------|--------------------------------------|------------------------|------------------------------------|-----------------------------------|--|--------------------------------|------------------------------------|-----------------------------------|
|                               | FY11 (Dec 10) vs FY10 (Dec 09)       |                        |                                    |                                   | FY11 (Oct 10 - Dec 10) vs FY10 (Oct 09 - Dec 09) |                                |                                    |                                   |
| <u>Advertising</u>            | <u>FY11<br/>Dec-10</u>               | <u>FY10<br/>Dec-09</u> | <u>Fav (Unfav)<br/>\$ Variance</u> | <u>Fav (Unfav)<br/>% Variance</u> | <u>FY11<br/>YTD<br/>Dec-10</u>                   | <u>FY10<br/>YTD<br/>Dec-09</u> | <u>Fav (Unfav)<br/>\$ Variance</u> | <u>Fav (Unfav)<br/>% Variance</u> |
| Hotel                         | 4,090                                | 4,597                  | -507                               | (11.0%)                           | 12,271   | 13,790                         | (1,519)                            | (11.0%)                           |
| Cab                           | 344                                  | 344                    | 0                                  | 0.0%                              | 1,032  | 1,032                          | -                                  | 0.0%                              |
| Others:                       |                                      |                        |                                    |                                   |  |                                |                                    |                                   |
| Oakland International Airport | 0                                    | 2,000                  | -2,000                             | 0.0%                              | 0  | 6,000                          | (6,000)                            | (100.0%)                          |
| Gemalto, Inc                  | 3,300                                | 3,300                  | 0                                  | 0.0%                              | 9,900  | 9,900                          | -                                  | 0.0%                              |
| Heather McMahan Art           | 0                                    | 150                    | -150                               | (100.0%)                          | 0  | 450                            | (450)                              | (100.0%)                          |
| Southwest Airlines            | 10,200                               | 0                      | 10,200                             | N/A                               | 30,600   | 0                              | 30,600                             | N/A                               |
| St David's                    | 10,000                               | 0                      | 10,000                             | N/A                               | 30,000   | 0                              | 30,000                             | N/A                               |
| <b>TOTAL</b>                  | <b>27,934</b>                        | <b>10,391</b>          | <b>17,543</b>                      | <b>168.8%</b>                     | <b>83,803</b>                                    | <b>31,172</b>                  | <b>52,631</b>                      | <b>168.8%</b>                     |

GROUND TRANSPORTATION TRANSACTIONS  
JANUARY 2011



| YEAR TO YEAR COMPARISON |              |              |
|-------------------------|--------------|--------------|
| SERVICE CATEGORY        | JANUARY 2011 | JANUARY 2010 |
| TAXICAB                 | 24,866       | 20,937       |
| LIMOUSINE               | 1,835        | 1,430        |
| HOTEL SHUTTLE           | 2,814        | 2,787        |
| OTHER SHUTTLE           | 338          | 176          |
| CHARTER BUS             | 31           | 6            |
| OVERALL TOTAL           | 29,884       | 25,336       |

1  
2  
3  
4  
5  
6  
7  
8  
9  
10  
11  
12  
13  
14  
15  
16  
17  
18  
19  
20  
21  
22  
23  
24  
25  
26  
27  
28  
29  
30  
31  
32  
33  
34  
35  
36  
37  
38  
39  
40  
41  
42  
43  
44  
45  
46  
47  
48

**BYLAWS OF THE**  
**Austin Airport Advisory Commission**

**ARTICLE 1. NAME.**

The name of the board is Austin Airport Advisory Commission

**ARTICLE 2. PURPOSE AND DUTIES.**

The purpose of the board is to review and make recommendations to the Council on aviation projects that the Department of Aviation proposes for the capital improvements program, proposed aviation grants, aviation contracts, annual operating budget and quality of services at Austin Bergstrom International Airport.

**ARTICLE 3. MEMBERSHIP.**

- (A) The board is composed of seven members appointed by the city council.
- (B) A member serves at the pleasure of the city council.
- (C) Board members serve for a term of three years beginning August 1<sup>st</sup> on the year of appointment.
- (D) An individual board member may not act in an official capacity except through the action of the board.
- (E) A board member who is absent for three consecutive regular meetings or one-third of all regular meetings in a "rolling" twelve month timeframe automatically vacates the member's position subject to the holdover provisions in Section 2-1-27 of the City Code. This does not apply to an absence due to illness or injury of the board member, an illness or injury of a board member's immediate family member, or the birth or adoption of the board member's child for 90 days after the event. The board member must notify the staff liaison of the reason for the absence not later than the date of the next regular meeting of the board. Failure to notify the liaison before the next regular meeting of the board will result in an unexcused absence.
- (F) At each meeting, each board member shall sign an attendance sheet which indicates that the member does not have a conflict of interest with any item on that agenda, or identifies each agenda item on which the member has a conflict of interest. Failure to sign the sheet results in the member being counted as absent and his/her votes are not counted.
- (G) A member who seeks to resign from the board shall submit a written resignation to the chair of the board, the staff liaison, or the city clerk's office. If possible, the resignation should allow for a thirty day notice so the city council can appoint a replacement.

**ARTICLE 4. OFFICERS.**

- (A) The officers of the board shall consist of a chair and a vice-chair and a secretary.



- 1 (B) Officers shall be elected annually by a majority vote of the board at the first regular meeting after  
2 October 1<sup>st</sup>. In the event a current officer becomes ineligible to serve as an officer, the board may  
3 hold an emergency election as needed.  
4
- 5 (C) The term of office shall be one year, beginning November 1<sup>st</sup> and ending October 31<sup>st</sup>. An officer  
6 may continue to serve until a successor is elected. A person may not serve as an officer in a  
7 designated position of a board for more than three consecutive one-year terms. A person who has  
8 served as an officer in a designated position of a board for three consecutive terms is not eligible for  
9 re-election to that designated office until the expiration of two years after the last date of the  
10 person's service in that office. The board may override the term limit provision for an officer by an  
11 affirmative vote of two-thirds of the authorized board members.  
12
- 13 (D) A member may not hold more than one office at a time.  
14

#### 15 **ARTICLE 5. DUTIES OF OFFICERS.**

- 16
- 17 (A) The chair shall preside at board meetings, appoint all committees, represent the board at ceremonial  
18 functions and approve each final meeting agenda.  
19
- 20 (B) In the absence of the chair, the vice-chair shall perform all duties of the chair.  
21
- 22 (C) In the absence of the chair and vice-chair, the secretary shall perform the duties of the chair.  
23

#### 24 **ARTICLE 6. AGENDAS.**

- 25
- 26 (A) Two or more board members may place an item on the agenda by oral or written request to the staff  
27 liaison at least five days before the meeting. After first consulting with and receiving input from  
28 the staff liaison, the chair shall approve each final meeting agenda.  
29
- 30 (B) The board liaison shall submit the meeting agenda through the online agenda posting system for  
31 each meeting not less than 72 hours before the meeting.  
32
- 33 (C) Posting of the agenda must comply with Texas Government Code Chapter 551 (Texas Open  
34 Meetings Act).  
35

#### 36 **ARTICLE 7. MEETINGS.**

- 37
- 38 (A) The board meetings shall comply with Texas Government Code Chapter 551 (Texas Open  
39 Meetings Act).  
40
- 41 (B) Board meetings shall be governed by Robert's Rules of Order.  
42
- 43 (C) The board may not conduct a closed meeting without the approval of the city attorney.  
44
- 45 (D) The board shall meet **monthly**. In November of each year, the board shall adopt a schedule of the  
46 meetings for the upcoming year, including makeup meeting dates for the holidays and cancelled  
47 meetings.  
48

- 1 (E) The chair may call a special meeting, and the chair shall call a special meeting if requested by three  
2 or more members. The call shall state the purpose of the meeting. A board may not call a meeting  
3 in addition to its regular scheduled meetings as identified in its adopted meeting schedule, more  
4 often than once a quarter, unless the meeting is required to comply with a statutory deadline or a  
5 deadline established by Council.  
6  
7 (F) Four members constitute a quorum.  
8  
9 (G) If a quorum for a meeting does not convene within one-half hour of the posted time for the meeting,  
10 then the meeting may not be held.  
11  
12 (H) To be effective, a board action must be adopted by affirmative vote of the number of members  
13 necessary to provide a quorum.  
14  
15 (I) The chair has the same voting privilege as any other member.  
16  
17 (J) The board shall allow citizens to address the board on agenda items and during a period of time set  
18 aside for citizen communications. The chair may limit a speaker to three minutes.  
19  
20 (K) The staff liaison shall prepare the board minutes. The minutes of each board meeting must include  
21 the vote of each member on each item before the board and indicate whether a member is absent or  
22 failed to vote on an item.  
23  
24 (L) The city clerk shall retain agendas, approved minutes, internal review reports and bylaws. The  
25 Aviation Department shall retain all other board documents. The documents are public records  
26 under Texas Local Government Code Chapter 552 (Texas Public Information Act).  
27  
28 (M) The chair shall adjourn a meeting not later than 10 p.m., unless the board votes to continue the  
29 meeting.  
30  
31 (N) Each person and board member attending a board meeting should observe decorum pursuant to  
32 Section 2-1-48 of the City Code.  
33

## 34 **ARTICLE 8. COMMITTEES/WORKING GROUPS.**

### 35 COMMITTEES

- 36  
37  
38 (A) The Austin Airport Advisory Commission will have no committees.  
39  
40 (B) Each committee must be established by an affirmative vote of the board. A committee cannot meet  
41 until its creation is approved by the Council Audit and Finance Committee. Each committee shall  
42 consist of at least three board members appointed by the chair. A staff member shall be assigned to  
43 each committee by the director of the **Aviation Department.**  
44  
45 (C) The board chair shall appoint a board member as the committee chair, with the member's consent.  
46  
47 (D) A majority of the total number of appointed committee members constitutes a quorum.  
48



- 1 (E) Each committee shall meet on a regularly scheduled basis at least quarterly.  
2  
3 (F) Each committee shall make an annual report to the board at the January board meeting.  
4  
5 (G) Committee meetings must be posted in accordance with Texas Government Code Chapter 551  
6 (Texas Open Meetings Act).  
7  
8 (H) At each committee meeting, a committee member shall sign in on a sheet provided and shall  
9 indicate that the member has no conflict of interest with any item on the committee meeting agenda,  
10 or identify each agenda item on which the member has a conflict of interest.  
11

#### 12 WORKING GROUPS

- 13  
14 (A) The board can determine the size of a working group but the number of board members serving on  
15 the working group must be less than a quorum of the board.  
16  
17 (B) A working group may designate a chair, with the member's consent, but is not required to do so.  
18  
19 (C) Quorum requirements do not apply to working groups.  
20  
21 (D) Staff support will not be provided for working groups.  
22  
23 (E) Working groups are not required to post their meetings in accordance with the Texas Government  
24 Code Chapter 551 (Texas Open Meetings Act).  
25  
26

### 27 **ARTICLE 9. PARLIAMENTARY AUTHORITY.**

28  
29 The rules contained in the current edition of Robert's Rules of Order shall govern the board in all  
30 cases to which they are applicable, except when inconsistent with these bylaws or with special rules of  
31 procedure which the board or city council may adopt.  
32

### 33 **ARTICLE 10. AMENDMENT OF BYLAWS.**

34  
35 A bylaw amendment is not effective unless approved by the Council Audit and Finance Committee.  
36  
37

38 The bylaws were approved by the Austin Airport Advisory Commission at their meeting held on  
39 February 8<sup>th</sup>, 2011.  
40  
41  
42  
43  
44

\_\_\_\_\_  
*Shane Harbinson*

\_\_\_\_\_  
*Assistant Director*



1  
2  
3  
4  
5  
6  
7  
8  
9  
10  
11  
12  
13  
14  
15  
16  
17  
18  
19  
20  
21  
22  
23  
24  
25  
26  
27  
28  
29  
30  
31  
32  
33  
34  
35  
36  
37  
38  
39  
40  
41  
42  
43  
44  
45  
46  
47  
48

**AMENDED DRAFT VERSION**

**BYLAWS OF THE  
Austin Airport Advisory Commission**

**ARTICLE 1. NAME.**

The name of the board is Austin Airport Advisory Commission

**ARTICLE 2. PURPOSE AND DUTIES.**

The purpose of the board is to review and make recommendations to the Council on aviation projects that the Department of Aviation proposes for the capital improvements program, proposed aviation grants, aviation contracts, annual operating budget and quality of services at Austin Bergstrom International Airport.

**ARTICLE 3. MEMBERSHIP.**

- (A) The board is composed of seven members appointed by the city council.
- (B) A member serves at the pleasure of the city council.
- (C) Board members serve for a term of three years beginning August 1<sup>st</sup> on the year of appointment.
- (D) An individual board member may not act in an official capacity except through the action of the board.
- (E) A board member who is absent for three consecutive regular meetings or one-third of all regular meetings in a "rolling" twelve month timeframe automatically vacates the member's position subject to the holdover provisions in Section 2-1-27 of the City Code. This does not apply to an absence due to illness or injury of the board member, an illness or injury of a board member's immediate family member, or the birth or adoption of the board member's child for 90 days after the event. The board member must notify the staff liaison of the reason for the absence not later than the date of the next regular meeting of the board. Failure to notify the liaison before the next regular meeting of the board will result in an unexcused absence.
- (F) At each meeting, each board member shall sign an attendance sheet which indicates that the member does not have a conflict of interest with any item on that agenda, or identifies each agenda item on which the member has a conflict of interest. Failure to sign the sheet results in the member being counted as absent and his/her votes are not counted.
- (G) A member who seeks to resign from the board shall submit a written resignation to the chair of the board, the staff liaison, or the city clerk's office. If possible, the resignation should allow for a thirty day notice so the city council can appoint a replacement.

1  
2  
3  
4  
5  
6  
7  
8  
9  
10  
11  
12  
13  
14  
15  
16  
17  
18  
19  
20  
21  
22  
23  
24  
25  
26  
27  
28  
29  
30  
31  
32  
33  
34  
35  
36  
37  
38  
39  
40  
41  
42  
43  
44  
45  
46  
47  
48

## ARTICLE 4. OFFICERS.

- (A) The officers of the board shall consist of a chair and a vice-chair and a secretary.
- (B) Officers shall be elected annually by a majority vote of the board at the first regular meeting after October 1<sup>st</sup>. In the event a current officer becomes ineligible to serve as an officer, the board may hold an emergency election as needed.
- (C) The term of office shall be one year, beginning November 1<sup>st</sup> and ending October 31<sup>st</sup>. An officer may continue to serve until a successor is elected. A person may not serve as an officer in a designated position of a board for more than three consecutive one-year terms. A person who has served as an officer in a designated position of a board for three consecutive terms is not eligible for re-election to that designated office until the expiration of two years after the last date of the person's service in that office. The board may override the term limit provision for an officer by an affirmative vote of two-thirds of the authorized board members.
- (D) A member may not hold more than one office at a time.

## ARTICLE 5. DUTIES OF OFFICERS.

- (A) The chair shall preside at board meetings, appoint all committees, represent the board at ceremonial functions and approve each final meeting agenda.
- (B) In the absence of the chair, the vice-chair shall perform all duties of the chair.
- (C) In the absence of the chair and vice-chair, the secretary shall perform the duties of the chair.

## ARTICLE 6. AGENDAS.

- (A) Two or more board members may place an item on the agenda by oral or written request to the staff liaison at least five days before the meeting. After first consulting with and receiving input from the staff liaison, the chair shall approve each final meeting agenda.
- (B) The board liaison shall submit the meeting agenda through the online agenda posting system for each meeting not less than 72 hours before the meeting.
- (C) Posting of the agenda must comply with Texas Government Code Chapter 551 (Texas Open Meetings Act).

## ARTICLE 7. MEETINGS.

- (A) The board meetings shall comply with Texas Government Code Chapter 551 (Texas Open Meetings Act).
- (B) Board meetings shall be governed by Robert's Rules of Order.
- (C) The board may not conduct a closed meeting without the approval of the city attorney.



- 1 (D) The board shall meet monthly. In November of each year, the board shall adopt a schedule of the  
2 meetings for the upcoming year, including makeup meeting dates for the holidays and cancelled  
3 meetings.
- 4
- 5 (E) The chair may call a special meeting, and the chair shall call a special meeting if requested by three  
6 or more members. The call shall state the purpose of the meeting. A board may not call a meeting  
7 in addition to its regular scheduled meetings as identified in its adopted meeting schedule, more  
8 often than once a quarter, unless the meeting is required to comply with a statutory deadline or a  
9 deadline established by Council.
- 10
- 11 (F) Four members constitute a quorum.
- 12
- 13 (G) If a quorum for a meeting does not convene within one-half hour of the posted time for the meeting,  
14 then the meeting may not be held.
- 15
- 16 (H) To be effective, a board action must be adopted by affirmative vote of the number of members  
17 necessary to provide a quorum.
- 18
- 19 (I) The chair has the same voting privilege as any other member.
- 20
- 21 (J) The board shall allow citizens to address the board on agenda items and during a period of time set  
22 aside for citizen communications. The chair may limit a speaker to three minutes.
- 23
- 24 (K) The staff liaison shall prepare the board minutes. The minutes of each board meeting must include  
25 the vote of each member on each item before the board and indicate whether a member is absent or  
26 failed to vote on an item.
- 27
- 28 (L) The city clerk shall retain agendas, approved minutes, internal review reports and bylaws. The  
29 Aviation Department shall retain all other board documents. The documents are public records  
30 under Texas Local Government Code Chapter 552 (Texas Public Information Act).
- 31
- 32 (M) The chair shall adjourn a meeting not later than 10 p.m., unless the board votes to continue the  
33 meeting.
- 34
- 35 (N) Each person and board member attending a board meeting should observe decorum pursuant to  
36 Section 2-1-48 of the City Code.
- 37

## 38 **ARTICLE 8. COMMITTEES/WORKING GROUPS.**

### 39 COMMITTEES

- 40
- 41
- 42 (A) The Austin Airport Advisory Commission may establish committees. Each committee must be  
43 established by an affirmative vote of the board.
- 44
- 45 (B) A committee cannot meet until its creation is approved by the Council Audit and Finance  
46 Committee. Each committee shall consist of at least three board members appointed by the chair.  
47 A staff member shall be assigned to each committee by the director of the Aviation Department.
- 48



- 1 (C) The board chair shall appoint a board member as the committee chair, with the member's consent.  
2  
3 (D) A majority of the total number of appointed committee members constitutes a quorum.  
4  
5 (E) Each committee shall meet on a regularly scheduled basis at least quarterly.  
6  
7 (F) Each committee shall make an annual report to the board at the January board meeting.  
8  
9 (G) Committee meetings must be posted in accordance with Texas Government Code Chapter 551  
10 (Texas Open Meetings Act).  
11  
12 (H) At each committee meeting, a committee member shall sign in on a sheet provided and shall  
13 indicate that the member has no conflict of interest with any item on the committee meeting agenda,  
14 or identify each agenda item on which the member has a conflict of interest.  
15

#### 16 WORKING GROUPS

- 17  
18 (A) The board can determine the size of a working group but the number of board members serving on  
19 the working group must be less than a quorum of the board.  
20  
21 (B) A working group may designate a chair, with the member's consent, but is not required to do so.  
22  
23 (C) Quorum requirements do not apply to working groups.  
24  
25 (D) Staff support will not be provided for working groups.  
26  
27 (E) Working groups are not required to post their meetings in accordance with the Texas Government  
28 Code Chapter 551 (Texas Open Meetings Act).  
29

#### 30 **ARTICLE 9. PARLIAMENTARY AUTHORITY.**

31  
32 The rules contained in the current edition of Robert's Rules of Order shall govern the board in all  
33 cases to which they are applicable, except when inconsistent with these bylaws or with special rules of  
34 procedure which the board or city council may adopt.  
35

#### 36 **ARTICLE 10. AMENDMENT OF BYLAWS.**

37  
38 A bylaw amendment is not effective unless approved by the Council Audit and Finance Committee.  
39

40  
41 The bylaws were approved by the Austin Airport Advisory Commission at their meeting held on  
42 February 8<sup>th</sup>, 2011.  
43  
44  
45  
46

47 *Shane Harbinson*

*Assistant Director*

**SUBJECT:** Authorize award and execution of a 36-month requirements contract with **Bruel & Kjaer**, Sacramento, CA for the upgrade and maintenance support for the aircraft noise and flight track monitoring system to include two years of support services/warranty in an estimated amount not to exceed \$391,487 with three 12-month extension options for maintenance and support in estimated amounts not to exceed \$76,826 for the first extension option, \$79,074 for the second extension option, and \$81,390 for the third extension option, for a total estimated contract amount not to exceed \$628,777.

**AMOUNT & SOURCE OF FUNDING:** Funding in the amount of \$391,487 is available in the Fiscal Year 2010-2011 Capital Budget of the Aviation Department using airport funds and available Federal Aviation Administration (FAA) Grants. Funding for the extension options is contingent upon available funding in future operating budgets.

**FISCAL NOTE:** A fiscal note is attached.

**FOR MORE INFORMATION CONTACT:** Brenda Helgren, Sr. Buyer/530-7533

**PRIOR COUNCIL ACTION:** N/A

**BOARD AND COMMISSION ACTION:** To be reviewed by the Austin Airport Advisory Commission on February 8, 2011.

**PURCHASING:** Sole Source.

**MBE/WBE:** This contract will be awarded in compliance with Chapter 2-9C of the City Code (Minority-Owned and Women-Owned Business Enterprise Procurement Program). No subcontracting opportunities were identified; therefore, no goals were established for this contract.

---

This agreement will provide an upgrade for Bruel & Kjaer's aircraft noise and flight track monitoring system ANOMS 7, that is currently in place at Austin-Bergstrom International Airport, to ANOMS 8.

The current Part 150 Noise Compatibility Program at ABIA was approved December 7, 2007. One of the approved program management measures is to upgrade the existing Noise & Flight Track Monitoring System software and hardware to the newest version of the system for inclusion in the ABIA noise compatibility program to allow the airport to continue their implementation and monitoring of the noise abatement program. The average life cycle for high tech software and hardware is 7-10 years. ABIA is currently using Bruel & Kjaer's ANOMS software version 7, which was purchased in 2002. Upgrading the current system in 2010 to the newest version of ANOMS 8 will allow for a seamless transition and continue to provide reliable and consistent noise data to measure the success of noise reduction strategies in surrounding airport communities.

Bruel & Kjaer (formerly Lochard Corp.) is the current provider for this system. ANOMS 7 & 8 is a proprietary system that is solely supported by Bruel & Kjaer.



## CIP BUDGET Fiscal Note

DATE OF COUNCIL CONSIDERATION:  
WHERE ON AGENDA:  
DEPARTMENT:

3/24/2011  
Resolution  
Aviation

Authorize award and execution of a 12-month requirements service contract with Bruel & Kjaer, Sacramento, CA for the upgrade and maintenance support for the aircraft noise and flight track monitoring system in an estimated amount not to exceed \$391,487 with three 12-month extension options in estimated amounts not to exceed \$76,826 for the first extension option, \$79,074 for the second extension option, and \$81,390 for the third extension option, for a total estimated contract amount not to exceed \$628,777.

Funding in the amount of \$391,487 is available in the Fiscal Year 2010-2011 Capital Budget of the Aviation Department using airport funds and available Federal Aviation Administration (FAA) Grants. Funding for the extension options is contingent upon available funding in future budgets.

### FINANCIAL INFORMATION:

|  | <u>Approved<br/>Budget</u> | <u>Unencumbered<br/>Balance</u> | <u>Amount of<br/>this Action</u> | <u>Available<br/>Balance</u> |
|--|----------------------------|---------------------------------|----------------------------------|------------------------------|
| FY 10/11 Capital Budget of the Aviation<br>Department - 4910-8107-3177 | 625,000.00                 | 533,205.40                      | \$391,487.00                     | 141,718.40                   |
| <b>TOTAL</b>   | <u>\$625,000.00</u>        | <u>\$533,205.40</u>             | <u>\$391,487.00</u>              | <u>\$141,718.40</u>          |
| <b>FTEs</b>  | 0.00                       | 0.00                            | 0.00                             | 0.00                         |