

City of Austin



Code Compliance Department

Five Year Financial Forecast Presentation to BSC

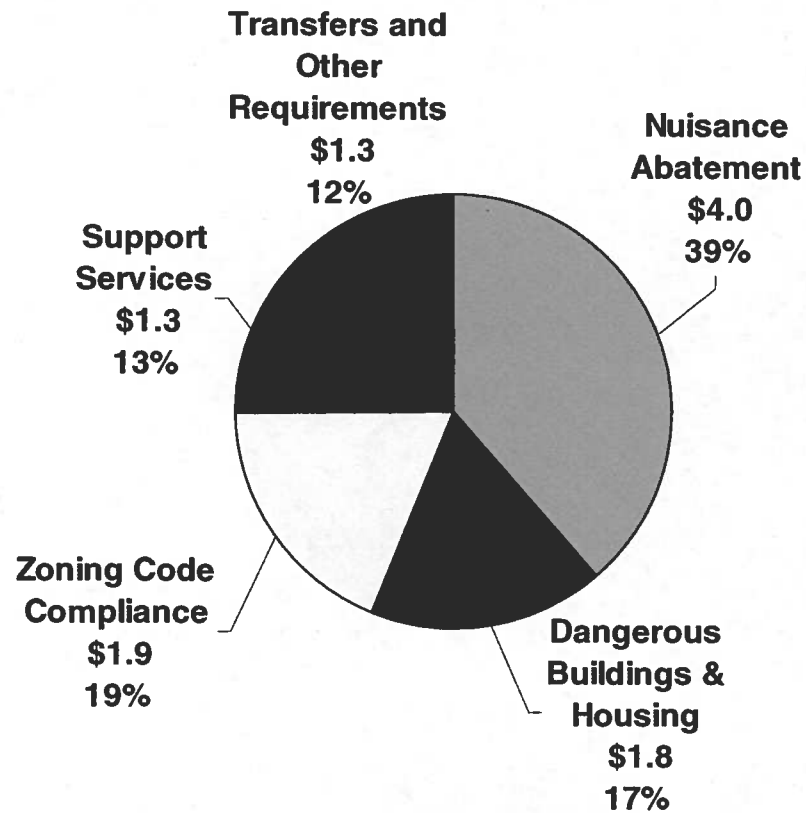


May 25, 2011

FY 2011 Approved Budget

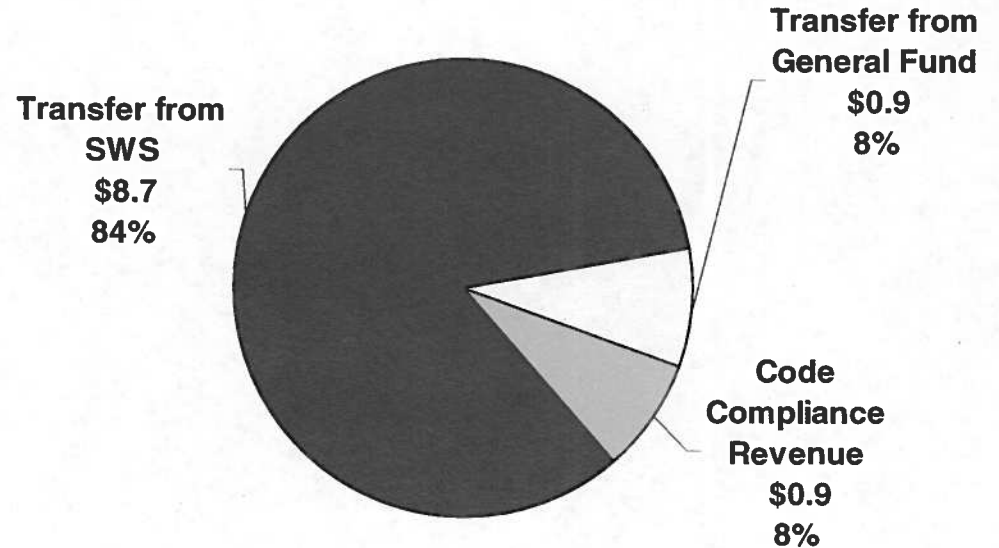
Uses of Funds

\$10.4 million



Sources of Funds

\$10.4 million





Expenditure Assumptions

- No new positions in Forecast
 - 4% average annual growth for forecast period
 - 3% annual wage adjustment
 - Maintain Current Workload Levels
-



FY 2012 Cost Drivers

<i>Category</i>	<i>Estimated Change (in millions)</i>	<i>Built-in Cost Drivers</i>
Base Personnel	\$0.2	* Health Insurance
		* Civilian Wage Adjustments
		* Supplemental Pension Funding
Transfers / Other Requirements	\$0.2	* 3-1-1 System Support
		* Supplemental Retirement
		* Support Services
		* Communication & Technology
		* General Obligation Debt Service
Operational (Costs)	\$0.8	* Contractual
		* CC Track Migration to AMANDA
<i>Total</i>	\$1.2	



FY2012 Revenue Assumptions

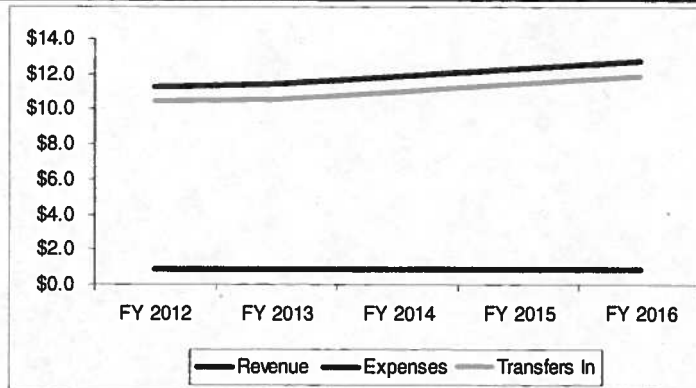
☐ Transfers In

- Solid Waster Services - \$9.6 million
- General Fund - \$0.9 million

☐ Revenue

- Fee Collections - \$0.8 million
-

Forecast Fund Summary



<i>Fund Balance</i>	FY 2012	FY 2013	FY 2014	FY 2015	FY 2016
Beginning Balance	\$0.0	\$0.0	\$0.0	\$0.0	\$0.0
Revenue	\$0.8	\$0.9	\$0.9	\$0.9	\$0.9
Transfers In	\$10.5	\$10.6	\$11.0	\$11.4	\$11.9
Expenses	\$11.3	\$11.4	\$11.9	\$12.3	\$12.8
Ending Balance	\$0.0	\$0.0	\$0.0	\$0.0	\$0.0
FTEs	69	69	69	69	69



Summary

☐ Next Steps

- Budget Presentation in July

☐ Get Involved – Online Budget Input Forum

<http://austinbudget.com.austintexas.icanmakeitbetter.com/ideas>

Questions?

Daniel V. Cárdenas
Acting Director
Code Compliance



City of Austin



Code Compliance Department

Five Year Financial Forecast Presentation to BSC



May 25, 2011