



**AUSTIN AIRPORT ADVISORY COMMISSION
MINUTES**

**REGULAR MEETING
TUESDAY, AUGUST 9, 2011**

The Austin Airport Advisory Commission convened in a regular meeting on Tuesday, August 9, 2011 at 2716 Spirit of Texas Drive, in Room 160 in Austin, Texas.

Chair Dale Murphy called the meeting to order at 5:03 p.m.

Commission Members in Attendance:

Dale Murphy, Chair	Steven Hart, Vice Chair	D'Ann Johnson, Secretary
George Farris	Mark Segaloff	

Commission Members Absent:

James Kelsey; Ernest Saulmon

Staff in Attendance:

Shane Harbinson, Dave Arthur, Kellye Mireles, Denise Hatch

Others Present:

Heather Fazio, Texans for Accountable Government
Chris Coons, RW Armstrong

1. CITIZENS COMMUNICATIONS: GENERAL

Heather Fazio of Texans for Accountable Government spoke about radiation safety and health risk concerns of the TSA's body image screening technology.

2. APPROVAL OF MINUTES

The minutes from the meeting of July 12, 2011 were approved on Vice Chair Steven Hart's motion, Commission Member Mark Segaloff's second on a 4-0 vote. Secretary D'Ann Johnson, Commission Member Ernest Saulmon and Commission Member James Kelsey were absent.

Secretary D'Ann Johnson arrived at 5:15 p.m.

3. STAFF BRIEFING, REPORTS AND PRESENTATIONS

- a) Planning & Engineering Capital Improvement Project Status Report Presentation was presented by Shane Harbinson, Assistant Director, Aviation Department. Shane Harbinson hit the highlights on several Planning & Engineering projects. The drainage master plan has to go before the Environmental Board, the new Code and Ordinance board and then the Planning Commission before coming back to the AAAC. Terminal improvements will start at the end of this month. Barriers will be going up at checkpoint number three then checkpoint number one and lastly checkpoint number two. No delays are expected. There are still some airside demolition projects – the former officers club is finished and the parachute shop should be down by next month. RON phase two has kicked off and is going well. GTSA is on time and budget as well. Continental/United merger - they will take the Continental space on the lower level and the United space on the upper level.
- b) Finance & Operations Reports Presentation was presented by Dave Arthur, Assistant Director, Aviation Department. Passenger activity is up 7% year to date. June was a little lower than May with June having under a 5% growth. Revenue and expenses are continuing in the same trend all year. The airline revenue is a little under budget about 4% but still 6% ahead of last year. Non-airline revenue crept up a little over budget this month with 7% over last year. Operating expenses still trending about the same at 7% under budget and 3% over last year. Debt service is 17% under budget and 2% over last year. Surplus is 80% over budget and 27% over last year. The heavy spending is typically the last three months of the year. Parking is now 9% over last year. Rental cars are up 13% over last year. Food and beverage is 17% over last year. News and gifts is 4% over last year. Advertising contract 12% under budget. The annual airline rates and charges meeting was last week. There was a slight rate increase.
- c) GTSA Transactions Report Presentation was presented by Shane Harbinson, Assistant Director, Aviation Department.

Shane Harbinson discussed the GTSA Transactions for July 2011. See below for a year-to-year comparison.

YEAR TO YEAR COMPARISON		
SERVICE CATEGORY	JULY 2011	JULY 2010
TAXICAB	23,548	21,170
LIMOUSINE	1,755	1,526
HOTEL SHUTTLE	2,755	2,855
OTHER SHUTTLE	355	453
CHARTER BUS	10	0
OVERALL TOTAL	28,423	26,004

4. ABIA Action Items

- a) Election of Officers. **The motion to postpone action item 4a until October meeting to be in accordance with by-laws was approved on Vice Chair Steven Hart's motion, Secretary D'Ann Johnson's second on a 5-0 vote. Commission Member James Kelsey and Commission Member Ernest Saulmon were absent.**
- b) Authorize award and execution of a 36-month requirements supply agreement with **SWARCO REFLEX, INC.**, Mexia, TX to provide Type 1 and Type 3 gradation A glass beads in an amount not to exceed \$287,528 with two 12-month extension options in and estimated amount not to exceed \$95,843 per extension option, for a total estimated contract amount not to exceed \$479,215. **The motion authorizing action item 4b was approved on Vice Chair Steven Hart's motion, Secretary D'Ann Johnson's second on a 5-0 vote. Commission Member James Kelsey and Commission Member Ernest Saulmon were absent.**

5. NEW BUSINESS

- a) CONRAC Project Update. Letter of Intent was sent. Authorization was given to developer for geotechnical work. Finalized Agreement is hopeful by this fall. Geotechnical work will start in September.
- b) GTSA Project Update. Should be complete by the end of September.

6. OLD BUSINESS (updates)

- a) Status of action items upon which the Commission has made a recommendation to Council.
(Please note the progress of the following items)

Approval of 2012 Proposed Operating Budget. *[Item scheduled to go before City Council in September.]*

Authorize award, negotiation, and execution of Amendment No. 3 to a contract with **CONCOURSE COMMUNICATIONS GROUP LLC**, Chicago, IL, for additional security system cameras to be integrated into the neutral host wireless local area network system at Austin-Bergstrom International Airport in an amount not to exceed \$151,991.05, for a revised total contract amount not to exceed \$579,627.05. *[Item went before City Council on July 28, 2011 and passed.]*

Authorize award, negotiation, and execution of a contract with **ELECTRONIC DATA INC. (EDI)**, St. Petersburg, FL for the Phase II implementation of Maximo software, including technical and training services, as the Enterprise Asset Management (EAM) System for the Department of Aviation in an amount not to exceed \$319,500.00. EDI is the single source provider for these services. *[Item scheduled to go before City Council on August 4, 2011.]*

Authorize execution of a construction contract with **WEATHERPROOFING TECHNOLOGIES, INC.**, Houston, TX for ABIA Cargo Apron Parking in an amount not to exceed \$309,206.93. *[Item went before City Council on July 28, 2011 and passed.]*

Authorize award and execution of a 36-month requirements supply agreement with **LNT SOLUTIONS, INC.**, Exton, PA for deicing materials in an estimated amount not to exceed \$1,917,000, with two 12-month extension options in an estimated amount not to exceed \$639,000 per extension option, for a total estimated contract amount not to exceed \$3,195,000. *[Item scheduled to go before City Council on August 18, 2011.]*

Authorize award and execution of Amendment No. 4 to a contract with **ASSOCIATED TIME & PARKING CONTROLS, INC.**, Austin, TX, for system maintenance and technical support for the parking revenue control equipment to provide funding in an estimated amount not to exceed \$929,098, for a total estimated contract amount not to exceed \$1,379,098. Associated Time & Parking Controls, Inc. is the sole source provider for the maintenance and support of the equipment. *[Item scheduled to go before City Council on August 18, 2011.]*

Authorize award and execution of a contract through the Texas Multiple Award Schedule (TXMAS) with **INTERTECH FLOORING**, Austin, TX, for the purchase and installation of carpet in an amount not to exceed \$122,832. *[Item scheduled to go before City Council on August 18, 2011.]*

b) Properties Lease Agreements – Staff

None.

c) General Aviation – Staff

First meeting was held with Jet Black to discuss building their FBO which will be located south of Signature.

7. FUTURE AGENDA ITEMS

Plan GTSA opening.

8. ADJOURNMENT

Motion to adjourn the meeting was made by Vice Chair Steven Hart, Commission Member George Farris' second on a 5-0 vote. Meeting was adjourned at 5:51 p.m.

Date of next meeting: September 13, 2011

AVIATION PROJECTS STATUS REPORT

Tuesday, September 06, 2011

1 - Preliminary

Project Name:	ABIA Parking Garage and Rental Car Facility (CONRAC)	Project Sponsor/Client:	Aviation Parking
Project Type:	6001 - Landside Facility Improvements	Total Project Estimate:	\$130,000,000
ABIA Number:	L3162	DOA PM:	Janice White
		PWD PM:	Robert Pirtle
FDU Number:	4910-8107-3162	Sub-project ID:	6001.006
		Grant Number:	NA
Project Status:	August meeting held to coordinate partial Notice to Proceed to begin site investigation work. In September environmental, geotech and civil work will begin. Letter of Intent to summarize the business terms and financial model parameters was issued. ABIA approved reimbursement agreement and exhibits for Phase I services was sent to team.		

Project Name:	Information Technology Master Plan	Project Sponsor/Client:	Aviation IS
Project Type:	6001 - Landside Facility Improvements	Total Project Estimate:	\$1,000,000
ABIA Number:	L3188	DOA PM:	Jonathan Lian
		PWD PM:	
FDU Number:	4910-8107-3188	Sub-project ID:	6001.072
		Grant Number:	NA
Project Status:	Updated IT MP scope and circulated to stakeholders for review.		

Project Name:	Terminal Improvements and Repairs - FY 2011	Project Sponsor/Client:	Aviation
Project Type:	5415 - Terminal Improvements	Total Project Estimate:	\$5,900,000
ABIA Number:	T3190	DOA PM:	Robert Hengst
		PWD PM:	Burton Jones
FDU Number:	4910-8107-3190	Sub-project ID:	5415.059
		Grant Number:	NA
Project Status:	Design contract is being finalized. Work is expected to begin October 2011.		

Project Name:	Spoils Stockpile Removal	Project Sponsor/Client:	Aviation
Project Type:	6501 - Other Improvements	Total Project Estimate:	\$250,000
ABIA Number:	T3205	DOA PM:	Richard Chaney
		PWD PM:	
FDU Number:	4910-8107-3205	Sub-project ID:	6501.027
		Grant Number:	NA
Project Status:	ABIA, CLMD and Public Works are still exploring options for how to dispose of stockpile but looks as though we will need to go out for bid.		

AVIATION PROJECTS STATUS REPORT

Tuesday, September 06, 2011

2 - Design/Study

Project Name:	Drainage Master Plan	Project Sponsor/Client:	Aviation
Project Type:	5702 - Stormwater/Environmental Improvements	Total Project Estimate:	\$765,000
ABIA Number:	M3139	DOA PM:	Joe Medici
		PWD PM:	Robert Pirtle
FDU Number:	4910-8107-3139	Sub-project ID:	5702.007
		Grant Number:	NA
Project Status:	In process of drafting code amendment review form for department director sign-offs. Environmental Board meeting presentation anticipated Sept 21, 2011. Working with project team to draft presentation material.		

Project Name:	IS Bldg 7355 Fire Protection Improvements	Project Sponsor/Client:	Aviation IS
Project Type:	6501 - Other Improvements	Total Project Estimate:	\$500,000
ABIA Number:	P3141	DOA PM:	Stephen Dick
		PWD PM:	Burton Jones
FDU Number:	4910-8107-3141	Sub-project ID:	6001.062
		Grant Number:	NA
Project Status:	DESIGN work continues. 65% DESIGN docs submitted for Owner review. 95% DESIGN docs due in SEP-2011 Request submitted in AUG-2011 for \$700K FDU budget increase to cover latest estimate of project costs		

Project Name:	Terminal Improvements - 2009	Project Sponsor/Client:	Aviation
Project Type:	5415 - Terminal Improvements	Total Project Estimate:	\$500,000
ABIA Number:	T3149	DOA PM:	Ben Avila
		PWD PM:	Robert Pirtle
FDU Number:	4910-8107-3149	Sub-project ID:	5415.024
		Grant Number:	NA
Project Status:	Item 1 - Term Exp Jt: Negotiating DESIGN work proposal with Sunland Group Item 7 - Garage Entry Bridge Spalling - Issue of Final PER in progress.		

Project Name:	Environmental Management System	Project Sponsor/Client:	Aviation
Project Type:	5702 - Stormwater/Environmental Improvements	Total Project Estimate:	\$600,000
ABIA Number:	M3151	DOA PM:	Kane Carpenter
		PWD PM:	
FDU Number:	4910-8107-3151	Sub-project ID:	5702.008
		Grant Number:	NA
Project Status:	Draft EMS GAP Analysis and conservation program reviewed and comments provided to consultant team. Additional services request submitted to CLMD on 07/15/11 to complete GAP analysis and conservation program baseline and complete a environmental division baseline. No change.		

Project Name:	IS Building 7355 Emergency Power Improvements	Project Sponsor/Client:	Aviation IS
Project Type:	6001 - Landside Facility Improvements	Total Project Estimate:	\$750,000
ABIA Number:	P3163	DOA PM:	Ben Avila
		PWD PM:	Burton Jones
FDU Number:	4910-8107-3163	Sub-project ID:	6001.067
		Grant Number:	NA
Project Status:	Elect Study - Final PER is in progress. Need some dual feed scope and cost info from Austin Energy.		

Project Name:	Terminal Expansion Joint Improvements	Project Sponsor/Client:	Aviation
Project Type:	5415 - Terminal Improvements	Total Project Estimate:	\$675,000
ABIA Number:	T3167	DOA PM:	Ben Avila
		PWD PM:	
FDU Number:	4910-8107-3167	Sub-project ID:	5415.049
		Grant Number:	NA
Project Status:	PRELIMINARY Phase work being provided under 3149 project (See 3149 project for info). Negotiating DESIGN Phase work with Sunland Group.		

AVIATION PROJECTS STATUS REPORT

Tuesday, September 06, 2011

Project Name:	Terminal Electrical System Reliability Improvements	Project Sponsor/Client:	Aviation
Project Type:	5415 - Terminal Improvements	Total Project Estimate:	\$170,000
ABIA Number:	T3168	DOA PM:	Ben Avila
		PWD PM:	
FDU Number:	4910-8107-3168	Sub-project ID:	5415.050
		Grant Number:	NA
Project Status:	P&E staff preparing Bid Package for CoA Job Order Contractor to do this work. Expect package completion in OCT-2011.		

Project Name:	Terminal Emergency Power Improvements	Project Sponsor/Client:	Aviation
Project Type:	5415 - Terminal Improvements	Total Project Estimate:	\$170,000
ABIA Number:	T3170	DOA PM:	Ben Avila
		PWD PM:	
FDU Number:	4910-8107-3170	Sub-project ID:	5415.052
		Grant Number:	NA
Project Status:	PRELIMINARY Phase work being provided under 3101 project. Funding and work scope moved to 3168 project. FDU should be CLOSED and project should be removed from monthly P&E projects report.		

Project Name:	Terminal HVAC Unit Access Improvements	Project Sponsor/Client:	Aviation
Project Type:	5415 - Terminal Improvements	Total Project Estimate:	\$1,500,000
ABIA Number:	T3171	DOA PM:	Ben Avila
		PWD PM:	Burton Jones
FDU Number:	4910-8107-3171	Sub-project ID:	5415.053
		Grant Number:	NA
Project Status:	DESIGN phase work in progress. 100% DESIGN docs to be submitted in SEP-2011.		

Project Name:	ABIA Terminal Fire Protection Improvements - Ph. 2	Project Sponsor/Client:	Aviation
Project Type:	5415 - Terminal Improvements	Total Project Estimate:	\$5,700,000
ABIA Number:	T3176	DOA PM:	Ben Avila
		PWD PM:	Robert Pirtle
FDU Number:	4910-8107-3176	Sub-project ID:	5415.056
		Grant Number:	NA
Project Status:	The 95% PER submitted in MAY-2011 for Owner review. Waiting for CADD files for Owner review.		

Project Name:	Noise and Flight Track System Update	Project Sponsor/Client:	Shane Harbinson
Project Type:	5696 - Noise Mitigation	Total Project Estimate:	\$625,000
ABIA Number:	N3177	DOA PM:	Stephen Dick
		PWD PM:	
FDU Number:	4910-8107-3177	Sub-project ID:	5696.003
		Grant Number:	NA
Project Status:	This project started on June 14, 2011. The major hardware components such as the rover and firewall have been installed. The VPN connection between Austin and Melbourne has been established. The next steps will be installing software and establishing a connection between the local software and one of the new mics. Once that is completed, the new mics (NMT) will be installed. No change.		

Project Name:	Wildlife Hazard Assessment	Project Sponsor/Client:	Aviation
Project Type:	5702 - Stormwater/Environmental Improvements	Total Project Estimate:	\$266,667
ABIA Number:	M3179	DOA PM:	Joe Medici
		PWD PM:	Jules Parrish
FDU Number:	4910-8107-3179	Sub-project ID:	6000.054
		Grant Number:	55
Project Status:	Wildlife survey conducted week of Aug 1st-5th, 2011. Monthly teleconference held Aug 10, 2011. Project continues according to schedule. Operations required training is planned for Jan 12 or Jan 19, 2012.		

AVIATION PROJECTS STATUS REPORT

Tuesday, September 06, 2011

Project Name:	ABIA Campus Signage Improvements Phase 2	Project Sponsor/Client:	Aviation
Project Type:	6001 - Landside Facility Improvements	Total Project Estimate:	\$3,000,000
ABIA Number:	L3180	DOA PM:	Janice White
FDU Number:	4910-8107-3180	Sub-project ID:	6001.068
Project Status:	Presentation scheduled September 7th with executive team for update on terminal directory/directional signage. Landside signage 90% review documents to be issued 8/31/11.		

Project Name:	Landside Job Order Contracting - P&E Building Renovation	Project Sponsor/Client:	Aviation
Project Type:	6001 - Landside Facility Improvements	Total Project Estimate:	\$250,000
ABIA Number:	L3189	DOA PM:	Janice White
FDU Number:	4910-8107-3189	Sub-project ID:	6001.073
Project Status:	90% documents reviewed by ABIA. Comments sent to A/E. Project Manual to be submitted for review. A/E to submit updated schedule, project estimate and furniture package in early September for Phase I. A/E still to complete Phase 2 scope, schedule and estimate for ABIA review.		

Project Name:	New Employee Parking Lot	Project Sponsor/Client:	Aviation Parking
Project Type:	6001 - Landside Facility Improvements	Total Project Estimate:	\$8,000,000
ABIA Number:	L3195	DOA PM:	Dale Thompson
FDU Number:	4910-8107-3195	Sub-project ID:	6001.074
Project Status:	Consultant submitted the geotech report on 8/18/11 and has submitted the revised scope of work / fee proposal for the design phase on 8/25/11. Although a formal cost estimate has not yet been submitted by the consultant, he believes the construction cost of the current scope of work could reach \$9.5 million.		

Project Name:	Presidential Boulevard Roadway Safety and Security Improvements	Project Sponsor/Client:	Aviation
Project Type:	6001 - Landside Facility Improvements	Total Project Estimate:	\$3,600,000
ABIA Number:	L3196	DOA PM:	Robert Hengst
FDU Number:	4910-8107-3196	Sub-project ID:	6001.075
Project Status:	Preliminary design by ESD in progress. Sub-consultant proposal was approved. Formal project kickoff scheduled for 9/14.		

Project Name:	Repave Presidential Blvd	Project Sponsor/Client:	Aviation
Project Type:	6001 - Landside Facility Improvements	Total Project Estimate:	\$1,000,000
ABIA Number:	L3206	DOA PM:	Robert Hengst
FDU Number:	4910-8107-3206	Sub-project ID:	6001.082
Project Status:	Design work ongoing.		

Project Name:	Cell Phone Lot	Project Sponsor/Client:	Aviation
Project Type:	6001 - Landside Facility Improvements	Total Project Estimate:	\$50,000
ABIA Number:	L3208	DOA PM:	Shane Harbinson
FDU Number:	4910-8107-3208	Sub-project ID:	6001.083
Project Status:	Aviation staff is working on the project. Planning and execution is ongoing.		

AVIATION PROJECTS STATUS REPORT

Tuesday, September 06, 2011

3 - Bid/Award/Execution

Project Name: Airfield Lighting Control and Monitoring System **Project Sponsor/Client:** Aviation
Project Type: 6000 - Airside Improvements **Total Project Estimate:** \$1,100,000
ABIA Number: A3142 **DOA PM:** Dale Thompson **PWD PM:** Robin Camp
FDU Number: 4910-8107-3142 **Sub-project ID:** 6000.047 **Grant Number:** 55-10
Project Status: The consultant was requested to add in-pavement lighting per FAA's request.
First advertisement on 5/30/11; Pre-Bid meeting held on 6/15, and bid opening held on 6/30/11. EAS Contracting was the low bidder.

Contract award is scheduled for the 9/13 Airport Commission meeting, and the 9/22 Council meeting.

Project Name: Cooling Tower Repairs **Project Sponsor/Client:** Aviation
Project Type: 6001 - Landside Facility Improvements **Total Project Estimate:** \$200,000
ABIA Number: P3143 **DOA PM:** Ben Avila **PWD PM:**
FDU Number: 4910-8107-3143 **Sub-project ID:** 6001.063 **Grant Number:** NA
Project Status: Preparing bid package for proposed installation by CoA Job Order Contractor.
Access ladder work is also planned to be done by JOC or new Small Business procurement method.

Project Name: General Aviation Apron Rehabilitation **Project Sponsor/Client:** Aviation
Project Type: 6000 - Airside Improvements **Total Project Estimate:** \$1,000,000
ABIA Number: A3147 **DOA PM:** Robert Hengst **PWD PM:** Craig Russell
FDU Number: 4910-8107-3147 **Sub-project ID:** 6000.050 **Grant Number:** NA
Project Status: Project has bid and we are awaiting AAAC and Council approval.

Project Name: Terminal Area Spall Improvements **Project Sponsor/Client:** Aviation
Project Type: 5415 - Terminal Improvements **Total Project Estimate:** \$620,000
ABIA Number: T3172 **DOA PM:** Ben Avila **PWD PM:**
FDU Number: 4910-8107-3172 **Sub-project ID:** 5415.054 **Grant Number:** NA
Project Status: Waiting for NTP from CLM for DESIGN work by Sunland Group.

Project Name: Baggage System Servers **Project Sponsor/Client:** Aviation IS
Project Type: 5415 - Terminal Improvements **Total Project Estimate:** \$300,000
ABIA Number: T3192 **DOA PM:** Robert Hengst **PWD PM:**
FDU Number: 4910-8107-3192 **Sub-project ID:** 5415.061 **Grant Number:** NA
Project Status: A purchase order for Siemens was completed in August. Awaiting approval in order to schedule work.

Project Name: IS Building 7355 Office Renovations **Project Sponsor/Client:** IS
Project Type: 6001 - Landside Facility Improvements **Total Project Estimate:** \$300,000
ABIA Number: P3197 **DOA PM:** Ben Avila **PWD PM:** Burton Jones
FDU Number: 4910-8107-3197 **Sub-project ID:** 6001.076 **Grant Number:** NA
Project Status: Bid Package submitted for RFP to CLM under CoA JOC contract in JUN-2011.
Expect to complete JOC work assignment negotiations in SEP-2011.

Project Name: West Perimeter Road Rehabilitation **Project Sponsor/Client:** Aviation
Project Type: 6000 - Airside Improvements **Total Project Estimate:** \$200,000
ABIA Number: A3198 **DOA PM:** Robert Hengst **PWD PM:**
FDU Number: 4910-8107-3198 **Sub-project ID:** 6000.057 **Grant Number:** NA
Project Status: Street & Bridge is preparing a proposal for cost and schedule. No change.

AVIATION PROJECTS STATUS REPORT

Tuesday, September 06, 2011

Project Name:	Runway Retexturing	Project Sponsor/Client:	Aviation
Project Type:	6000 - Airside Improvements	Total Project Estimate:	\$90,000
ABIA Number:	A3207	DOA PM:	Chris Graham
FDU Number:	4910-8107-3207	PWD PM:	
Project Status:	Project is bidding.	Sub-project ID:	6000.058
		Grant Number:	NA

AVIATION PROJECTS STATUS REPORT

Tuesday, September 06, 2011

4 - Construction

Project Name:	ABIA Terminal Improvements 2006 - Ph 4	Project Sponsor/Client:	Aviation
Project Type:	5415 - Terminal Improvements	Total Project Estimate:	\$2,385,630
ABIA Number:	T3101	DOA PM:	Ben Avila
		PWD PM:	Burton Jones
FDU Number:	4910-8107-3101	Sub-project ID:	5415.021
		Grant Number:	NA
Project Status:	1. CONST Sub-Comp date is 11-5-2011. CONST work is in submittal process. 2. Working on CoA JOC bid package for Elect Work in PER.		
Project Name:	Neutral Host System	Project Sponsor/Client:	Aviation IS
Project Type:	6501 - Other Improvements	Total Project Estimate:	\$579,627
ABIA Number:	U3107	DOA PM:	Robert Hengst
		PWD PM:	
FDU Number:	4910-8107-3107	Sub-project ID:	6501.011
		Grant Number:	NA
Project Status:	Awaiting start of installation. No change.		
Project Name:	Reclaimed Water Service	Project Sponsor/Client:	AWU / Aviation
Project Type:	6001 - Landside Facility Improvements	Total Project Estimate:	\$157,000
ABIA Number:	L3108	DOA PM:	Dale Thompson
		PWD PM:	John Wepryk
FDU Number:	4910-8107-3108	Sub-project ID:	6001.053
		Grant Number:	NA
Project Status:	Contractor is currently working on the tie-in to the Central Plant. Anticipate project completion by the end of September.		
Project Name:	Airside Demolition	Project Sponsor/Client:	Aviation
Project Type:	6501 - Other Improvements	Total Project Estimate:	\$775,000
ABIA Number:	P3125	DOA PM:	Dale Thompson
		PWD PM:	Darryl Haba
FDU Number:	4910-8107-3125	Sub-project ID:	6000.045
		Grant Number:	NA
Project Status:	Sisk-Robb was awarded a contract to demo Bldgs 2020, 8120 and 8145, along with structures associated with the Noise Mitigation Project. Demo of the former parachute shop began on 8/24/11. Anticipate this work to take approximately 4 weeks.		
Project Name:	Garage Repairs	Project Sponsor/Client:	Aviation
Project Type:	6001 - Landside Facility Improvements	Total Project Estimate:	\$3,724,436
ABIA Number:	L3129	DOA PM:	Dale Thompson
		PWD PM:	Robin Camp
FDU Number:	4910-8107-3129	Sub-project ID:	6001.056
		Grant Number:	NA
Project Status:	NTP issued 4/5/10. Contractor now working on punchlist items, and should be completed by mid-September. Final inspection - TBA		
Project Name:	Cargo Apron Parking Lot	Project Sponsor/Client:	Aviation Parking
Project Type:	6001 - Landside Facility Improvements	Total Project Estimate:	\$1,000,000
ABIA Number:	L3133	DOA PM:	Dale Thompson
		PWD PM:	Robert Pirtle
FDU Number:	4910-8107-3133	Sub-project ID:	6001.015
		Grant Number:	NA
Project Status:	Construction contract with WTI, Inc. awarded at 7/28 City Council meeting. Contract executed 8/15/11. Notice to Proceed is scheduled for 8/29/11, with a completion date of 10/18/11. Contractor is scheduled to begin work on Monday, 8/29/11.		

AVIATION PROJECTS STATUS REPORT

Tuesday, September 06, 2011

Project Name:	Remain Over Night Apron, Phase 2	Project Sponsor/Client:	Aviation
Project Type:	6000 - Airside Improvements	Total Project Estimate:	\$9,500,000
ABIA Number:	A3156	DOA PM:	Dale Thompson
		PWD PM:	Robert Pirtle
FDU Number:	4910-8107-3156	Sub-project ID:	6000.051
		Grant Number:	55-10
Project Status:	Contractor given NTP on 7/18/11. Contractor currently working on the retaining wall and hauling demo'd concrete pavement.		

Project Name:	ABIA Parking Lot Maintenance - 2010	Project Sponsor/Client:	Aviation Parking
Project Type:	6001 - Landside Facility Improvements	Total Project Estimate:	\$1,476,006
ABIA Number:	L3161	DOA PM:	Robert Hengst
		PWD PM:	Greg Johnston
FDU Number:	4910-8107-3161	Sub-project ID:	6001.052
		Grant Number:	NA
Project Status:	Construction work currently on planned hold during peak summer traffic. Some restriping of Rental Car Lane was added to this project as a change order.		

Project Name:	GTSA Relocation and Renovation	Project Sponsor/Client:	City of Austin / Aviat
Project Type:	6001 - Landside Facility Improvements	Total Project Estimate:	\$6,478,000
ABIA Number:	L3165	DOA PM:	Richard Chaney
		PWD PM:	Robin Camp
FDU Number:	4910-8107-3165	Sub-project ID:	6001.069
		Grant Number:	NA
Project Status:	Project on schedule, 113 of 120 days complete of original contract. Plan is to turn over the facility on Oct st. Pending grant notification could affect AE PV installation schedule. This could potentially have a negative effect on the LEED certification.		

Project Name:	Baggage Management Office Indoor Air Quality Improvements	Project Sponsor/Client:	Aviation
Project Type:	5415 - Terminal Improvements	Total Project Estimate:	\$150,000
ABIA Number:	T3184	DOA PM:	Ben Avila
		PWD PM:	
FDU Number:	4910-8107-3184	Sub-project ID:	5415.058
		Grant Number:	NA
Project Status:	NTP for CONST work issued on 6-15-2011. Sub-Comp contract date is 13Oct2011. CONST work is in submittal phase. Work planned to start in SEP-2011. Contractor having trouble with HVAC sub - Needed to find new sub.		

Project Name:	Terminal Roadway Spalling Improvements	Project Sponsor/Client:	Aviation
Project Type:	6001 - Landside Facility Improvements	Total Project Estimate:	\$400,000
ABIA Number:	L3199	DOA PM:	Ben Avila
		PWD PM:	
FDU Number:	4910-8107-3199	Sub-project ID:	5415.062
		Grant Number:	NA
Project Status:	Bid Package for RFP provided to CLM in JUN-2011. Expect to complete JOC work assignment negotiations in SEP-2011.		

TENANT PROJECTS STATUS REPORT

Tuesday, September 06, 2011

1 - Preliminary

Project Name:	Ascend Hangar Facility Development	Project Sponsor/Client:	Ascend
Project Type:	Tenant/Third Party	Total Project Estimate:	\$0
ABIA Number:	F5001.01	DOA PM:	Richard Chaney
Sub-project ID:			
Project Status:	Waiting for proposals from the consultants		
Project Name:	DNC Security Camera & Entry keypad @ office 1300	Project Sponsor/Client:	DNC
Project Type:	Tenant/Third Party	Total Project Estimate:	\$4,000
ABIA Number:	F4005.30	DOA PM:	Richard Chaney
Sub-project ID:			
Project Status:	Preliminary, In addition to the CPIS DNC to provide additional requested information.		
Project Name:	DNC The Tavern	Project Sponsor/Client:	DNC
Project Type:	Tenant/Third Party	Total Project Estimate:	\$0
ABIA Number:	F4005.26	DOA PM:	Richard Chaney
Sub-project ID:			
Project Status:	DNC has reached an agreement with Annie Café.		
Project Name:	Refurbishment of Auntie Anne's	Project Sponsor/Client:	Auntie Anne's
Project Type:	Tenant/Third Party	Total Project Estimate:	\$0
ABIA Number:	F4003.03	DOA PM:	Richard Chaney
Sub-project ID:			
Project Status:	GWL replacement complete on 24-Jun-2011. Properties has issued letter requiring maintenance items be complete by 01-Jul-2011.		
Project Name:	Waterloo Icehouse 2011 Refurbishment	Project Sponsor/Client:	Waterloo
Project Type:	Tenant/Third Party	Total Project Estimate:	\$0
ABIA Number:	F4018.03	DOA PM:	Richard Chaney
Sub-project ID:			
Project Status:	Maintenance items complete.		
Project Name:	Wok n Roll Refurbishment	Project Sponsor/Client:	Wok n Roll
Project Type:	Tenant/Third Party	Total Project Estimate:	\$0
ABIA Number:	F4019.02	DOA PM:	Richard Chaney
Sub-project ID:			
Project Status:	Work scheduled for Sep 9th		

TENANT PROJECTS STATUS REPORT

Tuesday, September 06, 2011

2 - Design

Project Name:	DNC Austin Java & Austin Chronicle Refurbishment 2011	Project Sponsor/Client:	DNC
Project Type:	Tenant/Third Party	Total Project Estimate:	\$225,000
ABIA Number:	F4005.29	DOA PM:	Richard Chaney
Sub-project ID:			
Project Status:	Consultant is developing first design submittal		
<hr/>			
Project Name:	DNC BookPeople Refurbishment 2011	Project Sponsor/Client:	DNC
Project Type:	Tenant/Third Party	Total Project Estimate:	\$150,000
ABIA Number:	F4005.28	DOA PM:	Richard Chaney
Sub-project ID:			
Project Status:	Consultant is developing first design submittal		
<hr/>			
Project Name:	HDS RNA/NGSI Austin Article	Project Sponsor/Client:	HDS RNA/NGSI
Project Type:	Tenant/Third Party	Total Project Estimate:	\$50,000
ABIA Number:	F4008.08	DOA PM:	Richard Chaney
Sub-project ID:			
Project Status:	Permit doc's received, waiting for final release from properties.		
<hr/>			
Project Name:	HDS RNA/NGSI Virgin/Ruta Maya Coffee	Project Sponsor/Client:	HDS RNA/NGSI
Project Type:	Tenant/Third Party	Total Project Estimate:	\$300,000
ABIA Number:	F4008.07	DOA PM:	Richard Chaney
Sub-project ID:			
Project Status:	Change in venue, waiting for resubmittal. Permit doc's received, waiting for final release from properties.		
<hr/>			
Project Name:	United/Continental Airlines Merger 2011	Project Sponsor/Client:	CO/UA
Project Type:	Tenant/Third Party	Total Project Estimate:	\$0
ABIA Number:	F1018.10	DOA PM:	Richard Chaney
Sub-project ID:			
Project Status:	Pre-con set for Sep 6th		

TENANT PROJECTS STATUS REPORT

Tuesday, September 06, 2011

3 - Bid/Award/Execution

Project Name:	AA Admirals Club Refurbishment 2011	Project Sponsor/Client:	American Airlines
Project Type:	Tenant/Third Party	Total Project Estimate:	\$0
ABIA Number:	F1002.10	DOA PM:	Richard Chaney
		Sub-project ID:	
Project Status:	Permitting		

Project Name:	DNC Schlotzsky's-Cinnabon Renovation 2011	Project Sponsor/Client:	DNC
Project Type:	Tenant/Third Party	Total Project Estimate:	\$0
ABIA Number:	F4005.27	DOA PM:	Richard Chaney
		Sub-project ID:	
Project Status:	Permitting		

TENANT PROJECTS STATUS REPORT

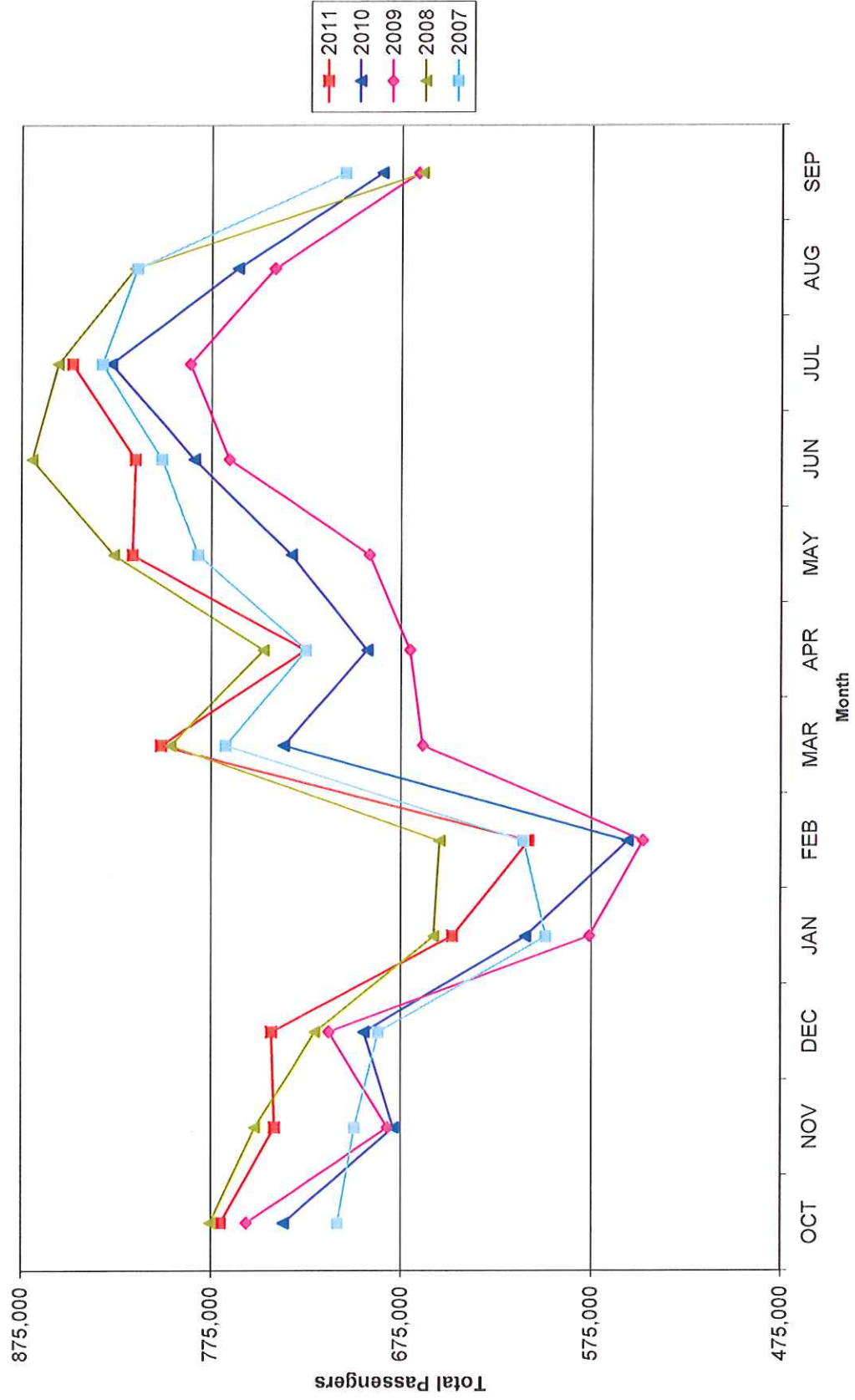
Tuesday, September 06, 2011

4 - Construction

Project Name:	ACE Signage	Project Sponsor/Client:	ACE
Project Type:	Tenant/Third Party	Total Project Estimate:	\$0
ABIA Number:	F8001.02	DOA PM:	Richard Chaney
		Sub-project ID:	
Project Status:	No change since last report.		

Project Name:	Armed Forces Reserve Center & Vehicle Maintenance Facility	Project Sponsor/Client:	AFRC VMF
Project Type:	Tenant/Third Party	Total Project Estimate:	\$41,500,000
ABIA Number:	F6005.02	DOA PM:	Richard Chaney
		Sub-project ID:	
Project Status:	Site work in progress. Project moving forward without any major issues. Temp crane NRA studies complete.		

AUSTIN PASSENGER TRAFFIC Fiscal Year 2011 vs 2010



Austin-Bergstrom International Airport

Aviation Activity Report

Fiscal Year 2011 vs 2010

	07/2011	07/2010	Percent Change	10/2010 - 07/2011	10/2009 - 07/2010	Percent Change
<u>Passenger Activity</u>						
Domestic Enplaned Revenue	411,300	403,762	1.87	3,671,861	3,442,722	6.66
Domestic Deplaned Revenue	409,486	396,670	3.23	3,648,681	3,412,338	6.93
International Enplaned Revenue	1,421	1,208	17.63	3,677	2,474	48.63
International Deplaned Revenue	1,499	1,254	19.54	3,908	2,288	70.80
Domestic Enplaned Non-Revenue	12,955	12,923	0.25	99,298	99,134	0.17
Domestic Deplaned Non-Revenue	11,384	11,924	-4.53	92,847	91,587	1.38
International Enplaned Non-Revenue	7	0	0.00	30	0	0.00
International Deplaned Non-Revenue	2	0	0.00	6	0	0.00
South Terminal-Intl Enplaned Revenue	0	0	0.00	0	0	0.00
South Terminal-Intl Deplaned Revenue	0	0	0.00	0	0	0.00
South Terminal-Intl Enplaned Non-Revenue	0	0	0.00	0	0	0.00
South Terminal-Intl Deplaned Non-Revenue	0	0	0.00	0	0	0.00
Passenger Totals	848,054	827,741	2.45	7,520,308	7,050,543	6.66

CURRENT PASSENGER RECORD = 869,308

RECORD SET = JUNE 2008

Aircraft Operations

Air Carrier	8,216	8,307	-1.10	79,116	76,376	3.59
Commuter & Air Taxi	1,338	1,399	-4.36	15,527	14,503	7.06
Military	457	552	-17.21	5,585	5,582	0.05
General Aviation						
Itinerant	4,060	4,006	1.35	47,808	44,926	6.41
Local	378	204	85.29	2,812	2,519	11.63
Total G.A.	4,438	4,210	5.42	50,620	47,445	6.69
Total Operations	14,449	14,468	-0.13	150,848	143,906	4.82

Austin-Bergstrom International Airport

Aviation Activity Report

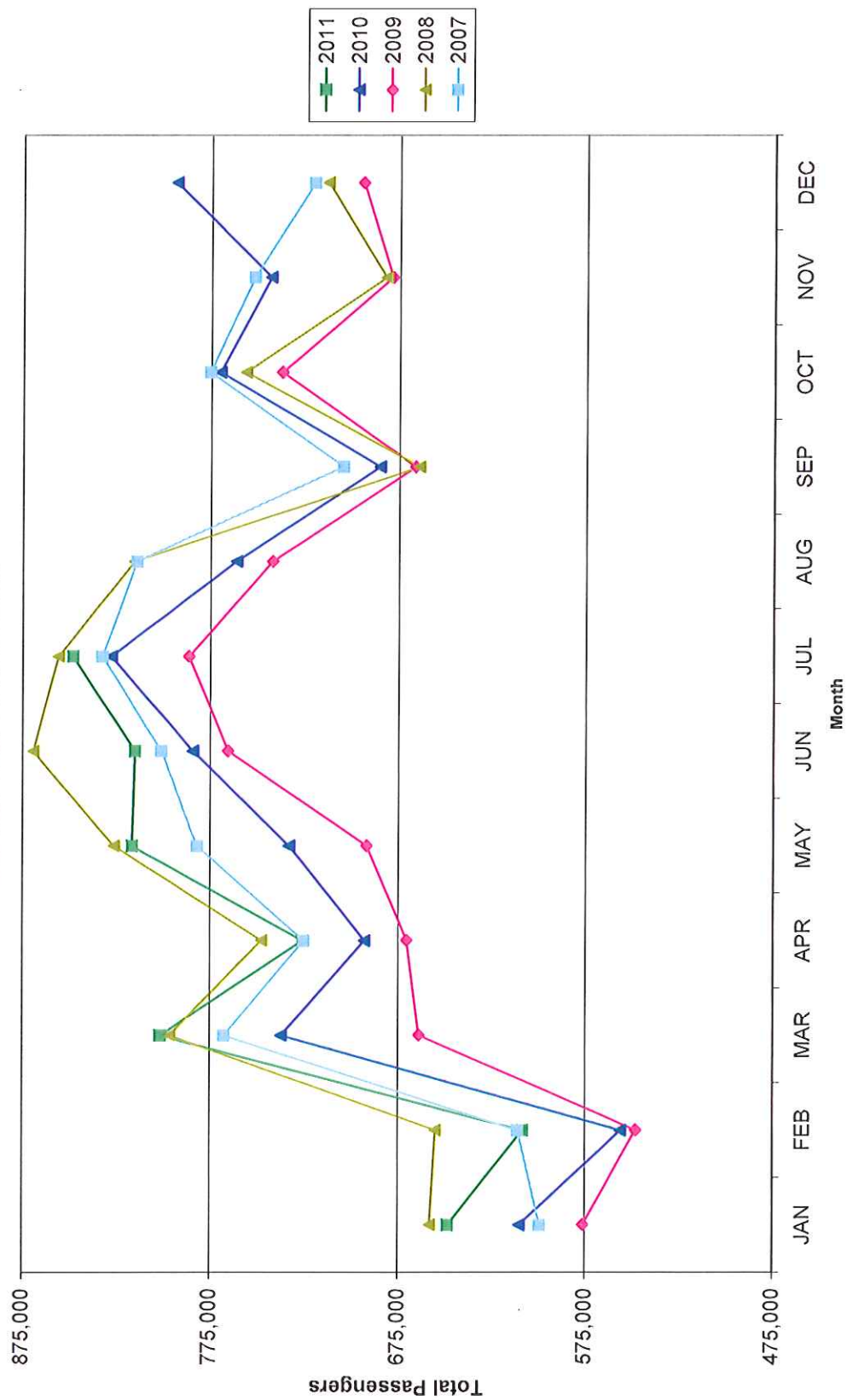
Fiscal Year 2011 vs 2010

	07/2011	07/2010	Percent Change	10/2010 - 07/2011	10/2009 - 07/2010	Percent Change
<u>Cargo Activity</u>						
Mail						
Domestic Enplaned Mail	102,416	161,610	-36.63	1,517,083	1,974,321	-23.16
Domestic Deplaned Mail	174,479	207,426	-15.88	2,677,998	2,998,370	-10.68
International Enplaned Mail	0	0	0.00	0	0	0.00
International Deplaned Mail	0	0	0.00	0	0	0.00
South Terminal-Intl Enplaned Mail	0	0	0.00	0	0	0.00
South Terminal-Intl Deplaned Mail	0	0	0.00	0	0	0.00
Mail Totals	276,895	369,036	-24.97	4,195,081	4,972,691	-15.64
Cargo						
Domestic Enplaned Cargo	5,441,667	5,211,159	4.42	51,929,722	55,424,524	-6.31
Domestic Deplaned Cargo	5,343,464	5,505,150	-2.94	52,139,547	52,762,982	-1.18
International Enplaned Cargo	367,568	307,809	19.41	4,061,135	3,240,606	25.32
International Deplaned Cargo	347,911	418,218	-16.81	3,694,989	2,879,079	28.34
South Terminal-Intl Enplaned Cargo	0	0	0.00	0	0	0.00
South Terminal-Intl Deplaned Cargo	0	0	0.00	0	0	0.00
Cargo Totals	11,500,610	11,442,336	0.51	111,825,393	114,307,191	-2.17
Belly Freight						
Domestic Enplaned Belly Freight	457,403	570,522	-19.83	4,931,618	6,236,820	-20.93
Domestic Deplaned Belly Freight	405,759	534,153	-24.04	4,985,456	5,164,158	-3.46
International Enplaned Belly Freight	0	0	0.00	0	0	0.00
International Deplaned Belly Freight	0	0	0.00	0	0	0.00
South Terminal-Intl Enplaned Belly Frt	0	0	0.00	0	0	0.00
South Terminal-Intl Deplaned Belly Frt	0	0	0.00	0	0	0.00
Belly Freight Totals	863,162	1,104,675	-21.86	9,917,074	11,400,978	-13.02
Cargo Totals (Mail, Cargo, Belly Freight)	12,640,667	12,916,047	-2.13	125,937,548	130,680,860	-3.63

CURRENT CARGO RECORD = 40,215,518

RECORD SET = MARCH 2001

AUSTIN PASSENGER TRAFFIC
Calendar Year 2011 vs 2010



Austin-Bergstrom International Airport

Aviation Activity Report

Calendar Year 2011 vs 2010

	07/2011	07/2010	Percent Change	01/2011 - 07/2011	01/2010 - 07/2010	Percent Change
<u>Passenger Activity</u>						
Domestic Enplaned Revenue	411,300	403,762	1.87	2,567,351	2,407,843	6.62
Domestic Deplaned Revenue	409,486	396,670	3.23	2,549,231	2,391,683	6.59
International Enplaned Revenue	1,421	1,208	17.63	3,677	2,474	48.63
International Deplaned Revenue	1,499	1,254	19.54	3,908	2,288	70.80
Domestic Enplaned Non-Revenue	12,955	12,923	0.25	72,127	71,069	1.49
Domestic Deplaned Non-Revenue	11,384	11,924	-4.53	67,260	65,399	2.85
International Enplaned Non-Revenue	7	0	0.00	30	0	0.00
International Deplaned Non-Revenue	2	0	0.00	6	0	0.00
South Terminal-Intl Enplaned Revenue	0	0	0.00	0	0	0.00
South Terminal-Intl Deplaned Revenue	0	0	0.00	0	0	0.00
South Terminal-Intl Enplaned Non-Revenue	0	0	0.00	0	0	0.00
South Terminal-Intl Deplaned Non-Revenue	0	0	0.00	0	0	0.00
Passenger Totals	848,054	827,741	2.45	5,263,590	4,940,756	6.53

CURRENT PASSENGER RECORD = 869,308

RECORD SET = JUNE 2008

Aircraft Operations

Air Carrier	8,216	8,307	-1.10	55,574	53,499	3.88
Commuter & Air Taxi	1,338	1,399	-4.36	10,559	10,053	5.03
Military	457	552	-17.21	4,061	4,083	-0.54
General Aviation						
Itinerant	4,060	4,006	1.35	32,588	31,083	4.84
Local	378	204	85.29	2,080	1,949	6.72
Total G.A.	4,438	4,210	5.42	34,668	33,032	4.95
Total Operations	14,449	14,468	-0.13	104,862	100,667	4.17

Austin-Bergstrom International Airport

Aviation Activity Report

Calendar Year 2011 vs 2010

	07/2011	07/2010	Percent Change	01/2011 - 07/2011	01/2010 - 07/2010	Percent Change
Cargo Activity						
Mail						
Domestic Enplaned Mail	102,416	161,610	-36.63	910,848	1,372,300	-33.63
Domestic Deplaned Mail	174,479	207,426	-15.88	1,844,315	1,957,612	-5.79
International Enplaned Mail	0	0	0.00	0	0	0.00
International Deplaned Mail	0	0	0.00	0	0	0.00
South Terminal-Intl Enplaned Mail	0	0	0.00	0	0	0.00
South Terminal-Intl Deplaned Mail	0	0	0.00	0	0	0.00
Mail Totals	276,895	369,036	-24.97	2,755,163	3,329,912	-17.26
Cargo						
Domestic Enplaned Cargo	5,441,667	5,211,159	4.42	36,396,680	36,367,618	0.08
Domestic Deplaned Cargo	5,343,464	5,505,150	-2.94	36,024,299	37,452,321	-3.81
International Enplaned Cargo	367,568	307,809	19.41	2,909,506	1,884,036	54.43
International Deplaned Cargo	347,911	418,218	-16.81	2,700,008	2,879,079	-6.22
South Terminal-Intl Enplaned Cargo	0	0	0.00	0	0	0.00
South Terminal-Intl Deplaned Cargo	0	0	0.00	0	0	0.00
Cargo Totals	11,500,610	11,442,336	0.51	78,030,493	78,583,054	-0.70
Belly Freight						
Domestic Enplaned Belly Freight	457,403	570,522	-19.83	3,278,782	4,035,740	-18.76
Domestic Deplaned Belly Freight	405,759	534,153	-24.04	3,519,716	3,627,112	-2.96
International Enplaned Belly Freight	0	0	0.00	0	0	0.00
International Deplaned Belly Freight	0	0	0.00	0	0	0.00
South Terminal-Intl Enplaned Belly Frt	0	0	0.00	0	0	0.00
South Terminal-Intl Deplaned Belly Frt	0	0	0.00	0	0	0.00
Belly Freight Totals	863,162	1,104,675	-21.86	6,798,498	7,662,852	-11.28
Cargo Totals (Mail, Cargo, Belly Freight)	12,640,667	12,916,047	-2.13	87,584,154	89,575,818	-2.22

CURRENT CARGO RECORD = 40,215,518

RECORD SET = MARCH 2001

CITY OF AUSTIN
AUSTIN-BERGSTROM INTERNATIONAL AIRPORT
Airport Operating Fund 5070
Income Statement - For Internal Use Only
Fiscal Year to Date for 10 Months ended July 31, 2011

	Amended Budget	Budget Annualized 10 Months	Year to Date w/ Encumb	Y-T-D Variance Fav (Unfav)	Y-T-D % Variance Fav (Unfav)
REVENUE					
AIRLINE REVENUE					
Landing Fees	20,400,000	17,000,000	15,468,881	(1,531,119)	(9.0%)
Terminal Rental & Other Fees	19,964,000	16,636,667	17,038,415	401,748	2.4%
TOTAL AIRLINE REVENUE	40,364,000	33,636,667	32,507,296	(1,129,371)	(3.4%)
NON-AIRLINE REVENUE					
Parking	25,903,000	21,585,833	22,666,381	1,080,548	5.0%
Other Concessions	16,545,000	13,787,500	13,812,072	24,572	0.2%
Other Rentals and Fees	6,644,000	5,536,667	5,420,766	(115,901)	(2.1%)
TOTAL NON-AIRLINE REVENUE	49,092,000	40,910,000	41,899,219	989,219	2.4%
Interest Income	450,000	375,000	171,738	(203,262)	(54.2%)
TOTAL REVENUE	89,906,000	74,921,667	74,578,253	(343,414)	(0.5%)
OPERATING REQUIREMENTS					
Fac Mgmt, Ops and Airport Security	34,273,931	28,560,467	26,819,065	1,741,402	6.1%
Airport Planning and Development	1,514,217	1,261,797	1,265,503	(3,706)	(0.3%)
Support Services	11,085,613	9,237,641	7,522,305	1,715,336	18.6%
Business Services	9,604,575	8,003,493	8,172,570	(169,077)	(2.1%)
TOTAL OPERATING EXPENSES	56,478,336	47,063,398	43,779,443	3,283,955	7.0%
Debt Service					
GO Debt Service Fund	30,101	25,083	30,101	(5,018)	(20.0%)
2003 Series Airport Revenue Bond DS	4,525,750	3,771,307	3,770,000	1,307	0.0%
2005 Variable rate Notes (Swap)	27,067,376	22,555,244	18,942,509	3,612,735	16.0%
2005 Variable rate Notes Fees	1,773,275	1,477,670	2,382,634	(904,964)	(61.2%)
\$28 Million Variable Rate Note	741,041	617,509	50,638	566,871	91.8%
PFC Debt Service Funding	(14,009,330)	(11,673,975)	(11,149,768)	(524,207)	4.5%
TOTAL Net Debt Service	20,128,213	16,772,838	14,026,114	2,746,724	16.4%
OTHER REQUIREMENTS					
Workers' Compensation	333,827	278,178	278,189	(11)	(0.0%)
Citywide Administrative Support	1,697,020	1,414,127	1,414,184	(57)	(0.0%)
Communications & Technology Mgmt	1,465,059	1,220,834	1,220,883	(49)	(0.0%)
Accrued Payroll	104,000	86,663	86,663	0	0.0%
27th Payroll	0	0	(15,428)	15,428	N/A
Additional Retirement Contribution	934,242	778,504	750,889	27,615	3.5%
Compensation Adjustment	22,425	18,687	12,027	6,660	35.6%
Liability Reserve	23,000	19,166	19,166	0	0.0%
Operating Reserve	686,000	571,644	379,421	192,223	33.6%
CTECC	57,161	47,632	47,635	(3)	(0.0%)
Trunked Radio Allocation	112,874	94,058	94,062	(4)	(0.0%)
TOTAL OTHER REQUIREMENTS	5,435,608	4,529,493	4,287,691	241,802	5.3%
TOTAL REQUIREMENTS	82,042,157	68,365,729	62,093,248	6,272,481	9.2%
EXCESS (DEFICIT) OF TOTAL AVAILABLE FUNDS OVER TOTAL REQUIREMENTS	7,863,843	6,555,938	12,485,005	5,929,067	90.4%

CITY OF AUSTIN
AUSTIN-BERGSTROM INTERNATIONAL AIRPORT
FUND SUMMARY COMPARISON

This month - This Year vs. Last Year
FY11 (Jul 11) vs FY10 (Jul 10)

Airline Revenue	FY11 Jul-11	FY10 Jul-10	Fav (Unfav) \$ Variance	Fav (Unfav) % Variance
Landing Fees	1,638,003	1,603,067	34,936	2.2%
Terminal Rental & Other Fees	1,695,153	1,596,045	99,108	6.2%
Total Airline Revenue	3,333,156	3,199,112	134,044	4.2%
Non-Airline Revenue				
Parking	2,688,864	2,398,585	290,279	12.1%
Food/Beverage & Retail	506,684	432,791	73,893	17.1%
Rental Car	829,695	565,959	263,736	46.6%
Advertising	57,165	18,079	39,086	216.2%
Ads Barter Revenue	2,285	3,125	(840)	(26.9%)
Other Concessions	79,576	92,904	(13,328)	(14.3%)
Other Rentals and Fees *	584,831	431,968	152,863	35.4%
Total Non-Airline Revenue	4,749,100	3,943,411	805,689	20.4%
Interest Income	16,021	33,831	(17,810)	(52.6%)
Total Operating Revenue	8,098,277	7,176,354	921,923	12.8%
Operating Requirements				
Fac Mgmt, Ops and Airport Security **	2,689,290	2,726,524	37,234	1.4%
Airport Planning and Development **	43,545	95,480	51,935	54.4%
Support Services **	846,943	719,287	(127,656)	(17.7%)
Business Services **	753,603	747,275	(6,328)	(0.8%)
Total Operating Expense	4,333,381	4,288,566	(44,815)	(1.0%)
Debt Service				
GO Debt Service Fund	7,526	7,130	(396)	(5.5%)
2003 Series Airport Revenue Bond DS	377,000	376,000	(1,000)	(0.3%)
2005 Variable rate Notes (Swap)	1,831,529	1,889,829	58,200	3.1%
2005 Variable rate Notes Fees	350,632	69,785	(280,847)	(402.4%)
\$28 Million Variable Rate Note	1,342	5,815	4,473	76.9%
PFC Debt Service Funding	(1,136,753)	(1,032,719)	104,034	10.1%
Total Debt Service	1,431,376	1,315,840	(115,536)	(8.8%)
Other Requirements				
Workers' Compensation	27,819	24,458	(3,361)	(13.7%)
Citywide Administrative Support	141,419	129,713	(11,706)	(9.0%)
Communications & Technology Mgmt	122,088	92,672	(29,416)	(31.7%)
Accrued Payroll	8,663	7,250	(1,413)	(19.5%)
27th Payroll	0	0	0	N/A
Additional Retirement Contribution	69,510	53,080	(16,430)	(31.0%)
Compensation Adjustment	1,712	1,390	(322)	(23.2%)
Operating Reserve	(10,688)	0	10,688	N/A
CTECC	4,763	0	(4,763)	N/A
Trunked Radio Allocation	9,406	7,933	(1,473)	(18.6%)
Liability Reserve	1,917	1,757	(160)	(9.1%)
Total Other Requirements	376,609	318,253	(58,356)	(18.3%)
Total Requirements	6,141,366	5,922,659	(218,707)	(3.7%)

SURPLUS (DEFICIT) OF TOTAL AVAILABLE
FUNDS OVER TOTAL REQUIREMENTS

\$ 1,956,911 \$ 1,253,695 \$ 703,216 56.1%

* FY 2010 STS, Bldg Maint, and Fac Svcs expense refunds are stated as revenue to be consistent with FY 2011

** FY 2010 Operating Requirements recategorized to be consistent with FY 2011

Fiscal YTD - This Year vs. Last Year
FY11 (Oct 10 - Jul 11) vs FY10 (Oct 09 - Jul 10)

	FY11 YTD Jul-11	FY10 YTD Jul-10	Fav (Unfav) \$ Variance	Fav (Unfav) % Variance
Landing Fees	15,468,881	14,857,019	611,862	4.1%
Terminal Rental & Other Fees	17,038,415	15,835,306	1,203,109	7.6%
Total Airline Revenue	32,507,296	30,692,325	1,814,971	5.9%
Non-Airline Revenue				
Parking	22,666,381	20,710,237	1,956,144	9.4%
Food/Beverage & Retail	4,565,047	4,091,082	473,965	11.6%
Rental Car	8,181,418	7,288,659	892,759	12.2%
Advertising	418,478	224,598	193,880	86.3%
Ads Barter Revenue	25,370	34,675	(9,305)	(26.8%)
Other Concessions	621,759	577,496	44,263	7.7%
Other Rentals and Fees *	5,420,766	5,386,659	34,107	0.6%
Total Non-Airline Revenue	41,899,219	38,313,406	3,585,813	9.4%
Interest Income	171,738	371,434	(199,696)	(53.8%)
Total Operating Revenue	74,578,253	69,377,165	5,201,088	7.5%
Operating Requirements				
Fac Mgmt, Ops and Airport Security **	26,819,065	27,700,495	881,430	3.2%
Airport Planning and Development **	1,285,503	1,107,198	(178,305)	(14.3%)
Support Services **	7,522,305	7,158,985	(363,320)	(5.1%)
Business Services **	8,172,570	6,722,355	(1,450,215)	(21.6%)
Total Operating Expense	43,779,443	42,689,033	(1,090,410)	(2.6%)
Debt Service				
GO Debt Service Fund	30,101	28,519	(1,582)	(5.5%)
2003 Series Airport Revenue Bond DS	3,770,000	3,757,000	(13,000)	(0.3%)
2005 Variable rate Notes (Swap)	18,942,509	18,680,503	(262,006)	(1.5%)
2005 Variable rate Notes Fees	2,382,634	1,935,424	(447,210)	(23.1%)
\$28 Million Variable Rate Note	50,638	60,211	9,573	15.9%
PFC Debt Service Funding	(11,149,768)	(10,763,534)	386,234	3.6%
Total Debt Service	14,026,114	13,678,123	(347,991)	(2.5%)
Other Requirements				
Workers' Compensation	278,189	271,259	(6,930)	(2.6%)
Citywide Administrative Support	1,414,184	1,438,634	24,450	1.7%
Communications & Technology Mgmt	1,220,883	1,027,816	(193,067)	(18.8%)
Accrued Payroll	86,663	72,500	(14,163)	(19.5%)
27th Payroll	(15,428)	0	15,428	N/A
Additional Retirement Contribution	750,889	530,808	(220,081)	(41.5%)
Compensation Adjustment	12,027	9,245	(2,782)	(30.1%)
Operating Reserve	379,421	0	(379,421)	N/A
CTECC	47,635	0	(47,635)	N/A
Trunked Radio Allocation	94,062	87,981	(6,081)	(6.9%)
Liability Reserve	19,166	19,486	320	1.6%
Total Other Requirements	4,287,691	3,457,729	(829,962)	(24.0%)
Total Requirements	62,093,243	59,824,885	(2,268,358)	(3.8%)

\$ 12,485,005 \$ 9,552,280 \$ 2,932,725 30.7%

CITY OF AUSTIN
AUSTIN-BERGSTROM INTERNATIONAL AIRPORT
Non-Airline Revenue Detail

	This month - This Year vs. Last Year				Fiscal YTD - This Year vs. Last Year			
	July 2011	July 2010	Fav (Unfav) Variance	Fav (Unfav) %	YTD FY11	YTD FY10	Fav (Unfav) Variance	Fav (Unfav) %
PARKING REVENUES								
Parking	2,582,509	2,313,985	268,544	11.61%	21,786,710	20,001,634	1,785,076	8.92%
Off Airport Parking	106,355	84,620	21,735	25.69%	879,671	708,603	171,068	24.14%
TOTAL PARKING REVENUES	2,688,864	2,398,585	290,279	12.10%	22,666,381	20,710,237	1,956,144	9.45%
OTHER CONCESSIONS								
Rental Cars	829,695	565,959	263,736	46.60%	8,181,418	7,288,659	892,759	12.25%
Food and Beverage	293,535	237,238	56,297	23.73%	2,626,708	2,233,182	393,526	17.62%
Advertising	57,165	18,079	39,086	216.20%	418,478	224,598	193,880	86.32%
Telephone	47,079	61,948	(14,869)	(24.00%)	307,577	276,881	30,696	11.08%
News and Gift	213,149	195,553	17,596	9.00%	1,938,339	1,857,900	80,439	4.33%
Ads Barter Revenue	2,285	3,125	(840)	(26.88%)	25,370	34,675	(9,305)	(26.83%)
Airline Catering	14,341	14,522	(181)	(1.25%)	136,985	138,152	(1,167)	(0.84%)
Vending Commissions	17,864	16,130	1,734	10.75%	174,378	159,729	14,649	9.17%
Miscellaneous	292	304	(12)	(3.95%)	2,819	2,734	85	3.11%
TOTAL OTHER CONCESSIONS	1,475,405	1,112,858	362,547	32.58%	13,812,072	12,216,510	1,595,562	13.06%
OTHER RENTALS & FEES								
Building-FBOs	42,519	41,413	1,106	2.67%	419,972	407,414	12,558	3.08%
Building - Other	101,068	112,941	(11,873)	(10.51%)	1,052,957	1,084,727	(31,770)	(2.93%)
Ground Rent	138,864	71,238	67,626	94.93%	756,528	726,309	30,219	4.16%
Telephone - STS	37,736	(2,850)	40,586	1424.07%	354,610	442,488	(87,878)	(19.85%)
Building Maintenance Reimbursements	7,718	7,730	(12)	(0.16%)	101,665	101,665	(0)	(0.02%)
Facility Services Reimbursements	5,675	3,839	1,836	47.82%	42,650	45,872	(3,222)	(7.02%)
Hotel	43,783	0	43,783	N/A	437,831	364,690	73,141	20.06%
GTA Shuttle Permits	4,246	6,550	(2,304)	(35.18%)	31,309	36,275	(4,966)	(12.31%)
Taxi-Cab	18,742	16,985	1,757	10.34%	220,279	236,905	(16,626)	(7.02%)
Cargo Facilities	16,996	16,799	197	1.17%	169,959	167,985	1,974	1.18%
Fuel Flowage	42,738	37,947	4,791	12.63%	518,569	451,767	66,802	14.79%
Fuel Facility Fees	62,219	62,219	0	0.00%	622,189	620,939	1,250	0.20%
Cargo Ramp Use Fee	36,244	33,659	2,585	7.68%	363,763	441,290	(77,527)	(17.57%)
Other	17,305	14,220	3,085	21.69%	216,242	170,216	46,026	27.04%
Cash Over/Short	838	905	(67)	(7.40%)	7,776	7,319	457	6.24%
Property Sales	0	0	0	N/A	17,186	0	17,186	N/A
GSEM User Fee	3,177	3,177	0	0.00%	31,770	31,770	0	0.00%
Airport ID Badges, Fingerprints, Keys	4,963	5,196	(233)	(4.48%)	55,011	49,008	6,003	12.25%
TOTAL OTHER RENTALS & FEES	584,831	431,968	152,863	35.39%	5,420,766	5,386,659	34,107	0.63%
TOTAL NON-AIRLINE REVENUE	4,749,100	3,943,411	805,689	20.43%	41,899,219	38,313,406	3,585,813	9.36%
ACTUAL % OF TOTAL REVENUE	58.6%	55.0%	3.6	6.55%	56.2%	55.2%	1.0	1.81%
TARGET %	60.0%				60.0%			

* FY 2010 STS, Bldg Maint, and Fac Svcs expense refunds are stated as revenue to be consistent with FY 2011

CITY OF AUSTIN
AUSTIN-BERGSTROM INTERNATIONAL AIRPORT
NON-AIRLINE REVENUE ACTUALS

	This month - This Year vs. Last Year				Fiscal YTD - This Year vs. Last Year			
	FY11 (Jul 11) vs FY10 (Jul 10)				FY11 (Oct 10 - Jul 11) vs FY10 (Oct 09 - Jul 10)			
	FY11 Jul-11	FY10 Jul-10	Fav (Unfav) \$ Variance	Fav (Unfav) % Variance	FY11 YTD Jul-11	FY10 YTD Jul-10	Fav (Unfav) \$ Variance	Fav (Unfav) % Variance
<u>Non-Airline Revenue</u>								
<u>OTHER CONCESSIONS</u>								
Rental Cars	747,990	785,864	(37,874)	(4.8%)	8,124,984	7,318,561	806,423	11.0%
Food and Beverage	283,890	255,489	28,401	11.1%	2,599,902	2,227,802	372,100	16.7%
News and Gift	210,485	206,662	3,823	1.8%	1,938,670	1,870,631	68,039	3.6%
<u>TOTAL</u>	<u>1,242,365</u>	<u>1,248,015</u>	<u>(5,650)</u>	<u>(0.5%)</u>	<u>12,663,556</u>	<u>11,416,994</u>	<u>1,246,562</u>	<u>10.9%</u>

CITY OF AUSTIN
AUSTIN-BERGSTROM INTERNATIONAL AIRPORT
ADVERTISING CONTRACT ANALYSIS

This month - This Year vs. Last Year
FY11 (Jul 11) vs FY10 (Jul 10)

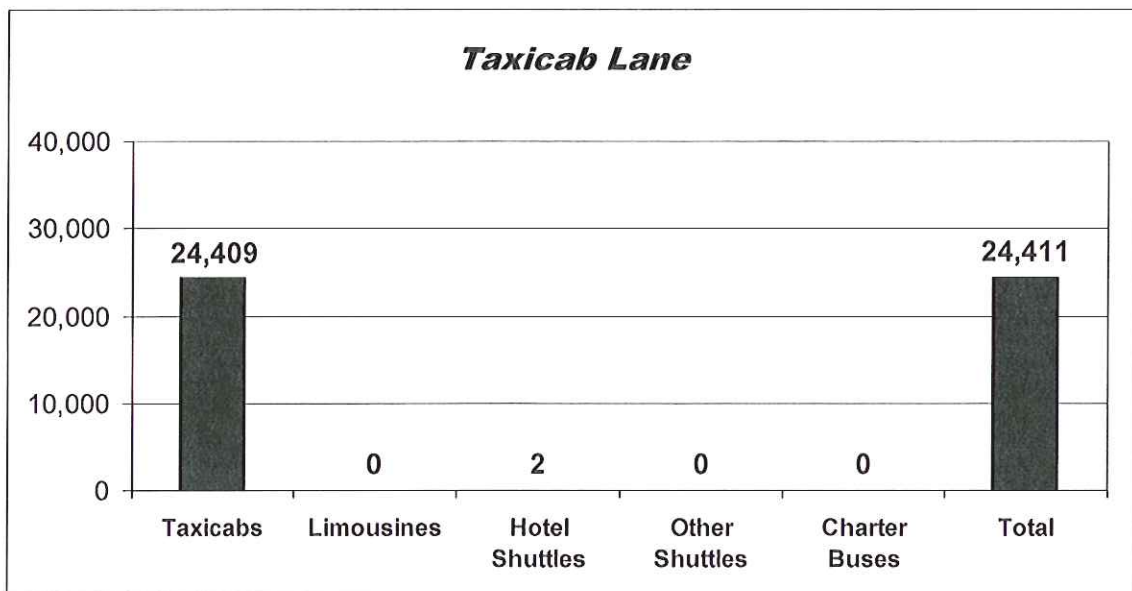
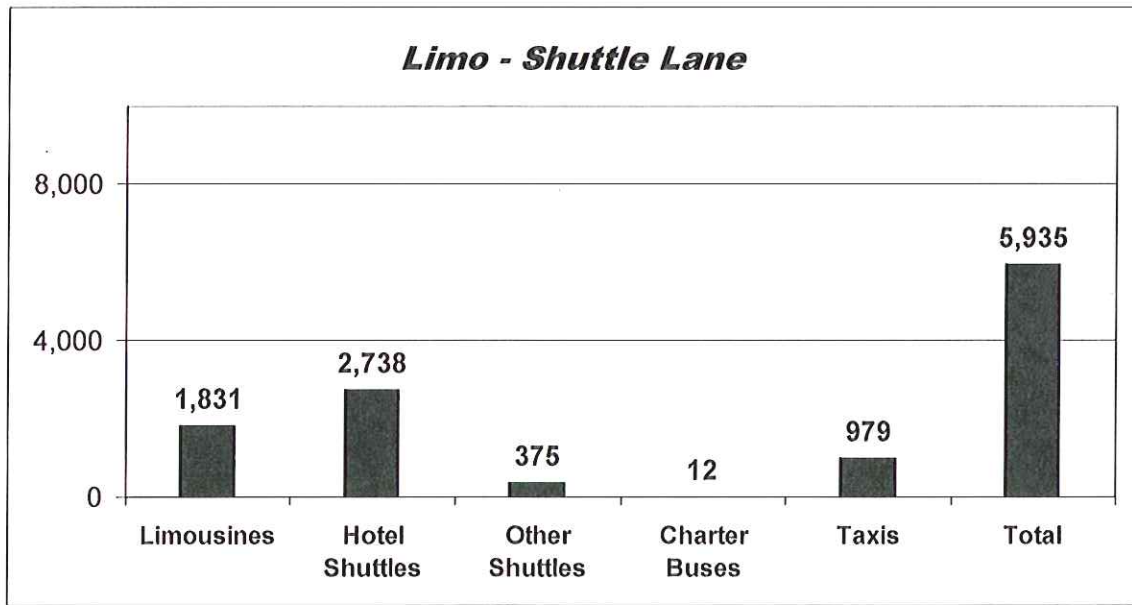
Fiscal YTD - This Year vs. Last Year
FY11 (Oct 10 - Jul 11) vs FY10 (Oct 09 - Jul 10)

Advertising	FY11 Jul-11	FY10 Jul-10	Fav (Unfav) \$ Variance	Fav (Unfav) % Variance	FY11 YTD Jul-11	FY10 YTD Jul-10	Fav (Unfav) \$ Variance	Fav (Unfav) % Variance
Hotel	2,205	3,872	(1,667)	(43.1%)	28,695	45,243	(16,548)	(36.6%)
Cab	785	344	441	128.2%	5,718	3,442	2,276	66.1%
Others:								
Static Display	32,614	10,301			196,411	172,351		
Tech Display	21,561	0			147,290	0		
MAG	0	0			51,130	0		
Others Subtotal:	54,175	10,301	43,874	425.9%	394,831	172,351	222,480	129.1%
TOTAL	57,165	14,517	42,648	293.8%	429,244	221,036	208,208	94.2%

**AUSTIN-BERGSTROM INTERNATIONAL AIRPORT
ENPLANEMENTS
FY 2010 VS. FY 2011**


	<u>FY 2011</u>	<u>FY 2010</u>	<u>Month over Month</u> <u>Change</u> <u>%</u>	<u>YTD</u> <u>Change</u> <u>%</u>
October	381,906	366,747	4.13%	4.13%
November	372,492	343,369	8.48%	6.24%
December	377,283	353,737	6.66%	6.38%
January	320,267	303,053	5.68%	6.22%
February	303,871	276,785	9.79%	6.82%
March	399,305	363,280	9.92%	7.38%
April	362,683	351,621	3.15%	6.75%
May	413,069	369,844	11.69%	7.42%
June	418,307	398,910	4.86%	7.09%
July	425,683	417,893	1.86%	6.48%
August	-	369,542		
September	-	342,934		
	<u>3,774,866</u>	<u>4,257,715</u>		
	<u>YTD Jul-11</u>	<u>YTD Jul-10</u>	<u>Inc/(Dec)</u>	<u>% Inc/(Dec)</u>
	3,774,866	3,545,239	229,627	6.48%

GROUND TRANSPORTATION TRANSACTIONS
AUGUST 2011



YEAR TO YEAR COMPARISON			
SERVICE CATEGORY	AUGUST 2011	AUGUST 2010	% Increase/decrease
TAXICAB	25,388	22,475	13%
LIMOUSINE	1,831	1,643	11.4%
HOTEL SHUTTLE	2,740	2,876	(4.7%)
OTHER SHUTTLE	375	397	(5.5%)
CHARTER BUS	12	0	1200%
OVERALL TOTAL	30,346	27,391	10.8%

AGENDA



Recommendation for Council Action (CLMD)

Austin City Council	Item ID:	9407	Agenda Number	8.
Meeting Date:	September 22, 2011			
Department:	Contract and Land Management			
Subject				
<p>Authorize execution of a construction contract with EAS CONTRACTING, L.P., Carrollton, TX, for Airfield Lighting Control and Monitoring System (ALCMS) Upgrade in the amount of \$631,690 plus a \$63,169 contingency, for a total contract amount not to exceed \$694,859.</p>				
Amount and Source of Funding				
<p>Funding is available in the Fiscal Year 2010-2011 Capital Budget of the Aviation Department.</p>				
Fiscal Note				
<p>A fiscal note is attached.</p>				
Purchasing Language:	Lowest bid of two bids received.			
Prior Council Action:				
For More Information:	Robin Camp 974-7830; Dale Thompson 530-5544; Susan Garnett 974-7064; April Shaw 974-7141			
Boards and Commission Action:	To be reviewed by the Austin Airport Advisory Commission on September 13, 2011.			
MBE / WBE:	This contract will be awarded in compliance with the requirements of 49 CFR Part 26 (Disadvantaged Business Enterprise Program) and Chapter 2-9A of the City Code (Minority Owned and Women Owned Business Enterprise Procurement Program) by meeting the goal with 67.52% DBE subcontractor participation.			
Related Items:				
Additional Backup Information				

The existing Airfield Lighting Control and Monitoring System (ALCMS) at the Austin Bergstrom International Airport (ABIA) was designed in 1994 and installed in 1997. Advances in technology have made the system obsolete. ABIA has received an "end of life letter" from the equipment supplier stating that the system will no longer be supported.

The proposed ALCMS has been designed and will be installed in accordance with current Federal Aviation Administration (FAA) guidelines. It will accommodate future expansion and improve control of airfield lighting by the air traffic controllers. The new system has been designed to be fully redundant to provide additional safety features in event of equipment failures. The FAA is supporting the project with grant funding.

This contract amount includes alternate bid items for runway guard lights which increase safety by enhancing the visibility of hold positions on taxiways, especially during inclement weather conditions. A 10% contingency has been included to accommodate any potential code changes and unforeseen events or conditions due to the nature of working with electrical wiring in existing buildings.

The contract allows 192 calendar days for completion of this project. This project is located within zip code 78719 and is managed by the Public Works Department.

DBE Summary

Bid documents were distributed to 5 general contractors. Bids were opened on June 30, 2011. EAS Contracting, L.P. submitted the lowest of 2 bids received:

	Base Bid	Alternates	Total
EAS Contracting, L.P. Carrollton, TX	\$500,140.00	\$131,550.00	\$631,690.00
KST Electric, Manor, TX	\$824,505.25	\$142,440.72	\$924,987.97

The contractor's choice of work methodology provides for one area of subcontracting opportunity which is listed below. Project specific subgoals stated in the solicitation were 7.31% DBE. Total participation estimated on base bid amount of \$500,140:

<u>NON DBE TOTAL – PRIME</u>	<u>\$162,433</u>	<u>32.48%</u>
EAS Contracting, Carrollton, TX	\$162,433	32.48%
 <u>DBE TOTAL – SUBCONTRACTORS</u>	 <u>\$337,707</u>	 <u>67.52%</u>
(FW) Airport Lighting Systems Inc Grapevine, TX (Airfield Lighting Equipment and Materials)	\$337,707	67.52%

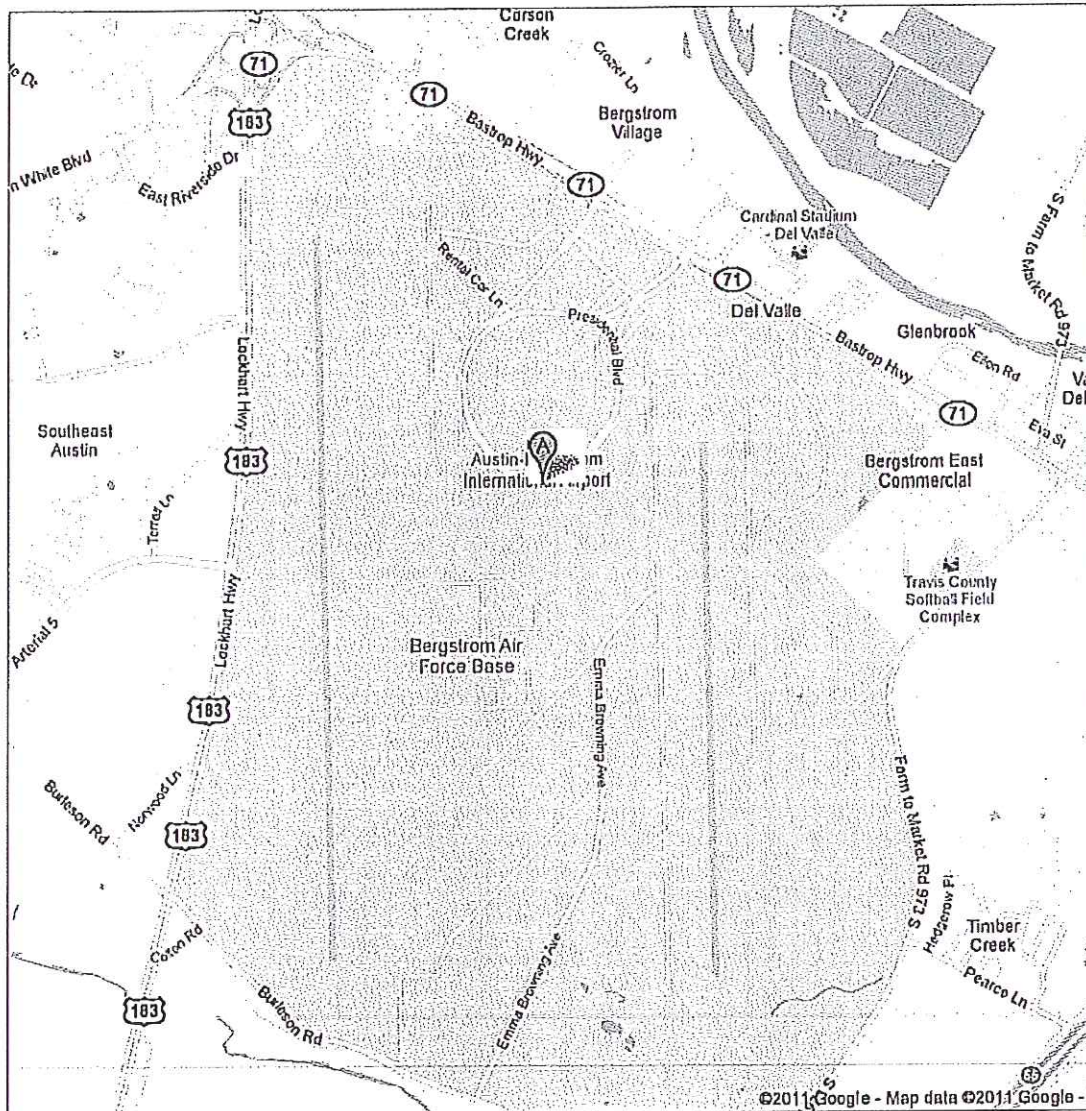
The Contractor submitted a MBE/WBE Compliance Plan that met the goals of the solicitation and was approved by the Small & Minority Business Resources Department. Second low bidder information is provided.

SECOND BIDDER – KST Electric, Manor, TX \$782,547.25
86.56% NON DBE prime participation; 12.64% DBE, 0.80% Non DBE subcontractor participation.

Google maps

Address 3600 Presidential Blvd
Austin-Bergstrom International Airport
(AUS), Austin, TX 78719

Get Google Maps on your phone
Text the word "GMAPS" to 466453



CIP EXPENSE DETAIL

DATE OF COUNCIL CONSIDERATION:
CONTACT DEPARTMENT(S):

9/22/11
Aviation

SUBJECT: Authorize execution of a construction contract with EAS CONTRACTING, L.P., Carrollton, TX, for Airfield Lighting Control and Monitoring System (ALCMS) Upgrade in the amount of \$631,690 plus a \$63,169 contingency, for a total contract amount not to exceed \$694,859.

Funding is available in the Fiscal Year 2010-2011 Capital Budget of the Aviation Department.

CURRENT YEAR IMPACT:

Department:	Aviation
Project Name:	Airfield Lighting Control and Monitoring System Update
Fund/Department/Unit:	4910-8107-3142 Department of Aviation
Funding Source:	Airport Capital Fund
Current Appropriation:	1,100,000.00
Unencumbered Balance:	721,352.79
Amount of This Action:	(694,859.00)
Remaining Balance:	<u>26,493.79</u>
 Total Amount of this Action	 <u><u>694,859.00</u></u>

ANALYSIS / ADDITIONAL INFORMATION: The existing Airfield Lighting Control and Monitoring System (ALCMS) at the Austin Bergstrom International Airport (ABIA) was designed in 1994 and installed in 1997. Advances in technology have made the system obsolete. ABIA has received an "end of life letter" from the equipment supplier stating that the system will no longer be supported.

The proposed ALCMS has been designed and will be installed in accordance with current Federal Aviation Administration (FAA) guidelines. It will accommodate future expansion and improve control of airfield lighting by the air traffic controllers. The new system has been designed to be fully redundant to provide additional safety features in event of equipment failures. The FAA is supporting the project with grant funding.

This contract amount includes alternate bid items for runway guard lights which increase safety by enhancing the visibility of hold positions on taxiways, especially during inclement weather conditions. A 10% contingency has been included to accommodate any potential code changes and unforeseen events or conditions due to the nature of working with electrical wiring in existing buildings.

The contract allows 192 calendar days for completion of this project. This project is located within zip code 78719 and is managed by the Public Works Department.



**Construction Contract
CITY OF AUSTIN
RECOMMENDATION FOR COUNCIL ACTION**

AGENDA DATE: October 13, 2011
PAGE: 1 of 2

SUBJECT: Authorize execution of a construction contract with JD RAMMING PAVING CO, LTD., Austin, Texas for the ABIA General Aviation Apron Maintenance 2011 in an amount not to exceed \$374,090.45.

AMOUNT & SOURCE OF FUNDING: Funding is available in the Fiscal Year 2009-2010 Capital Budget of the Austin Aviation Department.

FISCAL NOTE: A fiscal note is attached.

REQUESTING Public Works
DEPARTMENT:

**DIRECTOR'S
AUTHORIZATION:** _____

FOR MORE INFORMATION CONTACT: Craig Russell, 974 7157; Susan Garnett, 974-7064

PRIOR COUNCIL ACTION: N/A

BOARD AND COMMISSION ACTION: "To be reviewed by the Austin Airport Advisory Commission on September 13, 2011."

PURCHASING: Lowest bid of 2 bids received.

MBE / WBE: This contract will be awarded in compliance with Chapter 2-9A of the City code (Minority Owned and Women Owned Business Enterprise Procurement Program) with 6.66% MBE and 9.24% WBE subcontractor participation.

THE AUSTIN DEPARTMENT OF AVIATION LEASES PORTIONS OF AUSTIN BERGSTROM INTERNATIONAL AIRPORT (ABIA) TO FIXED BASE OPERATORS. AS PART OF THIS LEASE AGREEMENT, THE DEPARTMENT OF AVIATION MAINTAINS THE AVIATION APRONS.

AWARDING THIS CONSTRUCTION CONTRACT WILL ALLOW FOR REPAIR & REHABILITATION OF THE GENERAL AVIATION APRON PLUS ASSOCIATED PARKING FACILITIES.

The contract allows 50 working days for completion of this project. This project is located within zip code 78719.

3RD - BIDDER INFORMATION

M/WBE Summary

Bid documents were distributed to 8 general contractors. Bids were opened on August 18, 2011. JD Ramming Paving Co., LTD. submitted the lowest of 2 bids received:

JD Ramming Paving Co., LTD., Austin, TX	\$374,090.45
APAC-TEXAS, Round Rock, TX	\$522,198.47

4TH - SUBCONTRACTOR INFORMATION

The contractor's choice of work methodology provides for 6 areas of subcontracting opportunities which are listed below. Project specific goals stated in the solicitation were 4.64% MBE; 9.11% WBE. Total participation estimated on base bid amount of \$374,090.45.

NON M/WBE TOTAL – PRIME	\$298,721.07	79.85%
JD Ramming Paving, Austin, TX	\$298,721.07	79.85%
MBE TOTAL – SUBCONTRACTORS	\$30,170.00	8.06%
Hispanic Subtotal	\$24,890.00	4.64%
(MH) Environmental Safety Services, Inc., Austin, TX	\$24,890.00	4.64 %
Environmental		
(MH) Texas Trucking, Georgetown, TX	\$5,280.00	1.41%
Trucking		
(MH) JAG Trucking, Georgetown, TX		
Trucking		
WBE TOTAL – SUBCONTRACTORS	\$34,579.38	9.20 %
(FB) All points Inspection Services, Inc., Austin, TX (work)	\$1228.38	0.33 %
Construction Photography		
(FW) Roadway Specialties, Inc., Austin, Texas	\$33,351.00	8.92 %
NON M/WBE TOTAL – SUBCONTRACTORS	\$15,800.00	4.22%
(NON) N-Line Traffic Maintenance, Austin, TX	\$15,800.00	4.22 %
Traffic Barriers		

The Contractor submitted a MBE/WBE Compliance Plan that met the goals of the solicitation and was approved by the Department of Small & Minority Business Resources. Second and third low bidder information is provided.

SECOND BIDDER – APAC-TEXAS, Round Rock TX \$522,198.47
 % NON M/WBE or M/WBE prime participation; % MB; % MH; % NA; % WBE; % Non M/WBE subcontractor participation.