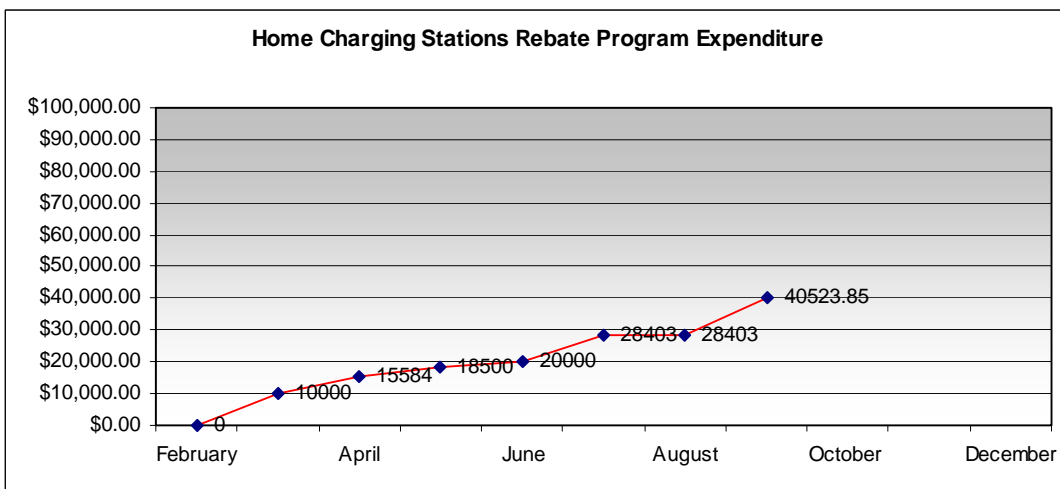
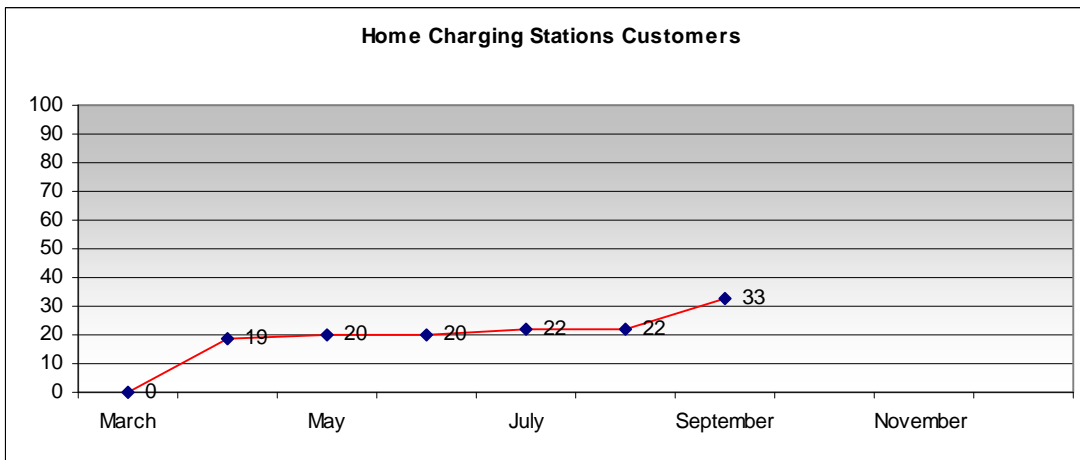


AUSTIN ENERGY Monthly REPORT ELECTRIC VEHICLE September 30, 2011

Electric Vehicle Home Charging Stations Rebate Program

Total Participation	Current		Final	% of Goal
	Month	YTD	Projected	
Applications Received	7	26	100	26%
Number of Rebates Issued	11	33	100	33%
Average Rebate Amount	\$1,175.00			
*Total Rebate \$	\$12,121	\$40,524	\$93,000	44%

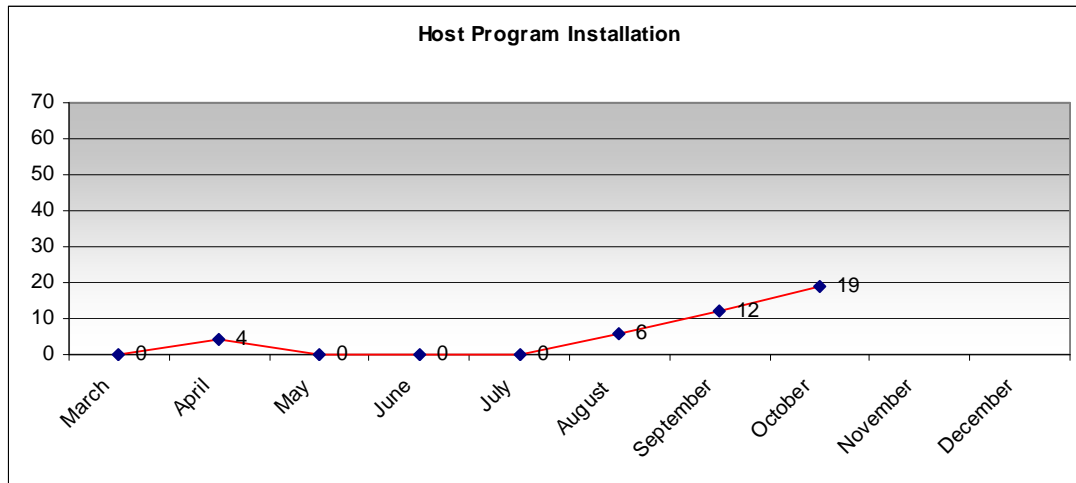
* Total Rebate Amount \$93,000 Assumes 50@1200 and 50@600



Electric Vehicle Public Charging Stations

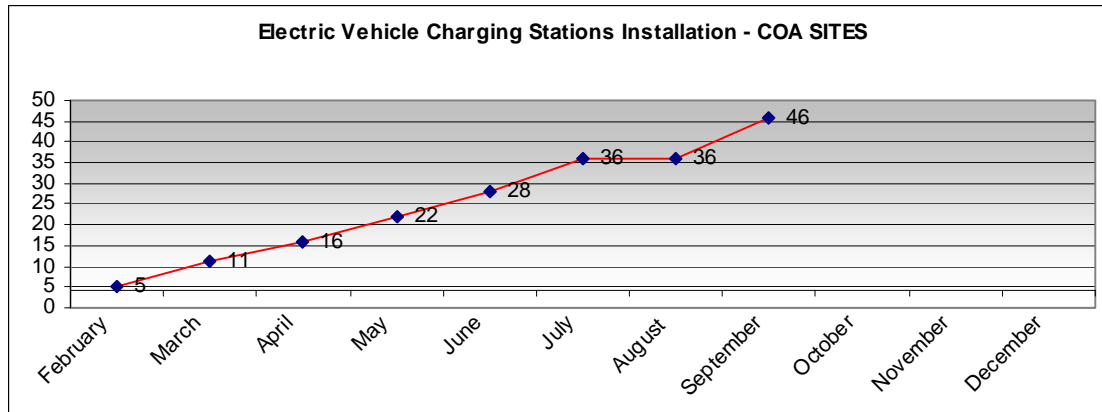
Host Program

Total Participation	Current		Final Projected	% of Goal
	Month	YTD		
Host Program (Non-COA)				
Applications Processed	5	64	50	128%
Locations		38		
Number of Hosts		19		
Stations Installed	13	19	62	31%
Number of LOI Issued		75		
Number of Rebates Issued	8	9	50	18%
\$ Rebates Issued	\$9,373.17	\$ 11,253.17	\$150,000	8%
PIE Cards Issued	12	25		



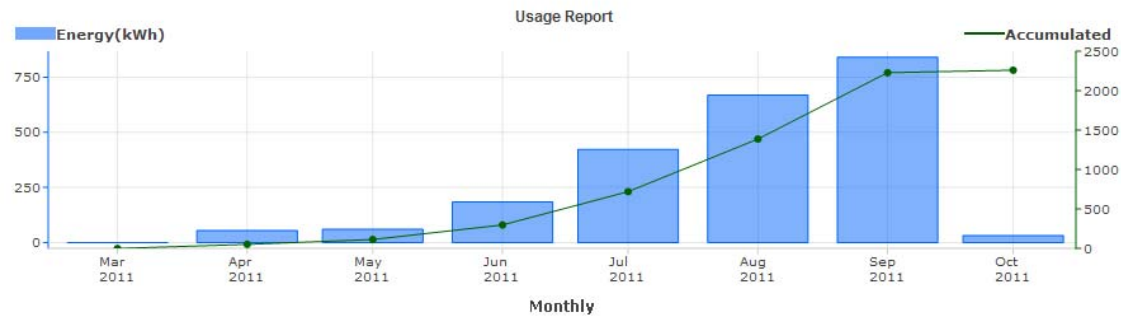
City of Austin Sites

Total Installation	Current		Final Projected	% of Goal
	Month	YTD		
COA Installation				
Number of Stations Installed	7	46	50	92%



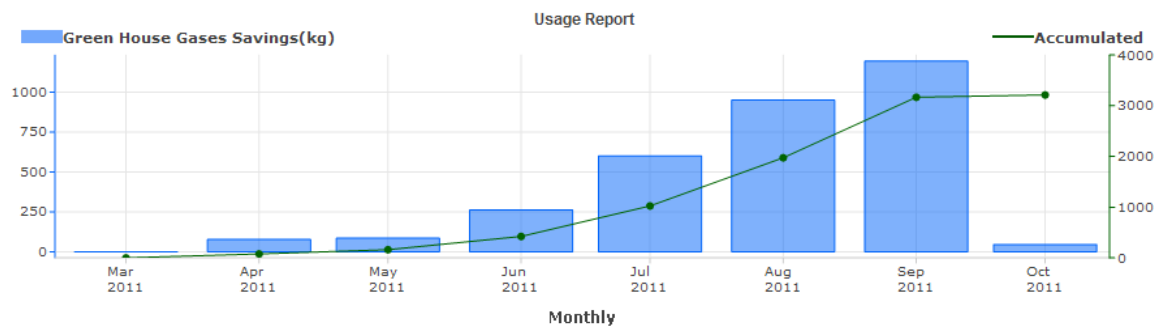
Charging Stations Energy Usage

** Data provided by ChargePoint Station Manager*



Charging Stations GHG Savings

** Data provided by ChargePoint Station Manager*



Charging Stations Occupancy

** Data provided by ChargePoint Station Manager*

