



**AUSTIN AIRPORT ADVISORY COMMISSION
MINUTES**

**REGULAR MEETING
TUESDAY, DECEMBER 13, 2011**

The Austin Airport Advisory Commission convened in a regular meeting on Tuesday, December 13, 2011 at 2716 Spirit of Texas Drive, in Room 160 in Austin, Texas.

Chair Dale Murphy called the meeting to order at 5:04 p.m.

Commission Members in Attendance:

Dale Murphy, Chair	Steven Hart, Vice Chair	
George Farris	James Kelsey	Ernest Saulmon

Commission Members Absent:

D'Ann Johnson, Secretary; Mark Segaloff

Staff in Attendance:

Shane Harbinson, Michelle Moheet, Robert Hengst, Dave Arthur, Kellye Mireles

Others Present:

Gordon Gregory, Station Manager, United Airlines
Ethan Garofolo
Dr. Laura Presley
Jeff Kantoff
Norman Horn

1. CITIZENS COMMUNICATIONS: GENERAL

Citizens were acknowledged at this time concerning item 4e, the resolution opposing the deployment of Advance Imaging Technology Machines at ABIA. Citizens were told they would be given three minutes to talk when this item was being discussed.

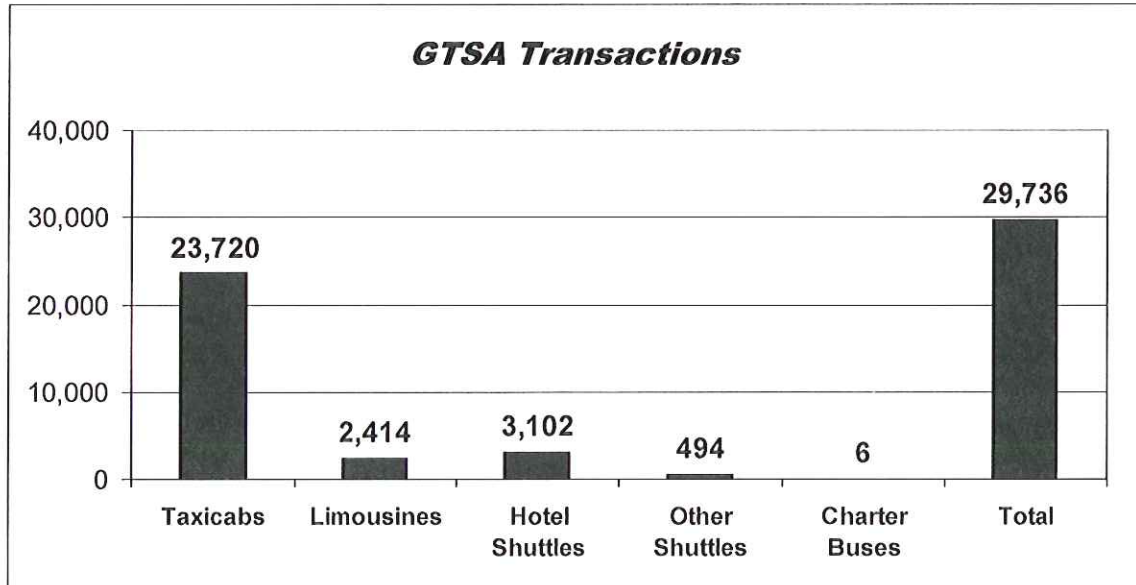
2. APPROVAL OF MINUTES

The minutes from the meeting of October 11, 2011 were approved on Commission Member George Farris' motion, Commission Member James Kelsey's second on a 5-0 vote. Commission Member Mark Segaloff, and Secretary D'Ann Johnson were absent.

3. STAFF BRIEFING, REPORTS AND PRESENTATIONS

- a) Planning & Engineering Capital Improvement Project Status Report Presentation was presented by Shane Harbinson, Assistant Director, Aviation Department. Shane Harbinson hit the highlights on several Planning & Engineering projects. The Drainage Master Plan has department head approval so the boards and commissions will be hit in January and February. The letter of intent was finalized for the CONRAC facility, a kick-off meeting was held and the design phase will begin in January. The kick-off meeting was held and the project is still moving forward. The wildlife assessment survey was finalized. The new employee parking lot is at 60 percent design. The lot should be up and operational by April 2013. Proposals for the ABIA interactive campus signage will be issued next year. The RON phase two is all set up for base work. The mobile homes across the street are being acquired in accordance with the noise mitigation program. A runway retexturing will be performed in January. Some of the tenant work including American Airlines Admiral's club - the refurbishment's are on schedule.
- b) The Finance & Operations Reports were skipped until Dave Arthur arrived.
- c) GTSA Transactions Report Presentation was presented by Shane Harbinson, Assistant Director, Aviation Department.

Shane Harbinson discussed the GTSA Transactions for November 2011. See below for a year-to-year comparison.



4. ABIA Action Items

- a) Approve 2012 meeting schedule. The motion authorizing action item 4a was approved on Commission Member Ernest Saulmon's motion, Vice Chair Steven Hart's second on a 5-0 vote. Commission Member Mark Segaloff, and Secretary D'Ann Johnson were absent.

Returned to 3b at the arrival of Dave Arthur.

- 3b) Finance & Operations Reports Presentation** was presented by Dave Arthur, Assistant Director, Aviation Department. 2011 was a really good year with enplanements up 6.3% over last fiscal year. Non-airline revenue was up almost 9% over last fiscal year. For 2012 we will be focusing on our operating profit. Our operating profit we are defining as revenue minus operating expenses minus the city overhead which does not include debt service. So just to take a look at our operating profit in 2010 it was 27 million. In 2011 we had 30,755,000 operating budget which was 12.2% better than 2010. If we compare our operating profit to the budget we are almost 10% better than the budget. Our enplanements for October were up 3% over October 2010. The non-airline revenue was up 12% over October of last year.

Continued to 4b.

- b) Authorize award, negotiation, and execution of a contract with **SIEMENS INDUSTRY, INC**, DFW Airport, TX for the purchase of fault tolerant servers and software for the Department of Aviation in an amount not to exceed \$287,822. **SIEMENS INDUSTRY, INC.** is the sole source provider for these services. **The motion authorizing action item 4b was approved on Vice Chair Steven Hart's motion, Commission Member Ernest Saulmon's second on a 5-0 vote. Commission Member Mark Segaloff, and Secretary D'Ann Johnson were absent.**
- c) Authorize award, negotiation, and execution of a contract through the STATE OF TEXAS DEPARTMENT OF INFORMATION RESOURCES (DIR) with **TIME WARNER TELECOM** through the cooperative purchasing program, Austin, TX, for the purchase of telecommunications and internet services for term of 60-month contract in an estimated amount not to exceed \$450,000 with four 12-month extension renewal options in an estimated amount not to exceed \$90,000 for an estimated total not to exceed contract amount of \$810,000. **The motion authorizing action item 4c was approved on Vice Chair Steven Hart's motion, Commission Member George Farris' second on a 5-0 vote. Commission Member Mark Segaloff, and Secretary D'Ann Johnson were absent.**
- d) Authorize the negotiation and execution of a lease agreement with the **United States Transportation Security Administration** for administrative office and support space at the Austin-Bergstrom International Airport for a term of five years commencing on February 28, 2012. **The motion authorizing action item 4d was approved on Commission Member Ernest Saulmon's motion, Commission Member James Kelsey's second on a 5-0 vote. Commission Member Mark Segaloff, and Secretary D'Ann Johnson were absent.**
- e) Approve a resolution opposing the deployment of Advance Imaging Technology Machines at ABIA (Steven Hart and Mark Segaloff). **The motion authorizing action item 4e failed on Vice Chair Steven Hart's motion, Commission Member James Kelsey's second on a 2-3 vote. Commission Member Mark Segaloff and Secretary D'Ann Johnson were absent.**

The following citizens spoke at this time concerning the Advance Imaging Technology. Each speaker was given three minutes to talk.

Ethan Garofolo
Dr. Laura Presley
Jeff Kantoff
Norman Horn

5. NEW BUSINESS

- a) CONRAC Project Update - presented by Shane Harbinson, Assistant Director, Aviation Department. Designing is expected to start after the New Year. A guaranteed maximum price is expected right around the October timeline. They will then go out for bonds in October to fund the project which is right around 130 million. Construction will last for two years.
- b) Briefing on Airport Parking Charges (D'Ann Johnson) - presented by Shane Harbinson, Assistant Director, Aviation Department. The free 30 minute parking has been removed after the opening of the cell phone lot. The users of the cell phone lot can use the installed monitors to check for the status of all flights. There are 50 plus parking spaces that the public can use to wait for a cell phone call from people they are picking up. The idea is that the garage is filling to capacity about three days a week. The cell phone lot is freeing up spaces in the garage. There is an expectation that our revenue will increase 400 to 500 thousand a year by getting rid of the free 30 minute parking.
- c) Briefing on Airline Skycap Services (Dale Murphy) – presented by Gordon Gregory, Station Manager from United Airlines. Mr. Gordon was asked to come and speak on how to facilitate special care passengers from arrival to departure and their use of skycap services. Special needs customers encompass a wide range of people. The most common is one who needs a wheelchair. We need to be prepared for wherever they need the wheelchair. Serving disabled passengers gives us the opportunity to go above and beyond in customer service. The customer will receive a wheelchair at either the curb or the ticket counter. The service provider will take them through the security check point going through the premium lane so they won't have to wait in the normal lane. On arrival we take them to baggage claim and help with baggage. We also help hearing and vision impaired. All free of charge.
- d) Briefing on AAAC attendance - presented by Shane Harbinson, Assistant Director, Aviation Department. This is to update the members, on the alert stage, of the bylaws that you can't miss three consecutive meetings or one third of the meetings in a rolling twelve months. If you are sick it is not counted as an absence so please let us know if your absence is due to an illness.

6. OLD BUSINESS (updates)

- a) Status of action items upon which the Commission has made a recommendation to Council.
(Please note the progress of the following items)

Authorize award and execution of a 36-month requirements supply contract with **PROFESSIONAL POLISH, INC.**, Fort Worth, TX for preventative maintenance, repair services and parts for janitorial equipment at the Aviation and Austin Convention Center Departments in an estimated amount not to exceed \$279,000, with three 12-month extension options in an estimated amount not to exceed \$93,000 per extension option, for a total estimated contract amount not to exceed \$558,000. *[Item went before City Council on December 8, 2011 and passed.]*

Authorize award and execution of a contract with **HUMBLE EQUIPMENT CO., INC.**, Ruston, LA for runway texturing services for the Austin-Bergstrom International Airport in an amount not to exceed \$95,400. *[Item went before City Council on November 10, 2011 and passed.]*

Authorize award and execution of a contract through the Houston-Galveston Area Council of Governments Cooperative Purchasing Program (HGAC) with **NATIONAL BUS SALES & LEASING, INC.**, Marietta, GA for the purchase of ten new passenger shuttle-buses in an amount not to exceed \$819,387.20. *[Item went before City Council on November 10, 2011 and passed.]*

Authorize negotiation and execution of professional services agreements with the following three (3) staff recommended firms (or one of the other qualified responders): **CORGAN ASSOCIATES, INC.**, Dallas, TX; **R.W. ARMSTRONG & ASSOCIATES, INC.**, Austin, TX; and **REYNOLDS, SMITH AND HILLS, INC.**, Austin, TX for Professional Services for the 2012 Austin-Bergstrom International Airport (ABIA) Architectural and Engineering Services Rotation List for a period of two years or until financial authorization is expended, with a total amount not to exceed \$7,500,000 divided among the 3 firms. *[Item went before City Council on November 10, 2011 and passed.]*

Authorize execution of a construction contract with **JD RAMMING PAVING CO, LTD.**, Austin, Texas for the ABIA General Aviation Apron Maintenance 2011 in an amount not to exceed \$374,090.45. *[Item went before City Council on October 20, 2011 and passed.]*

Approve a resolution authorizing **ACCEPTANCE OF GRANTS** from the Federal Aviation Administration, the Department of Homeland Security, and other agencies of the United States Government in an amount not to exceed \$30,000,000 to the City of Austin, Department of Aviation, for Austin-Bergstrom International Airport for Fiscal Year 2011-2012. *[Item went before City Council on October 20, 2011 and passed.]*

b) Properties Lease Agreements – none.

c) General Aviation – none.

7. FUTURE AGENDA ITEMS

8. ADJOURNMENT

Motion to adjourn the meeting was made by Commission Member Ernest Saulmon, Vice Chair Steven Hart's second on a 5-0 vote. Meeting was adjourned at 6:55 p.m.

Date of next meeting: January 10, 2011

AVIATION PROJECTS STATUS REPORT

Sunday, January 01, 2012

1 - Preliminary

Project Name: Information Technology Master Plan

DOA PM: Robert Mercado PWD PM: Estimate: \$1,000,000

FDU Number: 4910-8107-3188 Sub-project ID: 6001.072 ABIA Number: M3188

Project Status: Updated IT Master Plan scope under final review. RFQ to be issued in January 2012.

Project Name: Spoils Stockpile Removal

DOA PM: Richard Chaney PWD PM: Estimate: \$50,000

FDU Number: 4910-8107-3205 Sub-project ID: 6501.027 ABIA Number: L3205

Project Status: Atlantic contacted Richard Chaney to discuss the spoils pile. There is a possibility that they will need all of it. They have indicated that they will have executed an LOI in the very near future and that his "customer" has indicated turning dirt late in 2012.

Project Name: Terminal East Infill Project

DOA PM: Robert Mercado PWD PM: Burton Jones Estimate: \$800,000

FDU Number: 4910-8107-3215 Sub-project ID: 5415.065 ABIA Number: T3215

Project Status: RCA for authority to do the project as Design-Build will be December 15, 2011. Design Criteria package will be done through the ABIA rotation list and final design and construction will be done by a Design-Build firm.

AVIATION PROJECTS STATUS REPORT

Sunday, January 01, 2012

2 - Design/Study

Project Name: Drainage Master Plan

DOA PM: Joe Medici PWD PM: Robert Pirtle Estimate: \$750,000
FDU Number: 4910-8107-3139 Sub-project ID: 5702.007 ABIA Number: M3139
Project Status: Code amendment review form has been distributed to COA departments and comments were due 12/14/2011. Providing answers back to department comments. Coordination meeting with PDR and WPD to discuss comments received.

Project Name: Cooling Tower Repairs

DOA PM: Robert Mercado PWD PM: Estimate: \$400,000
FDU Number: 4910-8107-3143 Sub-project ID: 6001.063 ABIA Number: P3143
Project Status: Final JOC package needs to be prepared. Met with CUP Maintenance to re-confirm scope of work priorities since the project has been inactive for a while. Adjustments to package will now need to be made to scope. Work will need to be done over winter 2012-2013.

Project Name: Environmental Management System

DOA PM: Kane Carpenter PWD PM: Estimate: \$600,000
FDU Number: 4910-8107-3151 Sub-project ID: 5702.008 ABIA Number: M3151
Project Status: GAP analysis completed. Conservation program baseline completed. Draft environmental section guidebook final draft reviewed, consultant working to complete document. Next phase of EMS development to start in early 2012.

Project Name: ABIA Parking Garage and Rental Car Facility (CONRAC)

DOA PM: Janice White PWD PM: Robert Pirtle Estimate: \$2,000,000
FDU Number: 4910-8107-3162 Sub-project ID: 6001.006 ABIA Number: L3162
Project Status: Environmental, geotech, and site survey work complete. Reports still to be completed and issued. Final ABIA LOI to summarize the business terms and financial model parameters ready for signature. Final reimbursement agreement is approved by ABIA and is ready for signature. Design-build agreements under review. Final conference call negotiations ongoing for resolution. Updated schedule received. Reserve allocation plan to be updated. Full NTP for Phase 1 to be issued.

Project Name: IS Building 7355 Emergency Power Improvements

DOA PM: Ben Avila PWD PM: Burton Jones Estimate: \$1,200,000
FDU Number: 4910-8107-3163 Sub-project ID: 6001.067 ABIA Number: P3163
Project Status: Project is In DESIGN Phase. Completing bid documents so can Issue for Bid in JAN-2012.

Project Name: Central Utility Plant Piping Improvements

DOA PM: Robert Mercado PWD PM: Estimate: \$170,000
FDU Number: 4910-8107-3164 Sub-project ID: 6001.065 ABIA Number: P3164
Project Status: This work will be combined with 4910-8107-3143.

Project Name: Terminal Expansion Joint Improvements

DOA PM: Janice White PWD PM: Robin Camp Estimate: \$675,000
FDU Number: 4910-8107-3167 Sub-project ID: 5415.049 ABIA Number: T3167
Project Status: Proposal accepted from RS&H. Kickoff meeting being scheduled.

AVIATION PROJECTS STATUS REPORT

Sunday, January 01, 2012

Project Name: Terminal Electrical System Reliability Improvements

DOA PM: Ben Avila PWD PM: Estimate: \$400,000
FDU Number: 4910-8107-3168 Sub-project ID: 5415.050 ABIA Number: T3168
Project Status: Project is in DESIGN Phase. Plan is for DOA P&E staff to complete DESIGN work bid documents by MAR-2012 for COA JOC work proposal.

Project Name: Terminal HVAC Unit Access Improvements

DOA PM: Ben Avila PWD PM: Burton Jones Estimate: \$1,500,000
FDU Number: 4910-8107-3171 Sub-project ID: 5415.053 ABIA Number: T3171
Project Status: Project is in DESIGN Phase. Completing bid documents so can Issue for Bid JAN-2012.

Project Name: Terminal Area Spall Improvements

DOA PM: Robert Mercado PWD PM: Estimate: \$620,000
FDU Number: 4910-8107-3172 Sub-project ID: 5415.054 ABIA Number: T3172
Project Status: 100% Design Documents submitted to DoA for final review.

Project Name: ABIA Terminal Fire Protection Improvements - Ph. 2

DOA PM: Richard Chaney PWD PM: Robert Pirtle Estimate: \$5,700,000
FDU Number: 4910-8107-3176 Sub-project ID: 5415.056 ABIA Number: T3176
Project Status: Project design and CA services will be assigned to RW Armstrong off of the new ABIA RL list in January 2012

Project Name: Wildlife Hazard Assessment - Grant 54

DOA PM: Joe Medici PWD PM: Jules Parrish Estimate: \$266,667
FDU Number: 4910-8107-3179 Sub-project ID: 6000.054 ABIA Number: M3179
Project Status: Invitations sent to Operations staff for classroom and field training classes scheduled for 1/12/2012. Final draft report due 1/9/2012.

Project Name: ABIA Campus Signage Improvements Phase 2

DOA PM: Janice White PWD PM: Robin Camp Estimate: \$3,000,000
FDU Number: 4910-8107-3180 Sub-project ID: 6001.068 ABIA Number: L3180
Project Status: Landside signage documents approved and issued for proposal. Pre-submittal meeting scheduled for January 11. Design team completing terminal directory construction documents and design work. Design team continuing with variable message display sign locations and design - still to be issued for review and approval.

Project Name: Terminal Improvements and Repairs - FY 2011

DOA PM: Robert Hengst PWD PM: Burton Jones Estimate: \$5,900,000
FDU Number: 4910-8107-3190 Sub-project ID: 5415.059 ABIA Number: T3190
Project Status: The preliminary engineering report/drawings have been received. Comments are due back from staff 1/11/2011, with a design charrette scheduled for 1/17/2011.

Project Name: New Employee Parking Lot

DOA PM: Dale Thompson PWD PM: John Wepryk Estimate: \$10,000,000
FDU Number: 4910-8107-3195 Sub-project ID: 6001.074 ABIA Number: L3195
Project Status: Anticipate receiving the 90% submittal in late January.

AVIATION PROJECTS STATUS REPORT

Sunday, January 01, 2012

Project Name: Presidential Boulevard Roadway Safety and Security Improvements

DOA PM: Robert Hengst PWD PM: Alison von Stein Estimate: \$4,650,000

FDU Number: 4910-8107-3196 Sub-project ID: 6001.075 ABIA Number: L3196

Project Status: Design is ongoing. 60% review drawings are expect in early January for review.

Project Name: IS Security System Upgrade Migration

DOA PM: Michelle Moheet PWD PM: Estimate: \$200,000

FDU Number: 4910-8107-3200 Sub-project ID: 6001.077 ABIA Number: P3200

Project Status: Development of specifications continues.

Project Name: IS Sec. Workstations & Archive Servers

DOA PM: Michelle Moheet PWD PM: Estimate: \$215,000

FDU Number: 4910-8107-3201 Sub-project ID: 6001.078 ABIA Number: P3201

Project Status: Development of specifications continues.

Project Name: Presidential Blvd Pavement Rehab and Resurfacing

DOA PM: Robert Hengst PWD PM: Larry Mendez Estimate: \$1,000,000

FDU Number: 4910-8107-3206 Sub-project ID: 6001.082 ABIA Number: L3206

Project Status: Design is ongoing.

Project Name: Bldg 6005 Improvements - Phase II (P&E)

DOA PM: Janice White PWD PM: Robert Pirtle Estimate: \$2,500,000

FDU Number: 4910-8107-3217 Sub-project ID: 6001.084 ABIA Number: L3217

Project Status: Design for LRC HVAC will be done as a part of this project; construction will be with another FDU in FY2013. Design team to study a future Phase 3 scope of work. Kickoff meeting for Phase 2 to be held in mid-January. Meetings held with Audit and HR to discuss upcoming project. Project will be required to meet LEED silver COA requirement. Commissioning consultant added to team to meet this requirement.

AVIATION PROJECTS STATUS REPORT

Sunday, January 01, 2012

3 - Bid/Award

Project Name: IS Bldg 7355 Fire Protection Improvements

DOA PM: Robert Mercado PWD PM: Burton Jones Estimate: \$1,200,000

FDU Number: 4910-8107-3141 Sub-project ID: 6001.062 ABIA Number: P3141

Project Status: Pre-Bid date is estimated to be January 17, 2012.

Project Name: West Perimeter Road Rehabilitation

DOA PM: Robert Hengst PWD PM: Estimate: \$200,000

FDU Number: 4910-8107-3198 Sub-project ID: 6000.057 ABIA Number: A3198

Project Status: Street & Bridge (Luis Soto) is preparing a proposal for cost and schedule.

4 - Construction/Execution

Project Name: Neutral Host System

DOA PM: Robert Hengst PWD PM: Estimate: \$579,627

FDU Number: 4910-8107-3107 Sub-project ID: 6501.011 ABIA Number: U3107

Project Status: Construction is underway and should be complete by January 2012.

Project Name: Airside Demolition

DOA PM: Dale Thompson PWD PM: Darryl Haba Estimate: \$775,000

FDU Number: 4910-8107-3125 Sub-project ID: 6000.045 ABIA Number: A3125

Project Status: The demo of the former parachute shop is complete. Bldg 8145 remains to be demo'd, and that work will begin after the contractor completes some work on the Noise Mitigation property. Currently working w/ AE to have electrical service terminated to Bldg 8145.

Project Name: Noise Mitigation Program Implementation - Grant 40

DOA PM: Melinda Ruby PWD PM: Estimate: \$5,100,000

FDU Number: 4910-8107-3132 Sub-project ID: 5696.001 ABIA Number: N3132

Project Status: Mobile Home Park: We have made offers on twelve (12) mobile homes. All twelve (12) offers have been accepted. We have purchased eleven (11) mobile homes. The remaining one (1) mobile home is pending acquisition until the owner finds land and decides on retaining the mobile home. Of the eleven (11) acquired mobile homes, three (3) are currently occupied by tenants and eight (8) are vacant. Asbestos testing is being conducted on the vacant homes, and results are expected by the beginning of January, 2012. Jet/ Patton Lane: We made an offer to Grace Lehto on the two large tracts fronting Jet Lane. She has indicated that she is going to execute the City's contract. We expect to receive a contract from her on December 2, 2011. Twenty-eight (28) acquisition offers have been made to-date. We have closed on twenty-four (24) parcels. Four (4) owners decided not to sell their properties to the City. Austin Water Utility has shown an interest in purchasing Noise Program lots on Patton Avenue to construct a centralized odor control facility to provide odor control and corrosion protection for the Govalle Wastewater Tunnel. This process is on hold pending a mutual agreement between AWU and the Aviation Department on which lots will be conveyed. Single Family Parcels: 1325 Dalton Lane We closed on this property, and it is now vacant. Asbestos testing has been conducted and we are awaiting test results.

Project Name: Noise Mitigation Program Implementation - Grant 44

DOA PM: Melinda Ruby PWD PM: Estimate: \$1,834,511

FDU Number: 4910-8107-3137 Sub-project ID: 5696.001 ABIA Number: N3137

Project Status: Refer to N3132 for Project Status.

Project Name: Airfield Lighting Control and Monitoring System - Grant 55

DOA PM: Dale Thompson PWD PM: Robin Camp Estimate: \$1,200,000

FDU Number: 4910-8107-3142 Sub-project ID: 6000.047 ABIA Number: A3142

Project Status: Contractor preparing submittals; anticipate NTP in late January.

Project Name: General Aviation Apron Rehabilitation

DOA PM: Robert Hengst PWD PM: Craig Russell Estimate: \$650,000

FDU Number: 4910-8107-3147 Sub-project ID: 6000.050 ABIA Number: A3147

Project Status: Contract issues have been resolved, but construction has been delayed until warmer weather, estimated at April 2012.

Project Name: Noise Mitigation Program Implementation - Grant 50

DOA PM: Melinda Ruby PWD PM: Estimate: \$5,887,907

FDU Number: 4910-8107-3150 Sub-project ID: 5696.001 ABIA Number: N3150

Project Status: Refer to N3132 for Project Status.

AVIATION PROJECTS STATUS REPORT

Sunday, January 01, 2012

Project Name: Noise Mitigation Program Implementation - Grant 46

DOA PM: Melinda Ruby PWD PM: Estimate: \$1,952,418
FDU Number: 4910-8107-3154 Sub-project ID: 5696.001 ABIA Number: N3154
Project Status: Refer to N3132 for Project Status.

Project Name: Remain Over Night Apron, Phase 2 - Grants 49/55

DOA PM: Dale Thompson PWD PM: Robert Pirtle Estimate: \$9,000,000
FDU Number: 4910-8107-3156 Sub-project ID: 6000.051 ABIA Number: A3156
Project Status: Contractor given NTP on 7/18/11. Concrete work to begin in January.

Project Name: Noise Mitigation Program Implementation - Grant 51

DOA PM: Melinda Ruby PWD PM: Estimate: \$2,575,000
FDU Number: 4910-8107-3157 Sub-project ID: 5696.001 ABIA Number: N3157
Project Status: Refer to N3132 for Project Status.

Project Name: Noise Mitigation Program Implementation - Grant 52

DOA PM: Melinda Ruby PWD PM: Estimate: \$2,701,610
FDU Number: 4910-8107-3174 Sub-project ID: 5696.001 ABIA Number: N3174
Project Status: Refer to N3132 for Project Status.

Project Name: Noise and Flight Track System Update

DOA PM: Stephen Dick PWD PM: Estimate: \$625,000
FDU Number: 4910-8107-3177 Sub-project ID: 5696.003 ABIA Number: N3177
Project Status: All hardware and software has been installed. B&K is currently working on system configuration. Software training is scheduled for January 4-6. The system should be ready for site acceptance demonstration by mid-February with a 30 day test period to follow. The project should be completed and accepted by mid-March.

Project Name: Noise Mitigation Program - Land Exchange

DOA PM: Melinda Ruby PWD PM: Estimate: \$31,100
FDU Number: 4910-8107-3183 Sub-project ID: 5696.001 ABIA Number: N3183
Project Status: Refer to N3132 for Project Status.

Project Name: Bldg 6005 Improvements - Phase I (P&E)

DOA PM: Janice White PWD PM: Estimate: \$500,000
FDU Number: 4910-8107-3189 Sub-project ID: 6001.073 ABIA Number: P3189
Project Status: Updated schedule received. Schedule for submittals requested. Pre-construction meeting scheduled for January 5. Coordination ongoing with IT, Kay, Stephen, and Noise Office.

Project Name: Baggage System Servers

DOA PM: Robert Hengst PWD PM: Estimate: \$300,000
FDU Number: 4910-8107-3192 Sub-project ID: 5415.061 ABIA Number: T3192
Project Status: Council approved purchase. PO has been cut and work will commence in January.

Project Name: Regional Stormwater Management Program

DOA PM: Joe Medici PWD PM: Estimate: \$1,494,164
FDU Number: 4910-8107-3194 Sub-project ID: 5702.009 ABIA Number: M3194
Project Status: Implementing Program with the assistance of Public Works.

AVIATION PROJECTS STATUS REPORT

Sunday, January 01, 2012

Project Name: IS Building 7355 Office Renovations

DOA PM: Ben Avila PWD PM: Burton Jones Estimate: \$300,000
FDU Number: 4910-8107-3197 Sub-project ID: 6001.076 ABIA Number: P3197
Project Status: Project is in CONST Phase. Sub-Comp date scheduled to be in FEB-2012.

Project Name: Terminal Elevated Roadway Spalling Improvements

DOA PM: Robert Mercado PWD PM: Estimate: \$400,000
FDU Number: 4910-8107-3199 Sub-project ID: 5415.062 ABIA Number: L3199
Project Status: Construction ongoing.

Project Name: IS Carpet

DOA PM: Mike Robinson PWD PM: Estimate: \$142,000
FDU Number: 4910-8107-3204 Sub-project ID: 6001.081 ABIA Number: P3204
Project Status: Work ongoing.

Project Name: Runway Retexturing

DOA PM: Chris Graham PWD PM: Estimate: \$95,400
FDU Number: 4910-8107-3207 Sub-project ID: 6000.058 ABIA Number: A3207
Project Status: Work to commence in January 2012.

Project Name: ARFF Vehicle - 3000 Gallon - Grant 56

DOA PM: Shane Harbinson PWD PM: Estimate: \$1,300,000
FDU Number: 4910-8107-3210 Sub-project ID: 6501.028 ABIA Number: P3210
Project Status: Purchasing process initiated. Met with the FAA for specification guidelines.

TENANT PROJECTS STATUS REPORT

Sunday, January 01, 2012

1 - Preliminary

Project Name: Ascend Hangar Facility Development

Project Sponsor/Client: Ascend

DOA PM: Richard Chaney

ABIA Number: F5001.01

Sub-project ID:

Estimate: \$0

Project Status: ASCEND requested another meeting with ABIA management to discuss status.

Project Name: DNC Annie's Café

Project Sponsor/Client: DNC

DOA PM: Richard Chaney

ABIA Number: F4005.26

Sub-project ID:

Estimate: \$400,000

Project Status: DNC has submitted REV 4A for consideration to management.

Project Name: DNC Security Camera & Entry keypad @ office 1300

Project Sponsor/Client: DNC

DOA PM: Richard Chaney

ABIA Number: F4005.30

Sub-project ID:

Estimate: \$4,000

Project Status: In addition to the CPIS, DNC to provide additional requested information.

TENANT PROJECTS STATUS REPORT

Sunday, January 01, 2012

2 - Design

Project Name: DNC Austin Java & Austin Chronicle Refurbishment 2011

Project Sponsor/Client: DNC

DOA PM: Richard Chaney

ABIA Number: F4005.29

Sub-project ID:

Estimate: \$225,000

Project Status: Permitting documents received.

Project Name: DNC BookPeople Refurbishment 2011

Project Sponsor/Client: DNC

DOA PM: Richard Chaney

ABIA Number: F4005.28

Sub-project ID:

Estimate: \$150,000

Project Status: Permitting documents received.

TENANT PROJECTS STATUS REPORT

Sunday, January 01, 2012

4 - Construction/Execution

Project Name: ACE Signage

Project Sponsor/Client: ACE

DOA PM: Richard Chaney

ABIA Number: F8001.02

Sub-project ID:

Estimate: \$0

Project Status: Ongoing.

Project Name: Armed Forces Reserve Center & Vehicle Maintenance Facility

Project Sponsor/Client: AFRC VMF

DOA PM: Richard Chaney

ABIA Number: F6005.02

Sub-project ID:

Estimate: \$41,500,000

Project Status: Site work continues, structures being raised. Project moving forward without any major issues. Temp crane NRA studies complete.

Project Name: HDS RNA/NGSI Austin Article

Project Sponsor/Client: HDS RNA/NGSI

DOA PM: Richard Chaney

ABIA Number: F4008.08

Sub-project ID:

Estimate: \$50,000

Project Status: Pre-construction meeting held 22Dec2011.

Project Name: HDS RNA/NGSI Virgin/Ruta Maya Coffee

Project Sponsor/Client: HDS RNA/NGSI

DOA PM: Richard Chaney

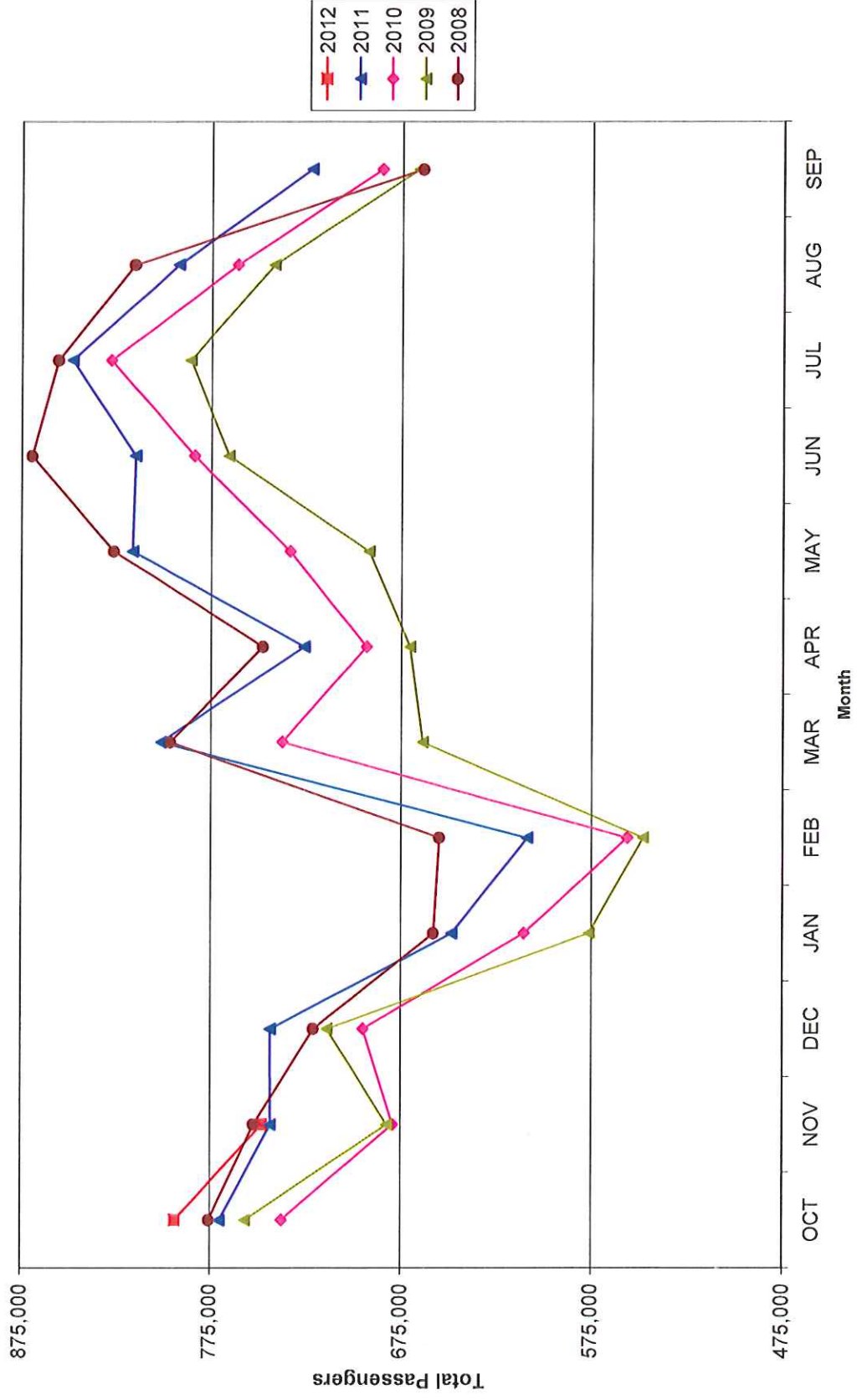
ABIA Number: F4008.07

Sub-project ID:

Estimate: \$300,000

Project Status: Pre-construction meeting held 22Dec2011.

AUSTIN PASSENGER TRAFFIC Fiscal Year 2012 vs 2011



Austin-Bergstrom International Airport

Aviation Activity Report

Fiscal Year 2012 vs 2011

	11/2011	11/2010	Percent Change	10/2011 - 11/2011	10/2010 - 11/2010	Percent Change
<u>Passenger Activity</u>						
Domestic Enplaned Revenue	366,603	363,767	0.78	749,683	736,311	1.82
Domestic Deplaned Revenue	364,604	362,592	0.55	755,368	741,811	1.83
International Enplaned Revenue	0	0	0.00	0	0	0.00
International Deplaned Revenue	0	0	0.00	173	0	0.00
Domestic Enplaned Non-Revenue	8,583	8,725	-1.63	18,846	18,087	4.20
Domestic Deplaned Non-Revenue	7,814	8,195	-4.65	17,142	17,067	0.44
International Enplaned Non-Revenue	0	0	0.00	0	0	0.00
International Deplaned Non-Revenue	0	0	0.00	32	0	0.00
South Terminal-Intl Enplaned Revenue	0	0	0.00	0	0	0.00
South Terminal-Intl Deplaned Revenue	0	0	0.00	0	0	0.00
South Terminal-Intl Enplaned Non-Revenue	0	0	0.00	0	0	0.00
South Terminal-Intl Deplaned Non-Revenue	0	0	0.00	0	0	0.00
Passenger Totals	747,604	743,279	0.58	1,541,244	1,513,276	1.85

CURRENT PASSENGER RECORD = 869,308

RECORD SET = JUNE 2008

Aircraft Operations

Air Carrier	7,718	7,678	0.52	15,746	15,575	1.10
Commuter & Air Taxi	1,423	1,650	-13.76	3,021	3,377	-10.54
Military	453	560	-19.11	948	1,024	-7.42
General Aviation						
Itinerant	4,232	4,936	-14.26	8,786	10,657	-17.56
Local	196	276	-28.99	404	456	-11.40
Total G.A.	4,428	5,212	-15.04	9,190	11,113	-17.30
Total Operations	14,022	15,100	-7.14	28,905	31,089	-7.02

Austin-Bergstrom International Airport

Aviation Activity Report

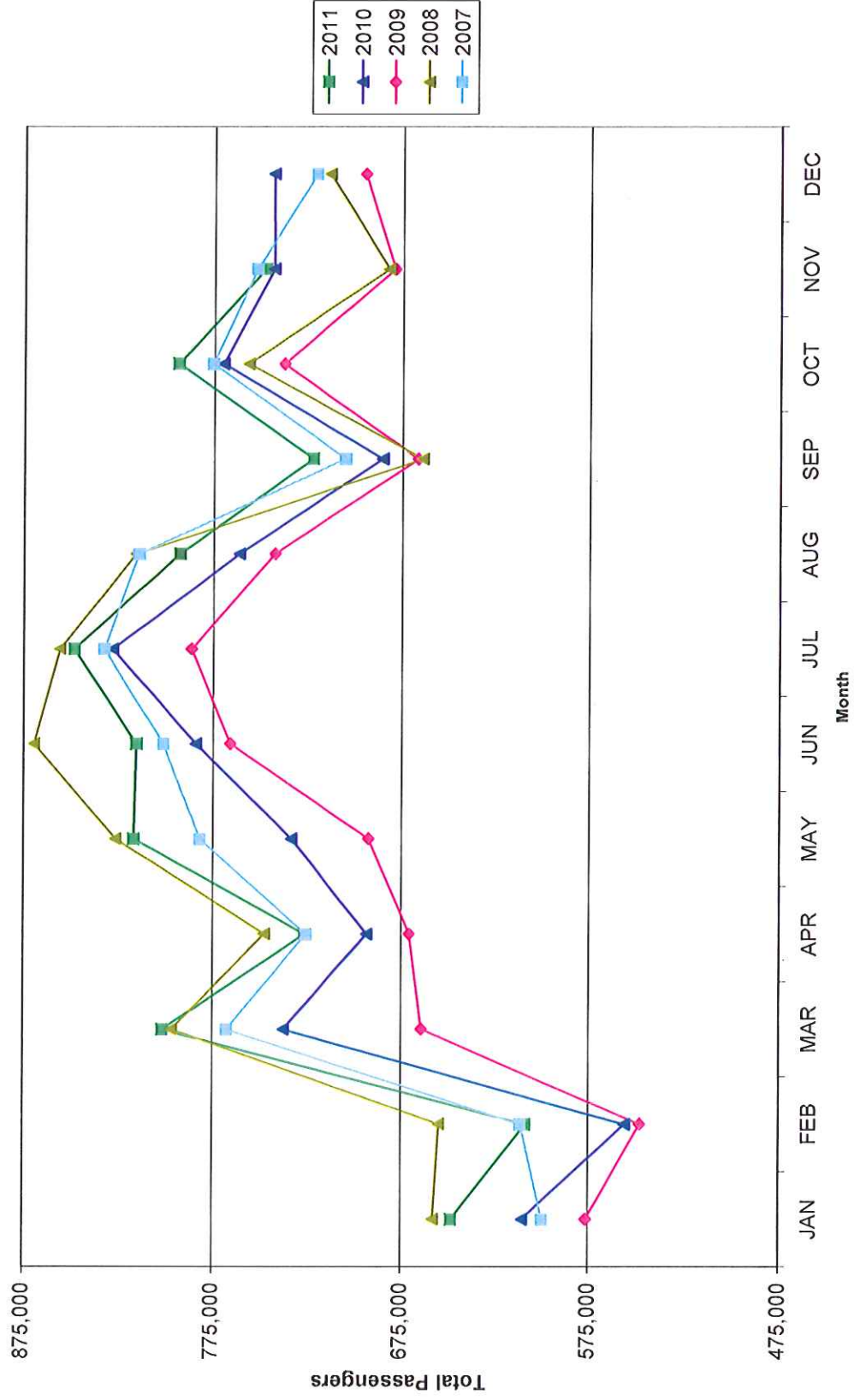
Fiscal Year 2012 vs 2011

	11/2011	11/2010	Percent Change	10/2011 - 11/2011	10/2010 - 11/2010	Percent Change
<u>Cargo Activity</u>						
Mail						
Domestic Enplaned Mail	81,594	288,101	-71.68	142,101	430,137	-66.96
Domestic Deplaned Mail	178,987	219,402	-18.42	344,526	489,844	-29.67
International Enplaned Mail	0	0	0.00	0	0	0.00
International Deplaned Mail	0	0	0.00	0	0	0.00
South Terminal-Intl Enplaned Mail	0	0	0.00	0	0	0.00
South Terminal-Intl Deplaned Mail	0	0	0.00	0	0	0.00
Mail Totals	260,581	507,503	-48.65	486,627	919,981	-47.10
Cargo						
Domestic Enplaned Cargo	5,062,120	4,727,308	7.08	10,244,078	10,029,419	2.14
Domestic Deplaned Cargo	5,447,875	4,942,139	10.23	10,901,384	10,376,433	5.06
International Enplaned Cargo	558,626	331,709	68.41	1,184,522	775,754	52.69
International Deplaned Cargo	582,943	387,761	50.34	1,060,587	703,170	50.83
South Terminal-Intl Enplaned Cargo	0	0	0.00	0	0	0.00
South Terminal-Intl Deplaned Cargo	0	0	0.00	0	0	0.00
Cargo Totals	11,651,564	10,388,917	12.15	23,390,571	21,884,776	6.88
Belly Freight						
Domestic Enplaned Belly Freight	466,296	570,340	-18.24	938,079	1,063,921	-11.83
Domestic Deplaned Belly Freight	407,337	469,145	-13.17	818,926	972,085	-15.76
International Enplaned Belly Freight	0	0	0.00	0	0	0.00
International Deplaned Belly Freight	0	0	0.00	0	0	0.00
South Terminal-Intl Enplaned Belly Frt	0	0	0.00	0	0	0.00
South Terminal-Intl Deplaned Belly Frt	0	0	0.00	0	0	0.00
Belly Freight Totals	873,633	1,039,485	-15.96	1,757,005	2,036,006	-13.70
Cargo Totals (Mail, Cargo, Belly Freight)	12,785,778	11,935,905	7.12	25,634,203	24,840,763	3.19

CURRENT CARGO RECORD = 40,215,518

RECORD SET = MARCH 2001

AUSTIN PASSENGER TRAFFIC
Calendar Year 2011 vs 2010



Austin-Bergstrom International Airport

Aviation Activity Report

Calendar Year 2011 vs 2010

	11/2011	11/2010	Percent Change	01/2011 - 11/2011	01/2010 - 11/2010	Percent Change
<u>Passenger Activity</u>						
Domestic Enplaned Revenue	366,603	363,767	0.78	4,045,406	3,835,626	5.47
Domestic Deplaned Revenue	364,604	362,592	0.55	4,050,179	3,847,607	5.26
International Enplaned Revenue	0	0	0.00	4,546	2,527	79.90
International Deplaned Revenue	0	0	0.00	4,726	2,575	83.53
Domestic Enplaned Non-Revenue	8,583	8,725	-1.63	111,503	110,107	1.27
Domestic Deplaned Non-Revenue	7,814	8,195	-4.65	102,957	101,939	1.00
International Enplaned Non-Revenue	0	0	0.00	34	0	0.00
International Deplaned Non-Revenue	0	0	0.00	63	0	0.00
South Terminal-Intl Enplaned Revenue	0	0	0.00	0	0	0.00
South Terminal-Intl Deplaned Revenue	0	0	0.00	0	0	0.00
South Terminal-Intl Enplaned Non-Revenue	0	0	0.00	0	0	0.00
South Terminal-Intl Deplaned Non-Revenue	0	0	0.00	0	0	0.00
Passenger Totals	747,604	743,279	0.58	8,319,414	7,900,381	5.30

CURRENT PASSENGER RECORD = 869,308

RECORD SET = JUNE 2008

Aircraft Operations

Air Carrier	7,718	7,678	0.52	87,299	85,070	2.62
Commuter & Air Taxi	1,423	1,650	-13.76	16,519	16,360	0.97
Military	453	560	-19.11	6,303	6,424	-1.88
General Aviation						
Itinerant	4,232	4,936	-14.26	50,079	51,059	-1.92
Local	196	276	-28.99	2,855	3,104	-8.02
Total G.A.	4,428	5,212	-15.04	52,934	54,163	-2.27
Total Operations	14,022	15,100	-7.14	163,055	162,017	0.64

Austin-Bergstrom International Airport

Aviation Activity Report

Calendar Year 2011 vs 2010

	11/2011	11/2010	Percent Change	01/2011 - 11/2011	01/2010 - 11/2010	Percent Change
<u>Cargo Activity</u>						
Mail						
Domestic Enplaned Mail	81,594	288,101	-71.68	1,205,888	2,145,505	-43.79
Domestic Deplaned Mail	178,987	219,402	-18.42	2,528,797	2,810,392	-10.02
International Enplaned Mail	0	0	0.00	0	0	0.00
International Deplaned Mail	0	0	0.00	0	0	0.00
South Terminal-Intl Enplaned Mail	0	0	0.00	0	0	0.00
South Terminal-Intl Deplaned Mail	0	0	0.00	0	0	0.00
Mail Totals	260,581	507,503	-48.65	3,734,685	4,955,897	-24.64
Cargo						
Domestic Enplaned Cargo	5,062,120	4,727,308	7.08	57,086,805	56,688,215	0.70
Domestic Deplaned Cargo	5,447,875	4,942,139	10.23	58,167,034	58,394,229	-0.39
International Enplaned Cargo	558,626	331,709	68.41	5,082,091	3,419,169	48.64
International Deplaned Cargo	582,943	387,761	50.34	4,743,574	4,279,485	10.84
South Terminal-Intl Enplaned Cargo	0	0	0.00	0	0	0.00
South Terminal-Intl Deplaned Cargo	0	0	0.00	0	0	0.00
Cargo Totals	11,651,564	10,388,917	12.15	125,079,504	122,781,098	1.87
Belly Freight						
Domestic Enplaned Belly Freight	466,296	570,340	-18.24	5,040,048	6,174,518	-18.37
Domestic Deplaned Belly Freight	407,337	469,145	-13.17	5,170,622	5,596,950	-7.62
International Enplaned Belly Freight	0	0	0.00	0	0	0.00
International Deplaned Belly Freight	0	0	0.00	0	0	0.00
South Terminal-Intl Enplaned Belly Frt	0	0	0.00	0	0	0.00
South Terminal-Intl Deplaned Belly Frt	0	0	0.00	0	0	0.00
Belly Freight Totals	873,633	1,039,485	-15.96	10,210,670	11,771,468	-13.26
Cargo Totals (Mail, Cargo, Belly Freight)	12,785,778	11,935,905	7.12	139,024,859	139,508,463	-0.35

CURRENT CARGO RECORD = 40,215,518

RECORD SET = MARCH 2001

CITY OF AUSTIN
AUSTIN-BERGSTROM INTERNATIONAL AIRPORT
Airport Operating Fund 5070
Income Statement - For Internal Use Only
Fiscal Year to Date for 2 Months ended November 30, 2011

	Amended Budget	Budget Annualized 2 months	Year to Date w/ Encumb	Y-T-D Variance Fav (Unfav)	Y-T-D % Variance Fav (Unfav)
REVENUE					
AIRLINE REVENUE					
Landing Fees	20,282,000	3,380,333	2,916,014	(464,319)	(13.7%)
Terminal Rental & Other Fees	20,690,000	3,448,333	3,341,138	(107,195)	(3.1%)
TOTAL AIRLINE REVENUE	40,972,000	6,828,666	6,257,152	(571,514)	(8.4%)
NON-AIRLINE REVENUE					
Parking	26,422,000	4,403,667	5,101,946	698,279	15.9%
Other Concessions	16,267,000	2,711,167	2,888,582	177,415	6.5%
Other Rentals and Fees	6,367,000	1,061,167	1,078,316	17,149	1.6%
TOTAL NON-AIRLINE REVENUE	49,056,000	8,176,001	9,068,844	892,843	10.9%
Interest Income	236,000	39,333	20,648	(18,685)	(47.5%)
TOTAL REVENUE	90,264,000	15,044,000	15,346,644	302,644	2.0%
OPERATING REQUIREMENTS					
Fac Mgmt, Ops and Airport Security	35,997,486	6,000,780	5,632,149	368,631	6.1%
Airport Planning and Development	1,648,359	274,781	280,425	(5,644)	(2.1%)
Support Services	10,380,139	1,730,370	1,449,954	280,416	16.2%
Business Services	9,440,813	1,573,784	1,482,637	91,147	5.8%
TOTAL OPERATING EXPENSES	57,466,797	9,579,715	8,845,165	734,550	7.7%
Debt Service					
GO Debt Service Fund	30,053	5,010	7,513	(2,503)	(50.0%)
2003 Series Airport Revenue Bond DS	10,171,269	1,695,551	1,023,000	672,551	39.7%
2005 Variable rate Notes (Swap)	17,606,948	2,935,078	3,352,065	(416,987)	(14.2%)
2005 Variable rate Notes Fees	3,589,598	598,386	550,707	47,679	8.0%
\$28 Million Variable Rate Note	1,306,840	217,850	5,853	211,997	97.3%
PFC Debt Service Funding	(13,679,803)	(2,280,423)	(2,210,541)	(69,882)	3.1%
TOTAL Net Debt Service	19,024,905	3,171,452	2,728,597	442,855	14.0%
OTHER REQUIREMENTS					
Workers' Compensation	329,622	54,948	54,936	12	0.0%
Citywide Administrative Support	1,563,714	260,671	260,619	52	0.0%
Communications & Technology Mgmt	1,201,393	200,272	200,232	40	0.0%
Accrued Payroll	55,800	9,302	9,300	2	0.0%
Additional Retirement Contribution	1,284,727	214,164	189,950	24,214	11.3%
Compensation Adjustment	22,425	3,738	2,429	1,309	35.0%
Wage Adjustment Market	98,914	16,489	0	16,489	100.0%
Liability Reserve	20,000	3,334	3,332	2	0.1%
Operating Reserve	291,000	48,510	0	48,510	100.0%
CTECC	141,930	23,660	23,655	5	0.0%
Trunked Radio Allocation	89,190	14,868	14,864	4	0.0%
TOTAL OTHER REQUIREMENTS	5,098,715	849,956	759,317	90,639	10.7%
TOTAL REQUIREMENTS	81,590,417	13,601,123	12,333,079	1,268,044	9.3%
EXCESS (DEFICIT) OF TOTAL AVAILABLE FUNDS OVER TOTAL REQUIREMENTS	8,673,583	1,442,877	3,013,565	1,570,688	108.9%

CITY OF AUSTIN
AUSTIN-BERGSTROM INTERNATIONAL AIRPORT
FUND SUMMARY COMPARISON

This month - This Year vs. Last Year
FY12 (Nov 11) vs FY11 (Nov 10)

Airline Revenue	FY12 Nov-11	FY11 Nov-10	Fav (Unfav) \$ Variance	Fav (Unfav) % Variance
Landing Fees	1,308,803	1,521,952	(213,149)	(14.0%)
Terminal Rental & Other Fees	1,633,387	1,694,112	(60,725)	(3.6%)
Total Airline Revenue	2,942,190	3,216,064	(273,874)	(8.5%)
Non-Airline Revenue				
Parking	2,417,559	2,167,010	250,549	11.6%
Food/Beverage & Retail	438,140	391,570	46,570	11.9%
Rental Car	814,925	819,437	(4,512)	(0.6%)
Advertising	67,226	27,934	39,292	140.7%
Ads Barter Revenue	2,285	3,125	(840)	(26.9%)
Other Concessions	58,931	60,557	(1,626)	(2.7%)
Other Rentals and Fees *	565,321	487,231	78,090	16.0%
Total Non-Airline Revenue	4,364,387	3,956,864	407,523	10.3%
Interest Income	5,393	15,217	(9,834)	(64.6%)
Total Operating Revenue	7,311,960	7,188,145	123,815	1.7%
Operating Requirements				
Fac Mgmt, Ops and Airport Security *	2,970,505	3,060,326	89,821	2.9%
Airport Planning and Development	155,802	140,761	(15,041)	(10.7%)
Support Services	590,774	553,616	(37,158)	(6.7%)
Business Services	745,317	698,496	(46,821)	(6.7%)
Total Operating Expense	4,462,398	4,453,199	(9,199)	(0.2%)
Debt Service				
GO Debt Service Fund	0	0	0	N/A
2003 Series Airport Revenue Bond DS	221,000	376,000	155,000	41.2%
2005 Variable rate Notes (Swap)	1,051,327	1,872,479	821,152	43.9%
2005 Variable rate Notes Fees	0	496	496	100.0%
\$28 Million Variable Rate Note	0	5,907	5,907	100.0%
PFC Debt Service Funding	0	(1,001,722)	(1,001,722)	(100.0%)
Total Debt Service	1,272,327	1,253,160	(19,167)	(1.5%)
Other Requirements				
Workers' Compensation	27,468	27,830	362	1.3%
Citywide Administrative Support	130,310	(141,362)	(271,672)	192.2%
Communications & Technology Mgmt	100,116	122,137	22,021	18.0%
Accrued Payroll	4,650	8,670	4,020	46.4%
Additional Retirement Contribution	93,355	78,131	(15,224)	(19.5%)
Compensation Adjustment	2,429	68	(2,361)	(347.2%)
CTECC	11,827	4,766	(7,061)	(148.2%)
Trunked Radio Allocation	7,432	9,410	1,978	21.0%
Liability Reserve	1,666	1,917	251	13.1%
Total Other Requirements	379,253	111,567	(267,686)	(239.9%)
Total Requirements	6,113,978	5,817,926	(296,052)	(5.1%)

SURPLUS (DEFICIT) OF TOTAL AVAILABLE
FUNDS OVER TOTAL REQUIREMENTS \$ 1,197,982 \$ 1,370,219 \$ (172,237) (12.6%)

* FY 2011 Bldg Maint and Fac Svcs expense refunds are stated as revenue to be consistent with FY 2012

Fiscal YTD - This Year vs. Last Year
FY12 (Oct 11 - Nov 11) vs FY11 (Oct 10 - Nov 10)

	FY12 YTD Nov-11	FY11 YTD Nov-10	Fav (Unfav) \$ Variance	Fav (Unfav) % Variance
	2,916,014	3,036,538	(120,524)	(4.0%)
	3,341,138	3,376,266	(35,128)	(1.0%)
	6,257,152	6,412,804	(155,652)	(2.4%)
	5,101,946	4,465,443	636,503	14.3%
	961,759	882,512	79,247	9.0%
	1,667,689	1,658,391	9,298	0.6%
	131,183	55,869	75,314	134.8%
	4,570	6,250	(1,680)	(26.9%)
	123,381	119,310	4,071	3.4%
	1,078,316	958,371	119,945	12.5%
	9,068,844	8,146,146	922,698	11.3%
	20,648	46,115	(25,467)	(55.2%)
	15,346,644	14,605,065	741,579	5.1%
	5,632,149	6,124,730	492,581	8.0%
	280,425	306,055	25,630	8.4%
	1,449,954	1,704,534	254,580	14.9%
	1,482,637	1,496,516	13,879	0.9%
	8,845,165	9,631,835	786,670	8.2%
	7,513	7,525	12	0.2%
	1,023,000	751,000	(272,000)	(36.2%)
	3,352,065	3,728,875	376,810	10.1%
	550,707	465,797	(84,910)	(18.2%)
	5,853	11,760	5,907	50.2%
	(2,210,541)	(2,198,784)	11,757	0.5%
	2,728,597	2,766,173	37,576	1.4%
	54,936	55,649	713	1.3%
	260,619	282,893	22,274	7.9%
	200,232	244,225	43,993	18.0%
	9,300	17,337	8,037	46.4%
	189,950	156,262	(33,688)	(21.6%)
	2,429	158	(2,271)	(143.7%)
	23,655	9,529	(14,126)	(148.2%)
	14,864	18,816	3,952	21.0%
	3,332	3,834	502	13.1%
	759,317	788,703	29,386	3.7%
	12,333,079	13,186,711	853,632	6.5%
	\$ 3,013,565	\$ 1,418,354	\$ 1,595,211	112.5%

CITY OF AUSTIN
AUSTIN-BERGSTROM INTERNATIONAL AIRPORT
Non-Airline Revenue Detail

This month - This Year vs. Last Year
FY12 (Nov 11) vs FY11 (Nov 10)

Fiscal YTD - This Year vs. Last Year
FY12 (Oct 11 - Nov 11) vs FY11 (Oct 10 - Nov 10)

	November 2011	November 2010	Fav (Unfav) Variance	Fav (Unfav) %	YTD FY12	YTD FY11	Fav (Unfav) Variance	Fav (Unfav) %
PARKING REVENUES								
Parking	2,310,014	2,067,259	242,755	11.74%	4,885,721	4,280,238	605,483	14.15%
Off Airport Parking	107,545	99,751	7,794	7.81%	216,225	185,205	31,020	16.75%
TOTAL PARKING REVENUES	2,417,559	2,167,010	250,549	11.56%	5,101,946	4,465,443	636,503	14.25%
OTHER CONCESSIONS								
Rental Cars	814,925	819,437	(4,512)	(0.55%)	1,667,689	1,658,391	9,298	0.56%
Food and Beverage	257,669	222,179	35,490	15.97%	552,450	486,334	66,116	13.59%
Advertising	67,226	27,934	39,292	140.66%	131,183	55,869	75,314	134.80%
Telephone	28,719	28,015	704	2.51%	60,265	55,756	4,509	8.09%
News and Gift	180,471	169,391	11,080	6.54%	409,309	396,178	13,131	3.31%
Ads Barter Revenue	2,285	3,125	(840)	(26.88%)	4,570	6,250	(1,680)	(26.88%)
Airline Catering	12,175	13,768	(1,593)	(11.57%)	26,243	28,184	(1,941)	(6.89%)
Vending Commissions	17,744	18,483	(739)	(4.00%)	36,288	34,824	1,464	4.20%
Miscellaneous	293	291	2	0.69%	585	546	39	7.14%
TOTAL OTHER CONCESSIONS	1,381,507	1,302,623	78,884	6.06%	2,888,582	2,722,332	166,250	6.11%
OTHER RENTALS & FEES								
Building-FBOs	42,075	41,315	760	1.84%	84,268	82,631	1,637	1.98%
Building - Other	146,050	112,132	33,918	30.25%	257,593	222,200	35,393	15.93%
Ground Rent	72,072	71,238	834	1.17%	144,157	142,490	1,667	1.17%
Telephone - STS	29,626	33,398	(3,772)	(11.29%)	58,263	62,578	(4,315)	(6.90%)
Building Maintenance Reimbursements	7,719	7,707	12	0.16%	17,073	17,073	0	0.00%
Facility Services Reimbursements	4,826	4,075	751	18.43%	8,901	8,150	751	9.21%
Hotel	38,277	0	38,277	N/A	86,699	0	86,699	N/A
GTSA Shuttle Permits	2,231	150	2,081	1387.33%	4,246	375	3,871	1032.27%
Taxi-Cab	18,952	20,574	(1,622)	(7.89%)	26,076	41,460	(15,384)	(37.11%)
Cargo Facilities	17,732	16,996	736	4.33%	35,465	33,992	1,473	4.33%
Fuel Flowage	61,228	52,732	8,496	16.11%	106,713	95,009	11,704	12.32%
Fuel Facility Fees	62,260	62,219	41	0.07%	124,479	124,438	41	0.03%
Cargo Ramp Use Fee	36,077	36,327	(250)	(0.69%)	72,653	76,070	(3,417)	(4.49%)
Other	15,822	15,892	(70)	(0.44%)	33,128	33,475	(347)	(1.04%)
Cash Over/Short	893	752	141	18.75%	1,849	1,561	288	18.45%
GSEM User Fee	3,177	3,177	0	0.00%	6,354	6,354	0	0.00%
Airport ID Badges, Fingerprints, Keys	6,304	8,547	(2,243)	(26.24%)	10,399	10,515	(116)	(1.10%)
TOTAL OTHER RENTALS & FEES	565,321	487,231	78,090	16.03%	1,078,316	958,371	119,945	12.52%
TOTAL NON-AIRLINE REVENUE	4,364,387	3,956,864	407,523	10.30%	9,068,844	8,146,146	922,698	11.33%
ACTUAL % OF TOTAL REVENUE	59.7%	55.0%	4.7	8.55%	59.1%	55.8%	3.3	5.91%
TARGET %	60.0%				60.0%			

* FY 2010 STS, Bldg Maint, and Fac Svcs expense refunds are stated as revenue to be consistent with FY 2011

CITY OF AUSTIN
AUSTIN-BERGSTROM INTERNATIONAL AIRPORT
NON-AIRLINE REVENUE ACTUALS

	This month - This Year vs. Last Year				Fiscal YTD - This Year vs. Last Year			
	FY12 (Nov 11) vs FY11 (Nov 10)				FY12 (Nov 11) vs FY11 (Nov 10)			
	<u>FY12 Nov-11</u>	<u>FY11 Nov-10</u>	<u>Fav (Unfav) \$ Variance</u>	<u>Fav (Unfav) % Variance</u>	<u>FY12 YTD Nov-11</u>	<u>FY11 YTD Nov-10</u>	<u>Fav (Unfav) \$ Variance</u>	<u>Fav (Unfav) % Variance</u>
<u>Non-Airline Revenue</u>								
OTHER CONCESSIONS								
Rental Cars	770,183	773,641	(3,458)	(0.4%)	1,668,725	1,681,966	(13,241)	(0.8%)
Food and Beverage	268,755	245,482	23,273	9.5%	548,011	500,667	47,344	9.5%
News and Gift	189,837	188,982	855	0.5%	410,300	403,030	7,270	1.8%
TOTAL	1,228,775	1,208,105	20,670	1.7%	2,627,036	2,585,663	41,373	1.6%


CITY OF AUSTIN
AUSTIN-BERGSTROM INTERNATIONAL AIRPORT
ADVERTISING CONTRACT ANALYSIS

<u>Advertising</u>	This month - This Year vs. Last Year			Fiscal YTD - This Year vs. Last Year		
	FY12 (Nov 11) vs FY11 (Nov 10)			FY12 (Nov 11) vs FY11 (Nov 10)		
	<u>FY12 Nov-11</u>	<u>FY11 Nov-10</u>	<u>Fav (Unfav) \$ Variance</u>	<u>Fav (Unfav) \$ Variance</u>	<u>Fav (Unfav) \$ Variance</u>	<u>Fav (Unfav) % Variance</u>
Hotel	2,158	4,091	(1,933)			
Cab	759	344	415			
Others:						
Static Display	44,002	13,300				
Tech Display	20,307	0				
MAG	0	0				
Others Subtotal:	64,309	13,300	51,009	57,877	856	(46.7%)
			383.5%			124.4%
TOTAL	67,226	17,735	49,491	54,914		72.0%

**AUSTIN-BERGSTROM INTERNATIONAL AIRPORT
ENPLANEMENTS
FY 2012 VS. FY 2011**

	<u>FY 2012</u>	<u>FY 2011</u>	<u>Month over Month Change</u> <u>%</u>	<u>YTD Change</u> <u>%</u>
October	393,343	381,906	2.99%	2.99%
November	375,186	372,492	0.72%	1.87%
December	-	377,283		
January	-	320,267		
February	-	303,871		
March	-	399,305		
April	-	362,683		
May	-	413,069		
June	-	418,307		
July	-	425,683		
August	-	386,879		
September	-	362,896		
	<u>768,529</u>	<u>4,524,641</u>		
	<u>YTD Nov-11</u>	<u>YTD Nov-10</u>	<u>Inc/(Dec)</u>	<u>% Inc/(Dec)</u>
	768,529	754,398	14,131	1.87%

GROUND TRANSPORTATION TRANSACTIONS
DECEMBER 2011



YEAR TO YEAR COMPARISON			
SERVICE CATEGORY	DECEMBER 2011	DECEMBER 2010	% Increase/(decrease)
TAXICAB	19,563	19,060	2.6%
LIMOUSINE	1,664	1,323	25.8%
HOTEL SHUTTLE	2,758	2,620	5.3%
OTHER SHUTTLE	491	283	73.5%
CHARTER BUS	2	69	(97.1)%
OVERALL TOTAL	24,478	23,355	4.8%

A G E N D A



Recommendation for Council Action (Purchasing)

Austin City Council	Item ID:	11764	Agenda Number	<ITEM_OUTLINE>
Meeting Date:	January 12, 2012			
Department:	Purchasing			
Subject				
<p>Authorize award and execution of Amendment No. 11 to add the final year of funding to a lease agreement through the Texas Local Government Purchasing Cooperative (BuyBoard) with IKON OFFICE SOLUTIONS INC., Austin, TX to provide for the lease of copiers for the Aviation Department in an estimated amount not to exceed \$35,000, for a total revised contract amount not to exceed \$175,211.64.</p>				
Amount and Source of Funding				
<p>Funding in the amount of \$35,000 is available in the Fiscal Year 2011 – 2012 Operating Budget of the Aviation Department.</p>				
Fiscal Note				
<p>There is no unanticipated fiscal impact. A fiscal note is not required.</p>				
Purchasing Language:	Contract Amendment			
Prior Council Action:				
For More Information:	Cruz Banda III, Buyer II, 974-9142			
Boards and Commission Action:				
MBE / WBE:	<p>The Cooperative Purchase is exempt from the MBE/WBE Ordinance. This exemption is in compliance with Chapter 2-9D of the City Code (Minority-Owned and Women-Owned Business Enterprise Procurement Program). No subcontracting opportunities were identified; therefore, no goals were established for this contract.</p>			
Related Items:				
Additional Backup Information				
<p>This contract was administratively awarded under the BuyBoard agreement in October 2007 in an amount estimated not to exceed of \$128,644 for the 60-month period. Funding for years one through four of this lease agreement were added administratively in amounts not to exceed \$25,728.80 per year.</p> <p>The recommended council action is to approve funding for Amendment No. 11 in the amount of \$35,000 for the final 12-month period of the initial contract.</p>				

Contract Summary		
Description	Action	Amount
Original Contract	Award of a 60-month lease agreement in an estimated amount not to exceed \$128,644.	\$ 25,644.00 Annual Amount
Amendment No. 1	Changed monthly charge from \$2,144.07 to \$2,725.00 increasing current contract by \$2,904.64	\$ 2,904.64
Amendment No. 2	Added 2 nd year funding	\$ 25,644.00
Amendment No. 3	Added 3 rd year funding	\$ 32,700.00
Amendment No. 4	Added APD to Contract	\$ 0.00
Amendment No. 5	Added Cost for APD Copiers	\$ 2,484.00
Amendment No. 6	Added Additional APD Copiers	\$ 3,420.00
Amendment No. 7	Added Additional Funding for 3 rd Year	\$ 5,112.00
Amendment No. 8	Added Shortage for APD Funding 3 rd Year	\$ 3,725.00
Amendment No. 9	Added 4 th Year Funding	\$ 32,928.00
Amendment No. 10	Increase APD Funding under 4 th Year	\$ 5,650.00
Proposed Amendment No. 11	Add Final Year Funding	\$ 35,000.00
TOTAL CUMULATIVE CONTRACT AMOUNT		\$ 175,211.64

A G E N D A



Recommendation for Council Action (Purchasing)

Austin City Council

Item ID:

12170

Agenda Number

<ITEM_OUTLINE>

Meeting Date:

January 26, 2012

Department:

Purchasing

Subject

Authorize award, negotiation, and execution of a 12-month requirements service contract ARINC ENGINEERING SERVICES, LLC, Annapolis, MD, to provide radio frequency engineering support for Austin-Bergstrom International Airport in the amount of \$171,026 with four 12-month extension options in an amount of \$176,202, \$181,534, \$187,026, \$192,707 respectively total estimated contract amount not to exceed \$908,495.

Amount and Source of Funding

Funding in the amount of \$114,017 is included in the Fiscal Year 20011-2012 Operating Budget of the Department of Aviation. Funding for the remaining 4 months of the original contract period and the extension options is contingent upon available funding in future budgets.

Fiscal Note

There is no unanticipated fiscal impact. A fiscal note is not required.

Purchasing
Language:

Single Source.

Prior Council
Action:For More
Information:

Brenda Helgren, Sr. Buyer/974-9141

Boards and
Commission
Action:

Reviewed by the Airport Advisory Board on January 10, 2012.

MBE / WBE:

This contract will be awarded in compliance with Chapter 2-9C of the City Code (Minority-Owned and Women-Owned Business Enterprise Procurement Program). No subcontracting opportunities were identified; therefore, no goals were established for this contract.

Related Items:

Additional Backup Information

This contract will provide radio frequency (RF) engineering support for the Aviation Department (Aviation) at the Austin-Bergstrom International Airport (ABIA). ABIA is a relatively small location with a large number of RF users and consequently there is always the possibility of interruptions to, and interference with, other ongoing radio traffic. Considering that some of this traffic includes communications between airline pilots flying into ABIA and the air traffic controllers on the ground, there is serious potential for interruptions that may have life threatening consequences. With the increased implementation of wireless technologies at the airport the potential for harmful interference with serious consequences continues to grow.

ARINC serves as the primary provider of engineering support associated with the maintenance, troubleshooting, and upgrade of the in-building bi-directional antenna system (BDA) that supports the coverage of the City's public safety 800 MHz trunked radio, TSA radio system, and both the Department of Aviation and airline ground communications within the terminal building. This BDA was designed and implemented by ARINC prior to the opening of the airport. They have also worked on behalf of the Aviation Department, ABIA with the City's Wireless Communications Office to solve various coverage and interference issues within the terminal building. ARINC was instrumental in assisting the Department and the FAA in determining the cause of a critical navigational system interference issue. ARINC provides valuable supervision and inspection of the airline radio systems, alerts Aviation and the tenants to potential hazards. They work with the airlines to assist in resolving interference and signal issues.

The airport continues to see an increase in the implementation of wireless devices used to monitor various types of equipment within the terminal (elevators, baggage handling system, fire extinguishers) and in use by its tenants. Additionally, the airport has begun an internal mobile workforce initiative that utilizes a third party provided wireless connection on the airfield and throughout the terminal. ARINC currently assists Aviation in coordinating and documenting all of these devices and networks and their transmitting frequencies. They continue to monitor and map the frequencies used on the airport and in the surrounding area to alert Aviation of potential interference with critical communications and systems. These developments underlie the importance of Aviation receiving good expert advice on what frequencies can be used at what times to mitigate potential RF conflicts among all the many radio users at ABIA.

ARINC continues to be the leader in the area of RF coordination and RF system engineering in high RF environments. Moreover, in providing services under the current contract, ARINC has unrivalled intimate knowledge of what has been going on at ABIA during the last 12 years. ARINC led the radio system design and installation during the construction and opening of the airport and has substantial on-site experience and knowledge of the airport and tenants.

SUBJECT: Authorize award, negotiation, and execution of a twelve month requirements service contract **ARINC ENGINEERING SERVICES, LLC, Annapolis, MD**, to provide radio frequency engineering support for Austin-Bergstrom International Airport in the amount of \$171,026 with four 12-month extension options in an amount of \$176,202, \$181,534, \$187,026, \$192,707 respectively total estimated contract amount not to exceed \$908,495.

AMOUNT & SOURCE OF FUNDING: Funding in the amount of \$114,017 is included in the Fiscal Year 20011-2012 Proposed Operating Budget of the Department of Aviation. Funding for the remaining 4 months of the original contract period and the extension options is contingent upon available funding in future budgets.

FISCAL NOTE: There is no unanticipated fiscal impact. A fiscal note is not required.

FOR MORE INFORMATION CONTACT: Brenda Helgren, Sr. Buyer/974-9141

PRIOR COUNCIL ACTION: N/A

BOARD AND COMMISSION ACTION: Reviewed by the Airport Advisory Board on January 10, 2012.

PURCHASING: Single Source

MBE/WBE: This contract will be awarded in compliance with Chapter 2-9C of the City Code (Minority-Owned and Women-Owned Business Enterprise Procurement Program). No subcontracting opportunities were identified; therefore, no goals were established for this contract.

This contract will provide radio frequency engineering support for Austin-Bergstrom International Airport

ABIA is a relatively small location with a large number of RF users and consequently there is always the possibility of interruptions to, and interference with, other ongoing radio traffic. Considering that some of this traffic includes communications between airline pilots flying into ABIA and the air traffic controllers on the ground, there is serious potential for interruptions that may have life threatening consequences. With the increased implementation of wireless technologies at the airport the potential for harmful interference with serious consequences continues to grow.

ARINC shall provide engineering support from the Annapolis office via telephone, e-mail and fax communications. ARINC shall perform quarterly site visits to the airport facility at the request of The Department of Aviation – Information Systems Group. ARINC shall provide immediate on-site support at the airport facility to act on unexpected issues such as equipment failures, severe radio interference affecting police, fire or other critical operations. ARINC shall be on site within 24-48 hours of notification.

ARINC serves as the primary provider of engineering support associated with the maintenance, troubleshooting, and upgrade of the in-building bi-directional antenna system (BDA) that supports the

coverage of the City's public safety 800 MHz trunked radio, TSA radio system, and both the Department of Aviation and airline ground communications within the terminal building. This BDA was designed and implemented by ARINC prior to the opening of the airport. They have also worked on behalf of DoA and ABIA with the City's Wireless Communications Office to solve various coverage and interference issues within the terminal building. ARINC was instrumental in assisting the Department and the FAA in determining the cause of a critical navigational system interference issue. ARINC provides valuable supervision and inspection of the airline radio systems, alerts DoA and the tenants to potential hazards. They work with the airlines to assist in resolving interference and signal issues.

The airport continues to see an increase in the implementation of wireless devices used to monitor various types of equipment within the terminal (elevators, baggage handling system, fire extinguishers) and in use by its tenants. Additionally, the airport has begun an internal mobile workforce initiative that utilizes a third party provided wireless connection on the airfield and throughout the terminal. ARINC currently assists DoA in coordinating and documenting all of these devices and networks and their transmitting frequencies. They continue to monitor and map the frequencies used on the airport and in the surrounding area to alert DoA of potential interference with critical communications and systems. These developments underlie the importance of DoA receiving good expert advice on what frequencies can be used at what times to mitigate potential RF conflicts among all the many radio users at ABIA.

ARINC continues to be the leader in the area of RF coordination and RF system engineering in high RF environments. Moreover, in providing services under the current contract, ARINC has unrivalled intimate knowledge of what has been going on at ABIA during the last 12 years. ARINC led the radio system design and installation during the construction and opening of the airport and has substantial on-site experience and knowledge of the airport and tenants.