



**AUSTIN AIRPORT ADVISORY COMMISSION
MINUTES**

**REGULAR MEETING
TUESDAY, JANUARY 10, 2012**

The Austin Airport Advisory Commission convened in a regular meeting on Tuesday, January 10, 2012 at 2716 Spirit of Texas Drive, in Room 160 in Austin, Texas.

Chair Dale Murphy called the meeting to order at 5:00 p.m.

Commission Members in Attendance:

Dale Murphy, Chair
George Farris

Steven Hart, Vice Chair
James Kelsey

D'Ann Johnson, Secretary
Ernest Saulmon

Commission Members Absent:

Mark Segaloff

Staff in Attendance:

Shane Harbinson, Dave Arthur, Kellye Mireles, Robert Hengst, Diana Heath, Michelle Moheet

Others Present:

Chris Coons – RW Armstrong
Brice Allen – Atlantic

1. CITIZENS COMMUNICATIONS: GENERAL


None.

2. APPROVAL OF MINUTES

The minutes from the meeting of December 13, 2011 were approved on Vice Chair Steven Hart's motion, Commission Member Ernest Saulmon's second on a 6-0 vote. Commission Member Mark Segaloff was absent.

3. STAFF BRIEFING, REPORTS AND PRESENTATIONS

- a) Planning & Engineering Capital Improvement Project Status Report Presentation was presented by Shane Harbinson, Assistant Director, Aviation Department. Shane Harbinson hit on several highlights from Planning & Engineering projects. An RFQ will be issued in January for the Information Technology Master Plan Project. Council approved the authority to do the terminal east infill project as Design-Build project delivery. The design criteria package will be done through the ABIA rotation list and final design and construction will be done by a design-build firm. The ABIA campus signage improvements phase 2 is ongoing. The design team is continuing with variable message display sign locations and design. The new employee parking lot anticipates receiving the 90% design submittal in late January. The presidential boulevard roadway safety and security improvements will include replacing the barriers that are in the front of the airport terminal to make them more attractive. The P&E building will have some office renovations. The airfield lighting control and monitoring system contractor is preparing submittals and anticipate NTP for hardware replacement in late January. The remain over night apron is an FAA grant funded project and concrete will be poured starting next week. Runway retexturing will begin next week or the following week.
- b) Finance & Operations Reports Presentation was presented by Dave Arthur, Assistant Director, Aviation Department. Enplanements are slowing from last year but there is a 2% increase over last November. The parking revenue is 16% over budget. Rental cars are slightly under where we were at last year. Food and Beverage is up 10% and Retail is up 2%. Total revenue is 2% over budget and 5% over last year. Operating expenses are under budget. Expenses and Revenue are going up. Debt service is the same trend as last year – we were conservative on our budget so we are 14% under budget. We are starting to look at our operating margin – last year was 34% and our budget was 30.5%.
- c) GTSA Transactions Report Presentation was presented by Shane Harbinson, Assistant Director, Aviation Department. Shane Harbinson discussed the GTSA Transactions for December 2011. See below for a year-to-year comparison.



4. ABIA Action Items

- a) Authorize award and execution of Amendment No. 11 to add the final year of funding to a lease agreement through the Texas Local Government Purchasing Cooperative (BuyBoard) with **IKON OFFICE SOLUTIONS INC.**, Austin, TX with to provide for the lease of copiers for the Aviation Department in an estimated not to exceed \$35,000, for a total revised contract amount not to exceed \$175,211.64. **The motion authorizing action item 4a was approved on Secretary D'Ann Johnson's motion, Commission Member Ernest Saulmon's second on a 6-0 vote. Commission Member Mark Segaloff was absent.**
- b) Authorize award, negotiation, and execution of a 12-month requirements service contract **ARINC ENGINEERING SERVICES, LLC**, Annapolis, MD, to provide radio frequency engineering support for Austin-Bergstrom International Airport in the amount of \$171,026 with four 12-month extension options in an amount of \$176,202, \$181,534, \$187,026, \$192,707 respectively total estimated contract amount not to exceed \$908,495. **The motion authorizing action item 4b was approved on Secretary D'Ann Johnson's motion, Vice Chair Steven Hart's second on a 6-0 vote. Commission Member Mark Segaloff was absent.**

5. NEW BUSINESS

CONRAC Project Update was presented by Shane Harbinson, Assistant Director, Aviation Department. There is a signed letter of intent. There is an agreement with all parties to move forward with the design. It is an aggressive schedule – there was a meeting in December and there will be a guaranteed maximum pricing by October and slated for going out for bonds in October or November.

6. OLD BUSINESS (updates)

- a) Status of action items upon which the Commission has made a recommendation to Council.
(Please note the progress of the following items)

Authorize award, negotiation, and execution of a contract with **SIEMENS INDUSTRY, INC.**, DFW Airport, TX for the purchase of fault tolerant servers and software for the Department of Aviation in an amount not to exceed \$287,822. **SIEMENS INDUSTRY, INC.** is the sole source provider for these services. *[Item scheduled to go before City Council on January 15, 2012.]*

Authorize award, negotiation, and execution of a contract through the STATE OF TEXAS DEPARTMENT OF INFORMATION RESOURCES (DIR) with **TIME WARNER TELECOM** through the cooperative purchasing program, Austin, TX, for the purchase of telecommunications and internet services for term of 60-month contract in an estimated amount not to exceed \$450,000 with four 12-month extension renewal options in an estimated amount not to exceed \$90,000 for an estimated total not to exceed contract amount of \$810,000. *[Item scheduled to go before City Council on January 12, 2012.]*

Authorize the negotiation and execution of a lease agreement with the **United States Transportation Security Administration** for administrative office and support space at the Austin-Bergstrom International Airport for a term of five years commencing on February 28, 2012. *[Item scheduled to go before City Council on January 12, 2012.]*

- b) Properties Lease Agreements – None.
- c) General Aviation – A meeting was held with Jet Black who has a very aggressive schedule. A meeting was held with Ascend to go over their issues. They will start paying rent March 1, 2012.

7. FUTURE AGENDA ITEMS

Capital Plan for 2013
Status on Taxi's Permits

8. ADJOURNMENT

Motion to adjourn the meeting was made by Vice Chair Steven Hart, Commission Member Ernest Saulmon's second on a 6-0 vote. Meeting was adjourned at 5:50 p.m.

Date of next meeting: February 14, 2012. It was decided that the February 14, 2012 meeting would start at 4:00 PM instead of 5:00 PM in order to observe Valentine's Day.

AVIATION PROJECTS STATUS REPORT

Thursday, February 02, 2012

1 - Preliminary

Project Name: Terminal Carpet

DOA PM:	Mike Robinson	PWD PM:		Estimate:	\$142,000
FDU Number:	4910-8107-3204	Sub-project ID:	6001.081	ABIA Number:	P3204
Project Status:	Purchase order will be executed in February				

Project Name: Spoils Stockpile Removal

DOA PM:	Richard Chaney	PWD PM:		Estimate:	\$50,000
FDU Number:	4910-8107-3205	Sub-project ID:	6501.027	ABIA Number:	L3205
Project Status:	No activity				

Atlantic contacted Richard Chaney to discuss the spoils pile. There is a possibility that they will need all of it. They have indicated that they will have executed an LOI in the very near future and that his "customer" has indicated turning dirt late in 2012.

Project Name: Terminal East Infill Project

DOA PM:	Robert Mercado	PWD PM:	Burton Jones	Estimate:	\$800,000
FDU Number:	4910-8107-3215	Sub-project ID:	5415.065	ABIA Number:	T3215
Project Status:	Design Criteria Manual (DCM) work has begun with RL Architect Corgan. DCM scheduled to be complete in April 2012 in order to advertise the RFQ for the Design-Builder for the Project.				

Project Name: Passenger Boarding Bridges Air Units

DOA PM:	Ben Avila	PWD PM:		Estimate:	\$1,800,000
FDU Number:	4910-8107-3224	Sub-project ID:	6000.062	ABIA Number:	A3224
Project Status:	Assignment request form for rotation list consultant turned in 1/30/2012.				

AVIATION PROJECTS STATUS REPORT

Thursday, February 02, 2012

2 - Design/Study

Project Name: Drainage Master Plan

DOA PM: Joe Medici PWD PM: Robert Pirtle Estimate: \$750,000

FDU Number: 4910-8107-3139 Sub-project ID: 5702.007 ABIA Number: M3139

Project Status: Request for additional funding authorization will go to Commission and Council in February.

Project Name: Cooling Tower Repairs

DOA PM: Robert Mercado PWD PM: Estimate: \$400,000

FDU Number: 4910-8107-3143 Sub-project ID: 6001.063 ABIA Number: P3143

Project Status: Update adjustments to 2010 PER scope of work recommendations will now be made due to the passage of time (and water). RL MEP Engineer has been hired to scope and develop JOC package. Repair work on site will need to be done over winter 2012-2013.

Project Name: Environmental Management System

DOA PM: Kane Carpenter PWD PM: Estimate: \$600,000

FDU Number: 4910-8107-3151 Sub-project ID: 5702.008 ABIA Number: M3151

Project Status: GAP analysis completed. Conservation program baseline completed. Draft environmental section guidebook final draft reviewed, consultant working to complete document. Next phase of EMS development to start in early 2012.

Project Name: ABIA Parking Garage and Rental Car Facility (CONRAC)

DOA PM: Janice White PWD PM: Robert Pirtle Estimate: \$2,000,000

FDU Number: 4910-8107-3162 Sub-project ID: 6001.006 ABIA Number: L3162

Project Status: Environmental, geotech, and site survey work complete. Final ABIA LOI to summarize the business terms and financial model parameters signed and issued. Final reimbursement agreement is signed and issued. Project Delivery Agreement signed and issued. Schedule updated and established through November 2012. Resource allocation plan updated. Developer issuing NTP to design build team. Project has officially moved into Phase 1 Design Phase. Expert Advisor completing proposal for Phase 1 services.

Project Name: IS Building 7355 Emergency Power Improvements

DOA PM: Ben Avila PWD PM: Burton Jones Estimate: \$1,200,000

FDU Number: 4910-8107-3163 Sub-project ID: 6001.067 ABIA Number: P3163

Project Status: Project is In PRELIM Phase. Completing PER so can move into DESIGN Phase after added funding has been obtained.

Project Name: Central Utility Plant Piping Improvements

DOA PM: Robert Mercado PWD PM: Estimate: \$170,000

FDU Number: 4910-8107-3164 Sub-project ID: 6001.065 ABIA Number: P3164

Project Status: This work will be combined with 4910-8107-3143.

Project Name: Terminal Expansion Joint Improvements

DOA PM: Janice White PWD PM: Robin Camp Estimate: \$675,000

FDU Number: 4910-8107-3167 Sub-project ID: 5415.049 ABIA Number: T3167

Project Status: Proposal accepted from RS&H. Kickoff meeting held. Terminal walk-thru held to review existing conditions. Project team, schedule and QC plan approved. 30% design submission February 23rd. Owner review meeting to be held March 8th.

AVIATION PROJECTS STATUS REPORT

Thursday, February 02, 2012

Project Name: Terminal Electrical System Reliability Improvements

DOA PM: Ben Avila PWD PM: Estimate: \$400,000
FDU Number: 4910-8107-3168 Sub-project ID: 5415.050 ABIA Number: T3168
Project Status: Project is in DESIGN Phase. Plan is for DOA P&E staff to complete DESIGN work bid documents by MAR-2012 for COA JOC work proposal.

Project Name: Terminal HVAC Unit Access Improvements

DOA PM: Ben Avila PWD PM: Burton Jones Estimate: \$1,500,000
FDU Number: 4910-8107-3171 Sub-project ID: 5415.053 ABIA Number: T3171
Project Status: Project is in BID-AWARD Phase.
Issued for Bid was in JAN-2012.
Bid opening set for FEB-2012.

Project Name: Terminal Area Spall Improvements

DOA PM: Robert Mercado PWD PM: Estimate: \$620,000
FDU Number: 4910-8107-3172 Sub-project ID: 5415.054 ABIA Number: T3172
Project Status: 100% Design Documents submitted to DoA for final review. Waiting on final estimate.

Project Name: ABIA Terminal Fire Protection Improvements - Ph. 2

DOA PM: Richard Chaney PWD PM: Robert Pirtle Estimate: \$5,700,000
FDU Number: 4910-8107-3176 Sub-project ID: 5415.056 ABIA Number: T3176
Project Status: RW Armstrong developing proposal for design/bid/award services

Project Name: Wildlife Hazard Assessment - Grant 54

DOA PM: Joe Medici PWD PM: Jules Parrish Estimate: \$266,667
FDU Number: 4910-8107-3179 Sub-project ID: 6000.054 ABIA Number: M3179
Project Status: Reviewing draft report. Training has been completed.

Project Name: ABIA Campus Signage Improvements Phase 2

DOA PM: Janice White PWD PM: Robin Camp Estimate: \$3,000,000
FDU Number: 4910-8107-3180 Sub-project ID: 6001.068 ABIA Number: L3180
Project Status: Landside signage documents approved and issued for proposal. Pre-submittal meeting held. Bids due Feb. 4th, Council approval March 22nd, Construction through Dec. 2012. Terminal Directory in final review. Developing project manual for review February 13th. Submit to JOC for pricing February 20th. Installation May 2012. Design team reviewing with variable message display sign locations and design.

Project Name: Terminal Improvements and Repairs - FY 2011

DOA PM: Robert Hengst PWD PM: Burton Jones Estimate: \$5,400,000
FDU Number: 4910-8107-3190 Sub-project ID: 5415.059 ABIA Number: T3190
Project Status: Design ongoing. Test seating was placed in the Terminal; cluster seating has been popular.

Project Name: Terminal Job Order Contracting - Gas Piping / Security Doors

DOA PM: Robert Hengst PWD PM: Estimate: \$250,000
FDU Number: 4910-8107-3191 Sub-project ID: 5415.060 ABIA Number: T3191
Project Status: Security doors and gas piping construction complete.
Bulk Water Station - Planning & Development Review has approved the site plan correction. Project set will now be forwarded to AWU (George Resendez) for their approval.

AVIATION PROJECTS STATUS REPORT

Thursday, February 02, 2012

Project Name: New Employee Parking Lot

DOA PM: Dale Thompson PWD PM: John Wepryk Estimate: \$10,000,000
FDU Number: 4910-8107-3195 Sub-project ID: 6001.074 ABIA Number: L3195
Project Status: Anticipate receiving the 90% submittal in late January.

Project Name: Presidential Boulevard Roadway Safety and Security Improvements

DOA PM: Robert Hengst PWD PM: Alison von Stein Estimate: \$4,650,000
FDU Number: 4910-8107-3196 Sub-project ID: 6001.075 ABIA Number: L3196
Project Status: Project presented to the Design Commission 1/30/2012. Hostile vehicle mitigation preliminary design approved for final detailing. Coordinating with Public Works on permit review to assure project bids on time.

Project Name: IS Security System Upgrade Migration

DOA PM: Michelle Moheet PWD PM: Estimate: \$200,000
FDU Number: 4910-8107-3200 Sub-project ID: 6001.077 ABIA Number: P3200
Project Status: Development of specifications continues.

Project Name: IS Sec. Workstations & Archive Servers

DOA PM: Michelle Moheet PWD PM: Estimate: \$215,000
FDU Number: 4910-8107-3201 Sub-project ID: 6001.078 ABIA Number: P3201
Project Status: Development of specifications continues.

Project Name: Presidential Blvd Pavement Rehab and Resurfacing

DOA PM: Robert Hengst PWD PM: Larry Mendez Estimate: \$1,000,000
FDU Number: 4910-8107-3206 Sub-project ID: 6001.082 ABIA Number: L3206
Project Status: The Booth has slowed the project down. The design of the Valet Booth has been troublesome. Initially, it was going to be prebuilt and installed. Now it is going to be built on site.

Project Name: Terminal Improvements 2012 (Phase 7)

DOA PM: Robert Hengst PWD PM: Burton Jones Estimate: \$2,000,000
FDU Number: 4910-8107-3213 Sub-project ID: 5415.063 ABIA Number: T3213
Project Status: Project funding was identified 1/17/2012 to be included with 4910-8107-3190.

Project Name: Bldg 6005 Improvements - Phase II (P&E)

DOA PM: Janice White PWD PM: Robert Pirtle Estimate: \$2,250,000
FDU Number: 4910-8107-3217 Sub-project ID: 6001.084 ABIA Number: L3217
Project Status: Design for LRC HVAC will be done as a part of this project; construction will be with another FDU in FY2013. Work proceeding with official team kickoff meeting for Phase 2 February 15th. Meetings held with Audit and HR to discuss upcoming project. Project will be required to meet LEED silver COA requirement. COA LEED consultant added to team. Commissioning consultant added to team to meet this requirement. Once Phase 2 documents are well underway team to study Phase 3 scope of work.

AVIATION PROJECTS STATUS REPORT

Thursday, February 02, 2012

3 - Bid/Award

Project Name: IS Bldg 7355 Fire Protection Improvements

DOA PM: Robert Mercado PWD PM: Burton Jones Estimate: \$1,200,000

FDU Number: 4910-8107-3141 Sub-project ID: 6001.062 ABIA Number: P3141

Project Status: Project is out to bid with bids due on February 9, 2012.

Project Name: Information Technology Master Plan

DOA PM: Robert Mercado PWD PM: Estimate: \$1,000,000

FDU Number: 4910-8107-3188 Sub-project ID: 6001.072 ABIA Number: M3188

Project Status: RFQ issued in January.

Project Name: West Perimeter Road Rehabilitation

DOA PM: Robert Hengst PWD PM: Estimate: \$200,000

FDU Number: 4910-8107-3198 Sub-project ID: 6000.057 ABIA Number: A3198

Project Status: No progress on project. Street and bridge has been busy down town. Now in contact again with Luis. Should have an estimate by the end of February.

AVIATION PROJECTS STATUS REPORT

Thursday, February 02, 2012

4 - Construction/Execution

Project Name: Neutral Host System

DOA PM: Robert Hengst PWD PM: Estimate: \$579,627

FDU Number: 4910-8107-3107 Sub-project ID: 6501.011 ABIA Number: U3107

Project Status: Installation is 90% complete, with configuration and finalization ongoing.

Project Name: Airside Demolition

DOA PM: Dale Thompson PWD PM: Darryl Haba Estimate: \$775,000

FDU Number: 4910-8107-3125 Sub-project ID: 6000.045 ABIA Number: A3125

Project Status: The demo of the former parachute shop is complete. Bldg 8145 remains to be demo'd, and that work will begin after the contractor completes some work on the Noise Mitigation property. Currently working w/ AE to have electrical service terminated to Bldg 8145.

Project Name: Noise Mitigation Program Implementation - Grant 40

DOA PM: Melinda Ruby PWD PM: Estimate: \$5,100,000

FDU Number: 4910-8107-3132 Sub-project ID: 5696.001 ABIA Number: N3132

Project Status: Mobile Home Park: We have made offers on twelve (12) mobile homes. All twelve (12) offers have been accepted. We have purchased eleven (11) mobile homes. The remaining one (1) mobile home will be purchased in January, 2012. Of the eleven (11) acquired mobile homes, three (3) are currently occupied and eight (8) are vacant. We continue to assist the occupants with relocating. Asbestos testing was completed on the vacant homes. However, abatement and demolition are on hold until the mobile homes are titled in the name of the City of Austin. We have run into issues with the county tax office regarding property taxes due on the homes. We hope to have these issues resolved in January, 2012. Once we have resolution, we can receive the proper documentation to transfer the mobile home titles into the City's name. Jet/ Patton Lane: The owner of the Jet Lane tracts accepted our offer. We will obtain City Council approval on January 12, 2012 and close by the end of January, 2012. Twenty-nine (29) acquisition offers have been made to-date. We have closed on twenty-four (24) parcels. Four (4) owners decided not to sell their properties to the City. One (1) parcel will close by the end of January, 2012. Of the twenty-four (24) acquired parcels, there were actually twenty-eight (28) occupied dwelling units. All twenty-eight (28) of them have been demolished, along with the concrete slabs and drives. Hydromulching has been completed. Austin Water Utility has shown an interest in purchasing Noise Program lots on Patton Avenue to construct a centralized odor control facility to provide odor control and corrosion protection for the Govalle Wastewater Tunnel. This process is on hold pending a mutual agreement between AWU and the Aviation Department on which lots will be conveyed. Single Family Parcels: 1325 Dalton Lane Demolition is complete. We will explore land disposal options for this tract.

Project Name: Noise Mitigation Program Implementation - Grant 44

DOA PM: Melinda Ruby PWD PM: Estimate: \$1,834,511

FDU Number: 4910-8107-3137 Sub-project ID: 5696.001 ABIA Number: N3137

Project Status: Refer to N3132 for Project Status.

Project Name: Airfield Lighting Control and Monitoring System - Grant 55

DOA PM: Dale Thompson PWD PM: Robin Camp Estimate: \$1,200,000

FDU Number: 4910-8107-3142 Sub-project ID: 6000.047 ABIA Number: A3142

Project Status: Contractor preparing submittals; anticipate NTP in late January.

Project Name: General Aviation Apron Rehabilitation

DOA PM: Robert Hengst PWD PM: Craig Russell Estimate: \$650,000

FDU Number: 4910-8107-3147 Sub-project ID: 6000.050 ABIA Number: A3147

Project Status: Contract issues have been resolved, but construction has been delayed until warmer weather, estimated at April 2012. Note: Ramming and Industrial Asphalt has been bought out by an Investment Firm called Summit. They will keep their original company names.

AVIATION PROJECTS STATUS REPORT

Thursday, February 02, 2012

Project Name: Noise Mitigation Program Implementation - Grant 50

DOA PM:	Melinda Ruby	PWD PM:	Estimate:	\$5,887,907
FDU Number:	4910-8107-3150	Sub-project ID:	ABIA Number:	N3150
Project Status: Refer to N3132 for Project Status.				

Project Name: Noise Mitigation Program Implementation - Grant 46

DOA PM:	Melinda Ruby	PWD PM:	Estimate:	\$1,952,418
FDU Number:	4910-8107-3154	Sub-project ID:	ABIA Number:	N3154
Project Status: Refer to N3132 for Project Status.				

Project Name: Remain Over Night Apron, Phase 2 - Grants 49/55

DOA PM:	Dale Thompson	PWD PM:	Robert Pirtle	Estimate:	\$9,000,000
FDU Number:	4910-8107-3156	Sub-project ID:	6000.051	ABIA Number:	A3156
Project Status: Contractor given NTP on 7/18/11. Concrete work to begin January 24, 2012.					

Project Name: Noise Mitigation Program Implementation - Grant 51

DOA PM:	Melinda Ruby	PWD PM:	Estimate:	\$2,575,000	
FDU Number:	4910-8107-3157	Sub-project ID:	5696.001	ABIA Number:	N3157
Project Status: Refer to N3132 for Project Status.					

Project Name: Noise Mitigation Program Implementation - Grant 52

DOA PM:	Melinda Ruby	PWD PM:	Estimate:	\$2,701,610	
FDU Number:	4910-8107-3174	Sub-project ID:	5696.001	ABIA Number:	N3174
Project Status: Refer to N3132 for Project Status.					

Project Name: Noise and Flight Track System Update

DOA PM:	Stephen Dick	PWD PM:	Estimate:	\$625,000	
FDU Number:	4910-8107-3177	Sub-project ID:	5696.003	ABIA Number:	N3177
Project Status: All hardware and software has been installed. B&K is currently working on system configuration. Software training is complete. The system should be ready for site acceptance demonstration by mid-February with a 30 day test period to follow. The project should be completed and accepted by mid-March.					

Project Name: Noise Mitigation Program - Land Exchange

DOA PM:	Melinda Ruby	PWD PM:	Estimate:	\$31,100	
FDU Number:	4910-8107-3183	Sub-project ID:	5696.001	ABIA Number:	N3183
Project Status: Refer to N3132 for Project Status.					

Project Name: Bldg 6005 Improvements - Phase I (P&E)

DOA PM:	Janice White	PWD PM:	Estimate:	\$500,000	
FDU Number:	4910-8107-3189	Sub-project ID:	6001.073	ABIA Number:	P3189
Project Status: Updated schedule received. Submittal schedule and schedule of values received. Pre-construction meeting held. Submittals in review. Temporary moves complete. Lead Remediation complete. Construction started. Varying completion dates mid March to April 4th.					

AVIATION PROJECTS STATUS REPORT

Thursday, February 02, 2012

Project Name: Baggage System Servers

DOA PM: Robert Hengst PWD PM: Estimate: \$300,000
FDU Number: 4910-8107-3192 Sub-project ID: 5415.061 ABIA Number: T3192
Project Status: PO has been executed. Brian Rhea working with TSA on implementation. Siemens preparing for installation.

Project Name: IS Building 7355 Office Renovations

DOA PM: Ben Avila PWD PM: Burton Jones Estimate: \$300,000
FDU Number: 4910-8107-3197 Sub-project ID: 6001.076 ABIA Number: P3197
Project Status: Project is in CONST Phase.
Sub-Comp date scheduled to be in FEB-2012.

Project Name: Terminal Elevated Roadway Spalling Improvements

DOA PM: Robert Mercado PWD PM: Estimate: \$400,000
FDU Number: 4910-8107-3199 Sub-project ID: 5415.062 ABIA Number: L3199
Project Status: Base scope of work was completed on January 25. Change Order work to skim coat finish will begin January 30, 2012.

Project Name: ARFF Vehicle - 3000 Gallon - Grant 56

DOA PM: Shane Harbinson PWD PM: Estimate: \$1,300,000
FDU Number: 4910-8107-3210 Sub-project ID: 6501.028 ABIA Number: P3210
Project Status: Timeline: Solicitation issue date 2/6/12, open/close of solicitation 2/29/12, Department evaluation 3/9/12, draft RCA issue 3/23/12, RCA due to Carolyn 4/5/12, agenda date 5/24/12, contract execution 6/7/12.

TENANT PROJECTS STATUS REPORT

Wednesday, February 01, 2012

1 - Preliminary

Project Name: Ascend Hangar Facility Development

Project Sponsor/Client: Ascend

DOA PM: Richard Chaney

ABIA Number: F5001.01

Sub-project ID:

Estimate: \$0

Project Status: Meeting with ASCEND held on 10-Jan. ABIA proposed that the cost for relocating the FAA duct bank be shared 50/50.
ASCEND was to respond by 20-Jan, unaware of a response from tenant.

Project Name: DNC Security Camera & Entry keypad @ office 1300

Project Sponsor/Client: DNC

DOA PM: Richard Chaney

ABIA Number: F4005.30

Sub-project ID:

Estimate: \$4,000

Project Status: This work is being added to DNC's office 1300 remodel, and expansion into 1325.

TENANT PROJECTS STATUS REPORT

Wednesday, February 01, 2012

2 - Design

Project Name: DNC Annie's Café

Project Sponsor/Client: DNC

DOA PM: Richard Chaney

ABIA Number: F4005.26

Sub-project ID:

Estimate: \$400,000

Project Status: Working with consultant on the schematic design submission.

TENANT PROJECTS STATUS REPORT

Wednesday, February 01, 2012

3 - Bid/Award

Project Name: DNC Austin Java & Austin Chronicle Refurbishment 2011

Project Sponsor/Client: DNC

DOA PM: Richard Chaney

ABIA Number: F4005.29

Sub-project ID:

Estimate: \$225,000

Project Status: Permitting, pre-con to take place in late in February, construction to start in late March.

Project Name: DNC BookPeople Refurbishment 2011

Project Sponsor/Client: DNC

DOA PM: Richard Chaney

ABIA Number: F4005.28

Sub-project ID:

Estimate: \$150,000

Project Status: Permitting, pre-con to take place in late in February, construction to start in late March.

TENANT PROJECTS STATUS REPORT

Wednesday, February 01, 2012

4 - Construction/Execution

Project Name: ACE Signage

Project Sponsor/Client: ACE

DOA PM: Richard Chaney

ABIA Number: F8001.02

Sub-project ID:

Estimate: \$0

Project Status: N/C

Project Name: Armed Forces Reserve Center & Vehicle Maintenance Facility

Project Sponsor/Client: AFRC VMF

DOA PM: Richard Chaney

ABIA Number: F6005.02

Sub-project ID:

Estimate: \$41,500,000

Project Status: Site work continues, structures being raised. Project moving forward without any major issues. Temp crane NRA studies complete.

Project Name: HDS RNA/NGSI Austin Article

Project Sponsor/Client: HDS RNA/NGSI

DOA PM: Richard Chaney

ABIA Number: F4008.08

Sub-project ID:

Estimate: \$50,000

Project Status: Permitting almost complete. Tenant deliberating on starting prior to March and then starting RMC & Books once permitting is complete.

Project Name: HDS RNA/NGSI Virgin/Ruta Maya Coffee

Project Sponsor/Client: HDS RNA/NGSI

DOA PM: Richard Chaney

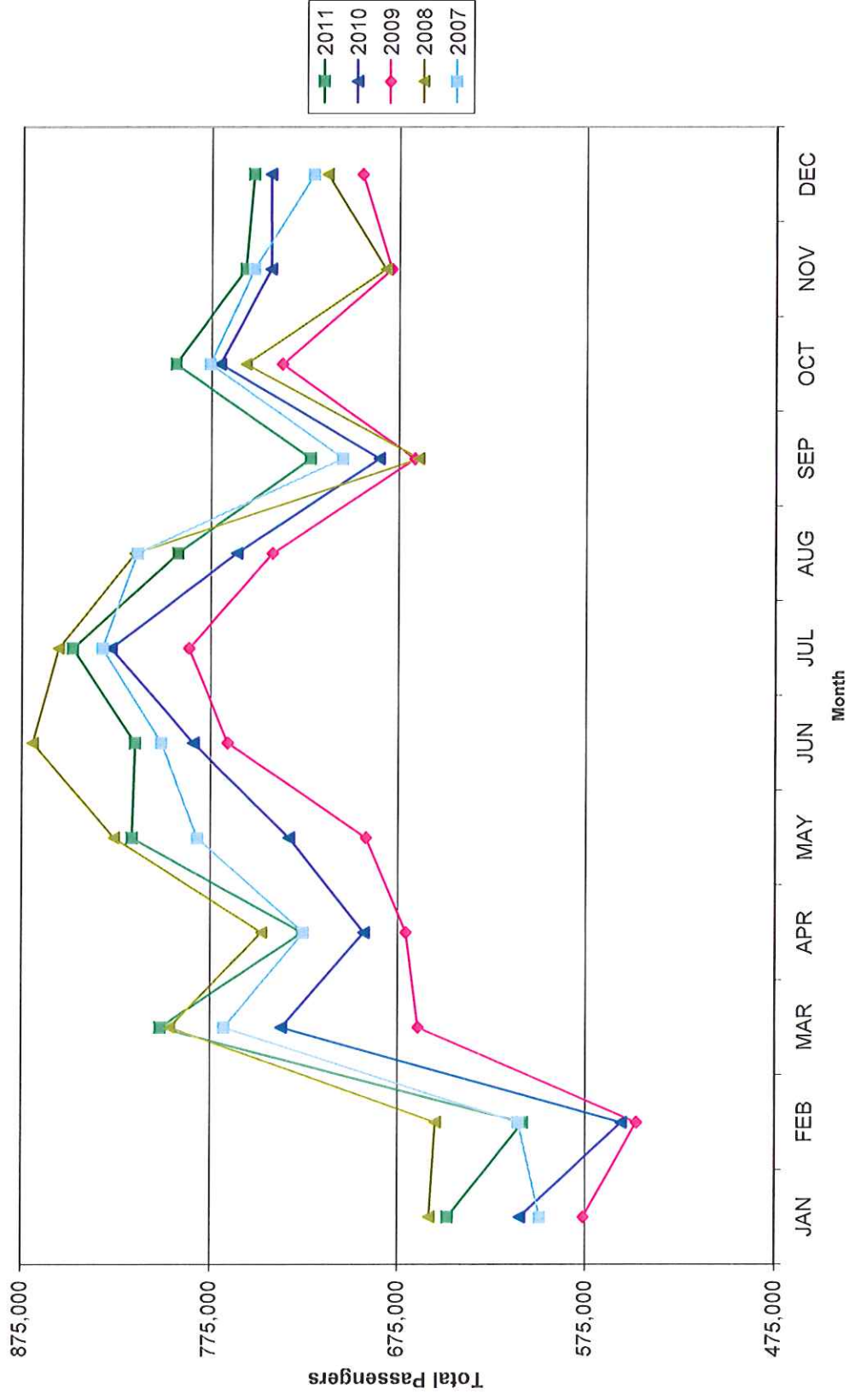
ABIA Number: F4008.07

Sub-project ID:

Estimate: \$300,000

Project Status: Project still in COA permitting.

AUSTIN PASSENGER TRAFFIC Calendar Year 2011 vs 2010



Austin-Bergstrom International Airport

Aviation Activity Report

Calendar Year

	12/2011	12/2010	Percent Change	01/2011 - 12/2011	01/2010 - 12/2010	Percent Change
<u>Passenger Activity</u>						
Domestic Enplaned Revenue	374,098	368,199	1.60	4,424,128	4,203,825	5.24
Domestic Deplaned Revenue	360,844	357,639	0.90	4,415,507	4,205,246	5.00
International Enplaned Revenue	0	0	0.00	4,546	2,527	79.90
International Deplaned Revenue	0	0	0.00	4,726	2,575	83.53
Domestic Enplaned Non-Revenue	8,998	9,084	-0.95	120,501	119,191	1.10
Domestic Deplaned Non-Revenue	8,413	8,520	-1.26	111,370	110,459	0.82
International Enplaned Non-Revenue	0	0	0.00	34	0	0.00
International Deplaned Non-Revenue	0	0	0.00	63	0	0.00
South Terminal-Intl Enplaned Revenue	0	0	0.00	0	0	0.00
South Terminal-Intl Deplaned Revenue	0	0	0.00	0	0	0.00
South Terminal-Intl Enplaned Non-Revenue	0	0	0.00	0	0	0.00
South Terminal-Intl Deplaned Non-Revenue	0	0	0.00	0	0	0.00
Passenger Totals	752,353	743,442	1.20	9,080,875	8,643,823	5.06

CURRENT PASSENGER RECORD = 869,308

RECORD SET = JUNE 2008

Aircraft Operations

Air Carrier	7,921	7,967	-0.58	95,220	93,037	2.35
Commuter & Air Taxi	1,372	1,591	-13.76	17,891	17,951	-0.33
Military	447	500	-10.60	6,750	6,924	-2.51
General Aviation						
Itinerant	3,328	4,563	-27.07	53,407	55,622	-3.98
Local	208	276	-24.64	3,063	3,380	-9.38
Total G.A.	3,536	4,839	-26.93	56,470	59,002	-4.29
Total Operations	13,276	14,897	-10.88	176,331	176,914	-0.33

Austin-Bergstrom International Airport

Aviation Activity Report

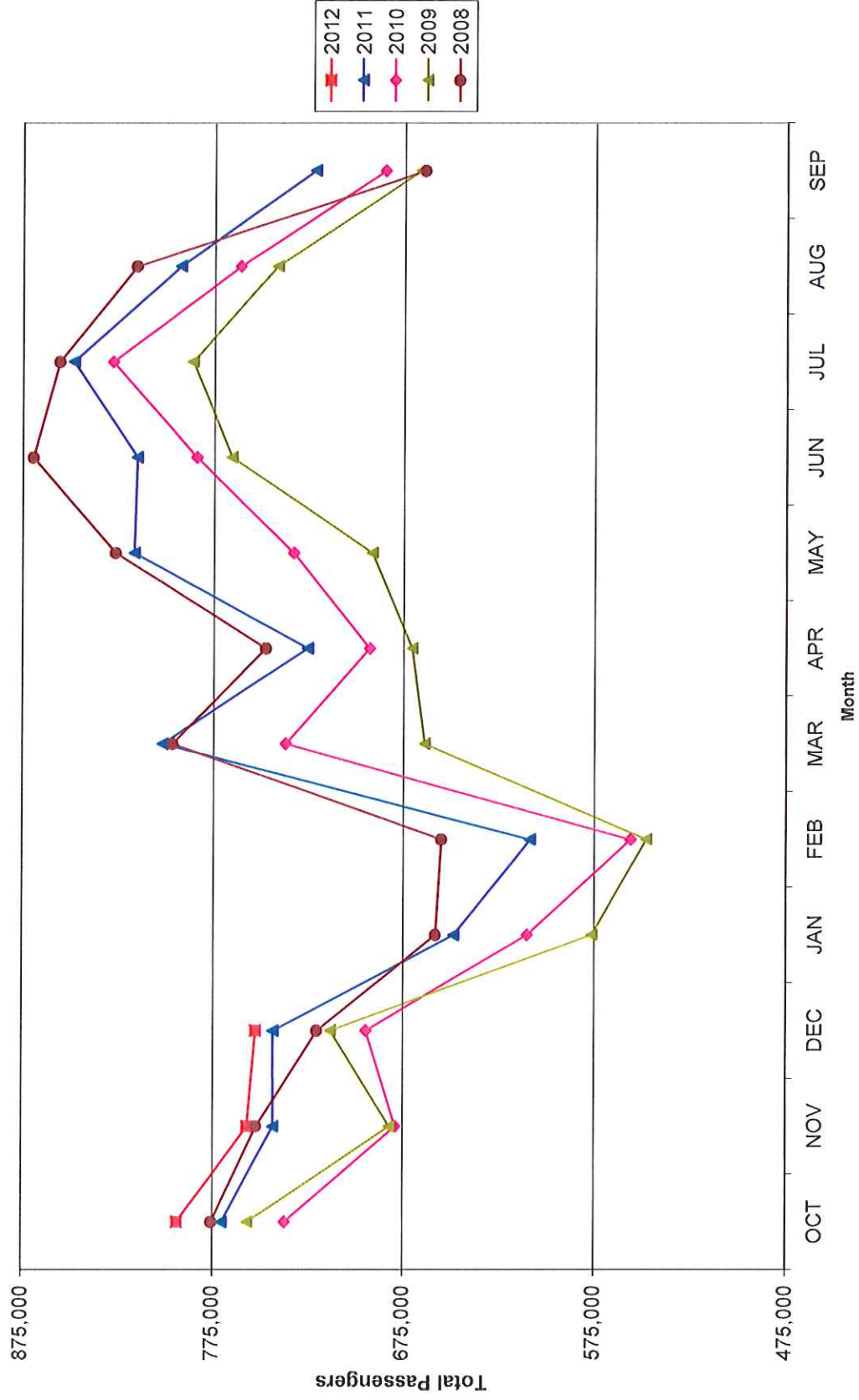
Calendar Year

	12/2011	12/2010	Percent Change	01/2011 - 12/2011	01/2010 - 12/2010	Percent Change
<u>Cargo Activity</u>						
Mail						
Domestic Enplaned Mail	82,241	176,098	-53.30	1,288,129	2,321,603	-44.52
Domestic Deplaned Mail	194,971	343,839	-43.30	2,723,768	3,154,231	-13.65
International Enplaned Mail	0	0	0.00	0	0	0.00
International Deplaned Mail	0	0	0.00	0	0	0.00
South Terminal-Intl Enplaned Mail	0	0	0.00	0	0	0.00
South Terminal-Intl Deplaned Mail	0	0	0.00	0	0	0.00
Mail Totals	277,212	519,937	-46.68	4,011,897	5,475,834	-26.73
Cargo						
Domestic Enplaned Cargo	5,673,914	5,503,623	3.09	62,760,719	62,191,838	0.91
Domestic Deplaned Cargo	6,647,735	5,738,815	15.84	64,814,769	64,133,044	1.06
International Enplaned Cargo	480,350	375,875	27.80	5,562,441	3,795,044	46.57
International Deplaned Cargo	377,808	291,811	29.47	5,121,382	4,571,296	12.03
South Terminal-Intl Enplaned Cargo	0	0	0.00	0	0	0.00
South Terminal-Intl Deplaned Cargo	0	0	0.00	0	0	0.00
Cargo Totals	13,179,807	11,910,124	10.66	138,259,311	134,691,222	2.65
Belly Freight						
Domestic Enplaned Belly Freight	473,543	588,915	-19.59	5,513,591	6,763,433	-18.48
Domestic Deplaned Belly Freight	415,609	493,655	-15.81	5,586,231	6,090,605	-8.28
International Enplaned Belly Freight	0	0	0.00	0	0	0.00
International Deplaned Belly Freight	0	0	0.00	0	0	0.00
South Terminal-Intl Enplaned Belly Frt	0	0	0.00	0	0	0.00
South Terminal-Intl Deplaned Belly Frt	0	0	0.00	0	0	0.00
Belly Freight Totals	889,152	1,082,570	-17.87	11,099,822	12,854,038	-13.65
Cargo Totals (Mail, Cargo, Belly Freight)	14,346,171	13,512,631	6.17	153,371,030	153,021,094	0.23

CURRENT CARGO RECORD = 40,215,518

RECORD SET = MARCH 2001

AUSTIN PASSENGER TRAFFIC Fiscal Year 2012 vs 2011



Austin-Bergstrom International Airport

Aviation Activity Report

Fiscal Year 2012 vs 2011

	12/2011	12/2010	Percent Change	10/2011 - 12/2011	10/2010 - 12/2010	Percent Change
<u>Passenger Activity</u>						
Domestic Enplaned Revenue	374,098	368,199	1.60	1,128,405	1,104,510	2.16
Domestic Deplaned Revenue	360,844	357,639	0.90	1,120,696	1,099,450	1.93
International Enplaned Revenue	0	0	0.00	0	0	0.00
International Deplaned Revenue	0	0	0.00	173	0	0.00
Domestic Enplaned Non-Revenue	8,998	9,084	-0.95	27,844	27,171	2.48
Domestic Deplaned Non-Revenue	8,413	8,520	-1.26	25,555	25,587	-0.13
International Enplaned Non-Revenue	0	0	0.00	0	0	0.00
International Deplaned Non-Revenue	0	0	0.00	32	0	0.00
South Terminal-Intl Enplaned Revenue	0	0	0.00	0	0	0.00
South Terminal-Intl Deplaned Revenue	0	0	0.00	0	0	0.00
South Terminal-Intl Enplaned Non-Revenue	0	0	0.00	0	0	0.00
South Terminal-Intl Deplaned Non-Revenue	0	0	0.00	0	0	0.00
Passenger Totals	752,353	743,442	1.20	2,302,705	2,256,718	2.04

CURRENT PASSENGER RECORD = 869,308

RECORD SET = JUNE 2008

Aircraft Operations

Air Carrier	7,921	7,967	-0.58	23,667	23,542	0.53
Commuter & Air Taxi	1,372	1,591	-13.76	4,393	4,968	-11.57
Military	447	500	-10.60	1,395	1,524	-8.46
General Aviation						
Itinerant	3,328	4,563	-27.07	12,114	15,220	-20.41
Local	208	276	-24.64	612	732	-16.39
Total G.A.	3,536	4,839	-26.93	12,726	15,952	-20.22
Total Operations	13,276	14,897	-10.88	42,181	45,986	-8.27

Austin-Bergstrom International Airport

Aviation Activity Report

Fiscal Year 2012 vs 2011

	12/2011	12/2010	Percent Change	10/2011 - 12/2011	10/2010 - 12/2010	Percent Change
<u>Cargo Activity</u>						
Mail						
Domestic Enplaned Mail	82,241	176,098	-53.30	224,342	606,235	-62.99
Domestic Deplaned Mail	194,971	343,839	-43.30	539,497	833,683	-35.29
International Enplaned Mail	0	0	0.00	0	0	0.00
International Deplaned Mail	0	0	0.00	0	0	0.00
South Terminal-Intl Enplaned Mail	0	0	0.00	0	0	0.00
South Terminal-Intl Deplaned Mail	0	0	0.00	0	0	0.00
Mail Totals	277,212	519,937	-46.68	763,839	1,439,918	-46.95
Cargo						
Domestic Enplaned Cargo	5,673,914	5,503,623	3.09	15,917,992	15,533,042	2.48
Domestic Deplaned Cargo	6,647,735	5,738,815	15.84	17,549,119	16,115,248	8.90
International Enplaned Cargo	480,350	375,875	27.80	1,664,872	1,151,629	44.57
International Deplaned Cargo	377,808	291,811	29.47	1,438,395	994,981	44.57
South Terminal-Intl Enplaned Cargo	0	0	0.00	0	0	0.00
South Terminal-Intl Deplaned Cargo	0	0	0.00	0	0	0.00
Cargo Totals	13,179,807	11,910,124	10.66	36,570,378	33,794,900	8.21
Belly Freight						
Domestic Enplaned Belly Freight	473,543	588,915	-19.59	1,411,622	1,652,836	-14.59
Domestic Deplaned Belly Freight	415,609	493,655	-15.81	1,234,535	1,465,740	-15.77
International Enplaned Belly Freight	0	0	0.00	0	0	0.00
International Deplaned Belly Freight	0	0	0.00	0	0	0.00
South Terminal-Intl Enplaned Belly Frt	0	0	0.00	0	0	0.00
South Terminal-Intl Deplaned Belly Frt	0	0	0.00	0	0	0.00
Belly Freight Totals	889,152	1,082,570	-17.87	2,646,157	3,118,576	-15.15
Cargo Totals (Mail, Cargo, Belly Freight)	14,346,171	13,512,631	6.17	39,980,374	38,353,394	4.24

CURRENT CARGO RECORD = 40,215,518

RECORD SET = MARCH 2001

CITY OF AUSTIN
AUSTIN-BERGSTROM INTERNATIONAL AIRPORT
Airport Operating Fund 5070
Income Statement - For Internal Use Only
Fiscal Year to Date for 3 Months ended December 31, 2011

	Amended Budget	Budget Annualized 3 months	Year to Date w/ Encumb	Y-T-D Variance Fav (Unfav)	Y-T-D % Variance Fav (Unfav)
REVENUE					
AIRLINE REVENUE					
Landing Fees	20,282,000	5,070,500	4,712,431	(358,069)	(7.1%)
Terminal Rental & Other Fees	20,690,000	5,172,500	5,111,590	(60,910)	(1.2%)
TOTAL AIRLINE REVENUE	40,972,000	10,243,000	9,824,021	(418,979)	(4.1%)
NON-AIRLINE REVENUE					
Parking	26,422,000	6,605,500	7,430,637	825,137	12.5%
Other Concessions	16,267,000	4,066,750	4,202,129	135,379	3.3%
Other Rentals and Fees	6,367,000	1,591,750	1,644,403	52,653	3.3%
TOTAL NON-AIRLINE REVENUE	49,056,000	12,264,000	13,277,169	1,013,169	8.3%
Interest Income	236,000	59,000	29,415	(29,585)	(50.1%)
TOTAL REVENUE	90,264,000	22,566,000	23,130,605	564,605	2.5%
OPERATING REQUIREMENTS					
Fac Mgmt, Ops and Airport Security	35,997,486	8,999,374	8,587,361	412,013	4.6%
Airport Planning and Development	1,648,359	412,090	416,382	(4,292)	(1.0%)
Support Services	10,380,139	2,595,035	2,192,494	402,541	15.5%
Business Services	9,440,813	2,360,204	2,163,416	196,788	8.3%
TOTAL OPERATING EXPENSES	57,466,797	14,366,703	13,359,653	1,007,050	7.0%
Debt Service					
GO Debt Service Fund	30,053	7,513	7,513	0	0.0%
2003 Series Airport Revenue Bond DS	10,171,269	2,542,817	1,938,000	604,817	23.8%
2005 Variable rate Notes (Swap)	17,606,948	4,401,737	4,723,588	(321,851)	(7.3%)
2005 Variable rate Notes Fees	3,589,598	897,400	484,747	412,653	46.0%
\$28 Million Variable Rate Note	1,306,840	326,710	146,149	180,561	55.3%
PFC Debt Service Funding	(13,679,803)	(3,419,951)	(3,245,249)	(174,702)	5.1%
TOTAL Net Debt Service	19,024,905	4,756,226	4,054,748	701,478	14.7%
OTHER REQUIREMENTS					
Workers' Compensation	329,622	82,406	82,404	2	0.0%
Citywide Administrative Support	1,563,714	390,929	390,929	0	0.0%
Communications & Technology Mgmt	1,201,393	300,348	300,348	0	0.0%
Accrued Payroll	55,800	13,950	13,950	0	0.0%
Additional Retirement Contribution	1,284,727	321,182	285,772	35,410	11.0%
Compensation Adjustment	22,425	5,606	4,670	936	16.7%
Wage Adjustment Market	98,914	24,729	0	24,729	100.0%
Liability Reserve	20,000	5,000	4,998	2	0.0%
Operating Reserve	291,000	72,750	0	72,750	100.0%
CTECC	141,930	35,483	35,483	0	0.0%
Trunked Radio Allocation	89,190	22,298	22,296	2	0.0%
TOTAL OTHER REQUIREMENTS	5,098,715	1,274,681	1,140,850	133,831	10.5%
TOTAL REQUIREMENTS	81,590,417	20,397,610	18,555,251	1,842,359	9.0%
EXCESS (DEFICIT) OF TOTAL AVAILABLE FUNDS OVER TOTAL REQUIREMENTS	8,673,583	2,168,390	4,575,354	2,406,964	111.0%

CITY OF AUSTIN
AUSTIN-BERGSTROM INTERNATIONAL AIRPORT
Airport Operating Fund 5070
Operating Income Statement - For Internal Use Only
Fiscal Year to Date for 3 Months ended December 31, 2011

	Close II - FYE 9/30/11 Actuals	FY2012 Amended Budget	Budget Annualized 3 months	FY2012 Year to Date w/ Encumb	Y-T-D Variance Fav (Unfav)	Y-T-D % Variance Fav (Unfav)
REVENUE						
AIRLINE REVENUE						
Landing Fees	18,556,036	20,282,000	5,070,500	4,712,431	(358,069)	(7.1%)
Terminal Rental & Other Fees	20,390,399	20,690,000	5,172,500	5,111,590	(60,910)	(1.2%)
TOTAL AIRLINE REVENUE	38,946,435	40,972,000	10,243,000	9,824,021	(418,979)	(4.1%)
NON-AIRLINE REVENUE						
Parking	27,854,382	26,422,000	6,605,500	7,430,637	825,137	12.5%
Other Concessions	16,435,686	16,267,000	4,066,750	4,202,129	135,379	3.3%
Other Rentals and Fees	6,658,686	6,367,000	1,591,750	1,644,403	52,653	3.3%
TOTAL NON-AIRLINE REVENUE	50,948,754	49,056,000	12,264,000	13,277,169	1,013,169	8.3%
TOTAL OPERATING REVENUE	89,895,189	90,028,000	22,507,000	23,101,190	594,190	2.6%
OPERATING REQUIREMENTS						
Fac Mgmt, Ops and Airport Security	33,344,798	35,997,486	8,999,374	8,587,361	412,013	4.6%
Airport Planning and Development	1,565,600	1,648,359	412,090	416,382	(4,292)	(1.0%)
Support Services	9,315,699	10,380,139	2,595,035	2,192,494	402,541	15.5%
Business Services	9,772,144	9,440,813	2,360,204	2,163,416	196,788	8.3%
TOTAL OPERATING EXPENSES	53,998,241	57,466,797	14,366,703	13,359,653	1,007,050	7.0%
OTHER REQUIREMENTS						
Workers' Compensation	333,827	329,622	82,406	82,404	2	0.0%
Citywide Administrative Support	1,697,020	1,563,714	390,929	390,929	0	0.0%
Communications & Technology Mgmt	1,465,059	1,201,393	300,348	300,348	0	0.0%
Accrued Payroll	91,467	55,800	13,950	13,950	0	0.0%
Additional Retirement Contribution	913,828	1,284,727	321,182	285,772	35,410	11.0%
Compensation Adjustment	21,613	22,425	5,606	4,670	936	16.7%
Wage Adjustment Market	0	98,914	24,729	0	24,729	100.0%
Liability Reserve	23,000	20,000	5,000	4,998	2	0.0%
Operating Reserve	627,561	291,000	72,750	0	72,750	100.0%
CTECC	57,161	141,930	35,483	35,483	0	0.0%
Trunked Radio Allocation	112,874	89,190	22,298	22,296	2	0.0%
TOTAL OTHER REQUIREMENTS	5,343,410	5,098,715	1,274,681	1,140,850	133,831	10.5%
TOTAL OPERATING REQUIREMENTS	59,341,651	62,565,512	15,641,384	14,500,503	1,140,881	7.3%
OPERATING INCOME	30,553,538	27,462,488	6,865,616	8,600,687	1,735,071	25.3%
OPERATING MARGIN	33.99%	30.50%	30.50%	37.23%	6.73%	

CITY OF AUSTIN
AUSTIN-BERGSTROM INTERNATIONAL AIRPORT
FUND SUMMARY COMPARISON WITH PPE RECONCILIATION

	This month - This Year vs. Last Year				Fiscal YTD - This Year vs. Last Year			
	FY12 (Dec 11) vs FY11 (Dec 10)				FY12 (Oct 11 - Dec 11) vs FY11 (Oct 10 - Dec 10)			
<u>Airline Revenue</u>	<u>FY12 Dec-11</u>	<u>FY11 Dec-10</u>	<u>Fav (Unfav) \$ Variance</u>	<u>Fav (Unfav) % Variance</u>	<u>FY12 YTD Dec-11</u>	<u>FY11 YTD Dec-10</u>	<u>Fav (Unfav) \$ Variance</u>	<u>Fav (Unfav) % Variance</u>
Landing Fees	1,796,417	1,559,539	236,878	15.2%	4,712,431	4,596,077	116,354	2.5%
Terminal Rental & Other Fees	1,770,452	1,685,654	84,798	5.0%	5,111,590	5,061,920	49,670	1.0%
Total Airline Revenue	3,566,869	3,245,193	321,676	9.9%	9,824,021	9,657,997	166,024	1.7%
<u>Non-Airline Revenue</u>								
Parking	2,328,691	2,163,203	165,488	7.7%	7,430,637	6,628,646	801,991	12.1%
Food/Beverage & Retail	468,963	477,066	(8,103)	(1.7%)	1,430,722	1,359,578	71,144	5.2%
Rental Car	705,885	732,271	(26,386)	(3.6%)	2,373,574	2,390,662	(17,088)	(0.7%)
Advertising	72,435	27,935	44,500	159.3%	203,618	83,804	119,814	143.0%
Ads Barter Revenue	2,285	3,125	(840)	(26.9%)	6,855	9,375	(2,520)	(26.9%)
Other Concessions	63,979	64,236	(257)	(0.4%)	187,360	183,546	3,814	2.1%
Other Rentals and Fees	566,087	707,551	(141,464)	(20.0%)	1,644,403	1,640,699	3,704	0.2%
Total Non-Airline Revenue	4,208,325	4,175,387	32,938	0.8%	13,277,169	12,296,310	980,859	8.0%
Interest Income	8,767	13,099	(4,332)	(33.1%)	29,415	59,214	(29,799)	(50.3%)
Total Operating Revenue	7,783,961	7,433,679	350,282	4.7%	23,130,605	22,013,521	1,117,084	5.1%
<u>Operating Requirements</u>								
Fac Mgmt, Ops and Airport Security	2,955,212	2,782,252	(172,960)	(6.2%)	8,587,361	8,438,756 *	(148,605)	(1.8%)
Airport Planning and Development	135,957	153,620	17,663	11.5%	416,382	411,318 *	(5,064)	(1.2%)
Support Services	742,540	738,489	(4,051)	(0.5%)	2,192,494	2,277,471 *	84,977	3.7%
Business Services	680,779	732,416	51,637	7.1%	2,163,416	2,188,852 *	25,436	1.2%
Total Operating Expense	4,514,488	4,406,777	(107,711)	(2.4%)	13,359,653	13,316,397 *	(43,256)	(0.3%)
<u>Debt Service</u>								
GO Debt Service Fund	0	0	0	N/A	7,513	7,525	12	0.2%
2003 Series Airport Revenue Bond DS	915,000	378,000	(537,000)	(142.1%)	1,938,000	1,129,000	(809,000)	(71.7%)
2005 Variable rate Notes (Swap)	1,371,523	1,941,062	569,539	29.3%	4,723,588	5,669,937	946,349	16.7%
2005 Variable rate Notes Fees	(65,960)	3,000	68,960	2298.7%	484,747	468,797	(15,950)	(3.4%)
\$28 Million Variable Rate Note	140,296	7,733	(132,563)	(1714.3%)	146,149	19,493	(126,656)	(649.8%)
PFC Debt Service Funding	(1,034,708)	(1,032,758)	1,950	0.2%	(3,245,249)	(3,231,542)	13,707	0.4%
Total Debt Service	1,326,151	1,297,037	(29,114)	(2.2%)	4,054,748	4,063,210	8,462	0.2%
<u>Other Requirements</u>								
Workers' Compensation	27,468	27,807	339	1.2%	82,404	83,456	1,052	1.3%
Citywide Administrative Support	130,310	141,362	11,052	7.8%	390,929	424,255	33,326	7.9%
Communications & Technology Mgmt	100,116	122,042	21,926	18.0%	300,348	366,267	65,919	18.0%
Accrued Payroll	4,650	8,663	4,013	46.3%	13,950	26,000	12,050	46.3%
Additional Retirement Contribution	95,822	71,472	(24,350)	(34.1%)	285,772	227,734	(58,038)	(25.5%)
Compensation Adjustment	2,241	1,294	(947)	(73.2%)	4,670	1,452	(3,218)	(221.6%)
CTECC	11,828	4,765	(7,063)	(148.2%)	35,483	14,294	(21,189)	(148.2%)
Trunked Radio Allocation	7,432	9,404	1,972	21.0%	22,296	28,220	5,924	21.0%
Liability Reserve	1,666	1,913	247	12.9%	4,998	5,747	749	13.0%
Total Other Requirements	381,533	388,722	7,189	1.8%	1,140,850	1,177,425	36,575	3.1%
Total Requirements	6,222,172	6,092,536	(129,636)	(2.1%)	18,555,251	18,557,032	1,781	0.0%
SURPLUS (DEFICIT) OF TOTAL AVAILABLE FUNDS OVER TOTAL REQUIREMENTS	\$ 1,561,789	\$ 1,341,143	\$ 220,646	16.5%	\$ 4,575,354	\$ 3,456,489	\$ 1,118,865	32.4%

* FY2011 Operating Requirements are restated to show the same number of pay periods as FY2012

CITY OF AUSTIN
AUSTIN-BERGSTROM INTERNATIONAL AIRPORT
Non-Airline Revenue Detail

This month - This Year vs. Last Year
FY12 (Dec 11) vs FY11 (Dec 10)

Fiscal YTD - This Year vs. Last Year
FY12 (Oct 11 - Dec 11) vs FY11 (Oct 10 - Dec 10)

	December 2011	December 2010	Fav (Unfav) Variance	Fav (Unfav) %	YTD FY12	YTD FY11	Fav (Unfav) Variance	Fav (Unfav) %
PARKING REVENUES								
Parking	2,242,700	2,083,013	159,687	7.67%	7,128,421	6,363,251	765,170	12.02%
Off Airport Parking	85,991	80,190	5,801	7.23%	302,216	265,395	36,821	13.87%
TOTAL PARKING REVENUES	2,328,691	2,163,203	165,488	7.65%	7,430,637	6,628,646	801,991	12.10%
OTHER CONCESSIONS								
Rental Cars	705,885	732,271	(26,386)	(3.60%)	2,373,574	2,390,662	(17,088)	(0.71%)
Food and Beverage	289,504	288,362	1,142	0.40%	841,954	774,696	67,258	8.68%
Advertising	72,435	27,935	44,500	159.30%	203,618	83,804	119,814	142.97%
Telephone	34,756	33,312	1,444	4.33%	95,021	89,068	5,953	6.68%
News and Gift	179,459	188,704	(9,245)	(4.90%)	588,768	584,882	3,886	0.66%
Ads Barter Revenue	2,285	3,125	(840)	(26.88%)	6,855	9,375	(2,520)	(26.88%)
Airline Catering	11,550	13,167	(1,617)	(12.28%)	37,793	41,351	(3,558)	(8.60%)
Vending Commissions	17,383	17,468	(85)	(0.49%)	53,671	52,292	1,379	2.64%
Miscellaneous	290	289	1	0.35%	875	835	40	4.79%
TOTAL OTHER CONCESSIONS	1,313,547	1,304,633	8,914	0.68%	4,202,129	4,026,965	175,164	4.35%
OTHER RENTALS & FEES								
Building-FBOs	41,796	41,316	480	1.16%	126,064	123,947	2,117	1.71%
Building - Other	122,353	109,224	13,129	12.02%	379,946	331,424	48,522	14.64%
Ground Rent	72,072	71,239	833	1.17%	216,229	213,729	2,500	1.17%
Telephone - STS	34,784	48,410	(13,626)	(28.15%)	93,047	110,988	(17,941)	(16.16%)
Building Maintenance Reimbursements	15,324	32,397	(17,073)	(52.70%)	32,397	32,397	0	0.00%
Facility Services Reimbursements	4,116	12,226	(8,110)	(66.33%)	13,017	12,226	791	6.47%
Hotel	47,500	121,988	(74,488)	(61.06%)	134,199	121,988	12,211	10.01%
GTSa Shuttle Permits	9,462	7,125	2,337	32.80%	13,708	7,500	6,208	82.77%
Taxi-Cab	17,986	18,778	(792)	(4.22%)	44,062	60,238	(16,176)	(26.85%)
Cargo Facilities	17,733	16,996	737	4.34%	53,198	50,988	2,210	4.33%
Fuel Flowage	53,115	64,698	(11,583)	(17.90%)	159,828	159,707	121	0.08%
Fuel Facility Fees	62,995	62,219	776	1.25%	187,474	186,657	817	0.44%
Cargo Ramp Use Fee	38,076	36,159	1,917	5.30%	110,729	112,229	(1,500)	(1.34%)
Other	17,592	56,053	(38,461)	(58.62%)	50,720	89,528	(38,808)	(43.35%)
Cash Over/Short	803	760	43	5.66%	2,652	2,321	331	14.26%
GSEM User Fee	3,177	3,177	0	0.00%	9,531	9,531	0	0.00%
Airport ID Badges, Fingerprints, Keys	7,203	4,786	2,417	50.50%	17,802	15,301	2,501	15.04%
TOTAL OTHER RENTALS & FEES	566,087	707,551	(141,464)	(19.99%)	1,644,403	1,640,699	3,704	0.23%
TOTAL NON-AIRLINE REVENUE	4,208,325	4,175,387	32,938	0.79%	13,277,169	12,296,310	980,859	7.98%
ACTUAL % OF TOTAL REVENUE	54.1%	56.2%	(2.1)	(3.74%)	57.4%	55.9%	1.5	2.68%
TARGET %	60.0%				60.0%			

CITY OF AUSTIN
AUSTIN-BERGSTROM INTERNATIONAL AIRPORT
NON-AIRLINE REVENUE ACTUALS

	This month - This Year vs. Last Year				Fiscal YTD - This Year vs. Last Year			
	FY12 (Dec 11) vs FY11 (Dec 10)				FY12 (Oct 11- Dec 11) vs FY11 (Oct 10- Dec 101)			
	<u>FY12 Dec-11</u>	<u>FY11 Dec-10</u>	<u>Fav (Unfav) \$ Variance</u>	<u>Fav (Unfav) % Variance</u>	<u>FY12 YTD Dec-11</u>	<u>FY11 YTD Dec-10</u>	<u>Fav (Unfav) \$ Variance</u>	<u>Fav (Unfav) % Variance</u>
<u>Non-Airline Revenue</u>								
OTHER CONCESSIONS								
Rental Cars	713,828	666,563	47,265	7.1%	2,382,553	2,348,529	34,024	1.4%
Food and Beverage	269,258	259,042	10,216	3.9%	817,269	759,710	57,559	7.6%
News and Gift	179,937	172,255	7,682	4.5%	590,237	575,285	14,952	2.6%
TOTAL	1,163,023	1,097,860	65,163	5.9%	3,790,059	3,683,524	106,535	2.9%

CITY OF AUSTIN
AUSTIN-BERGSTROM INTERNATIONAL AIRPORT
ADVERTISING CONTRACT ANALYSIS

This month - This Year vs. Last Year
FY12 (Dec 11) vs FY11 (Dec 10)


Fiscal YTD - This Year vs. Last Year
FY12 (Oct 11- Dec 11) vs FY11 (Oct 10- Dec 10)

Advertising	FY12 Dec-11	FY11 Dec-10	Fav (Unfav) \$ Variance	Fav (Unfav) % Variance	FY12 YTD Dec-11	FY11 YTD Dec-10	Fav (Unfav) \$ Variance	Fav (Unfav) % Variance
Hotel	2,205	4,091	(1,886)	(46.1%)	6,568	12,273	(5,705)	(46.5%)
Cab	785	344	441	128.2%	2,329	1,032	1,297	125.7%
Others:								
Static Display	50,360	13,300			127,219	80,700		
Tech Display	19,085	0			67,503	0		
MAG	0	0			0	0		
Others Subtotal:	69,445	13,300	56,145	422.1%	194,722	80,700	114,022	141.3%
TOTAL	72,435	17,735	54,700	308.4%	203,619	94,005	109,614	116.6%

**AUSTIN-BERGSTROM INTERNATIONAL AIRPORT
ENPLANEMENTS
FY 2012 VS. FY 2011**

	<u>FY 2012</u>	<u>FY 2011</u>	<u>Month over Month</u> <u>Change</u> <u>%</u>	<u>YTD</u> <u>Change</u> <u>%</u>
October	393,343	381,906	2.99%	2.99%
November	379,810	372,492	1.96%	2.49%
December	383,096	377,283	1.54%	2.17%
January	-	320,267		
February	-	303,871		
March	-	399,305		
April	-	362,683		
May	-	413,069		
June	-	418,307		
July	-	425,683		
August	-	386,879		
September	-	362,896		
	<u>1,156,249</u>	<u>4,524,641</u>		
	<u>YTD Dec-11</u>	<u>YTD Dec-10</u>	<u>Inc/(Dec)</u>	<u>% Inc/(Dec)</u>
	1,156,249	1,131,681	24,568	2.17%

GROUND TRANSPORTATION TRANSACTIONS
DECEMBER 2012



YEAR TO YEAR COMPARISON			
SERVICE CATEGORY	DECEMBER 2012	DECEMBER 2011	% Increase/(decrease)
TAXICAB	23,306	19,563	19.1%
LIMOUSINE	2,508	1,664	50.7%
HOTEL SHUTTLE	2,926	2,758	6.1%
OTHER SHUTTLE	401	491	(18.3%)
CHARTER BUS	0	2	(100.0)%
OVERALL TOTAL	29,141	24,478	19.0%

AGENDA



Recommendation for Council Action (Purchasing)

Austin City Council	Item ID:	12898	Agenda Number	<ITEM_OUTLINE>
Meeting Date:	March 8, 2012			
Department:	Purchasing			
Subject				
<p>Authorize award and execution of a 12-month requirements service contract with INLAND TECHNOLOGIES LTD., for runway derubberization for the Aviation Department in an estimated amount not to exceed \$81,500, with three 12-month extension options in an estimated amount not to exceed \$81,500 per extension option, for a total estimated contract amount not to exceed \$326,000.</p>				
Amount and Source of Funding				
<p>Funding in the amount of \$15,000 is available in the Fiscal Year 2011-2012 Operating Budget of the Aviation Department. Funding for the remaining 6 months of the original contract period and the extension options is contingent upon available funding in future budgets.</p>				
Fiscal Note				
<p>There is no unanticipated fiscal impact. A fiscal note is not required.</p>				
Purchasing Language:	Lowest bid of four bids received.			
Prior Council Action:	To be reviewed by the Austin Airport Advisory Commission on February 14, 2012.			
For More Information:	Brenda Helgren, Sr. Buyer/974-9141			
Boards and Commission Action:				
MBE / WBE:	This contract will be awarded in compliance with Chapter 2-9C of the City Code (Minority-Owned and Women-Owned Business Enterprise Procurement Program). No subcontracting opportunities were identified; therefore, no goals were established for this solicitation.			
Related Items:				
Additional Backup Information				
<p>This contract will provide for runway derubberization services for the Aviation Department on an as-needed basis. In accordance with (IAW) FAA Advisory Circular 150/5320-12, the Austin airport needs to have rubber removed at a minimum of once every 6 months based upon the number of jet aircraft landing on the runways. This service is required to maintain a minimum amount friction on runway surfaces. The planned areas to have rubber removed are Runway 17R, Runway 35L, and East Runway (17L/35R).</p>				

BID TABULATION/MATRIX

IFB BKH0121REBID

Runway Rubber Removal

(1 Line Item)

Vendor**Total Price for Twelve Month Period**Inland Technologies, Ltd.
Fairfax, VA

\$ 81,500

Chemtek, Inc
Morrisville, NC

\$ 93,318

Hi-Lite Markings, Inc.
Adams Center, NY

\$114,100

Unicen Industries
Bellevue, WA

*

*Unicen Industries was deemed non-responsive for not returning a required certification.

A complete bid tabulation is on file in the Purchasing Office and on the City of Austin, FASID Purchasing website.

PRICE ANALYSIS

- a. Adequate Competition.
- b. Twelve notices were sent including 0 MBEs and 0 WBE. Four bids were received. MBEs and/or WBEs did not respond.
- c. The pricing offered represents a 17% decrease from the last purchase made July 2011. The savings is based on a quantity discount for an additional 695,000 sq ft.

APPROVAL JUSTIFICATION

- a. Lowest bid.
- b. The Purchasing Office concurs with the Aviation and Public Works Department's recommended award.
- c. Advertised in the Austin American Statesman and on the Internet.

A G E N D A



Recommendation for Council Action (Purchasing)

Austin City Council

Item ID:

12865

Agenda Number

<ITEM_OUTLINE>

Meeting Date:

March 1, 2012

Department:

Purchasing

Subject

Authorize award and execution of a 36-month requirements supply contract with STATEWIDE MATERIALS TRANSPORT LTD., for dolomite limestone crushed aggregate for the Street and Bridge Division of Public Works and the Aviation Departments used to minimize ice/snow build-up on streets in an estimated amount not to exceed \$120,000, with three 12-month extension options in an estimated amount not to exceed \$40,000 per extension option, for a total estimated contract amount not to exceed \$240,000.

Amount and Source of Funding

Funding in the amount of \$20,000 is available in the Fiscal Year 2011-2012 Operating Budget of the Street and Bridge Division of Public Works and Aviation Departments. Funding for the remaining 30 months of the original contract period and the extension options is contingent upon available funding in future budgets.

Fiscal Note

There is no unanticipated fiscal impact. A fiscal note is not required.

Purchasing
Language:

Lowest bid of four bids received.

Prior Council
Action:For More
Information:

Brenda Helgren, Sr. Buyer/974-9141

Boards and
Commission
Action:

To be reviewed by the Austin Airport Advisory Commission on February 14, 2012.

MBE / WBE:

This contract will be awarded in compliance with Chapter 2-9D of the City Code (Minority-Owned and Women-Owned Business Enterprise Procurement Program). No subcontracting opportunities were identified; therefore, no goals were established for this solicitation.

Related Items:

Additional Backup Information

This contract will provide for the purchase of an estimated 2,500 tons per year of dolomite limestone crushed aggregate for the Public Works and Aviation Department on an as-needed basis. This product minimizes ice/snow build-up on streets and eliminates the use of salt or sand during light snowfall or ice build-up. This supply agreement will help to ensure that dolomite limestone is readily available for required repairs and maintenance. The use of the dolomite limestone may not eliminate the need for salt or sand in extremely inclement weather conditions.

MBE/WBE solicited: 3/1

MBE/WBE bid: 0/0

BID TABULATION/MATRIX

IFB BKH0129

Dolomite Crushed Limestone Aggregate
(1 Line Item)

<u>Vendor</u>	<u>Total Price for Twelve Month Period</u>
Statewide Materials Transport Ltd. Manor, TX	\$40,000
Community Trucking LLC Cedar Creek, TX	\$49,625
Hard Rock Transportation Austin, TX	\$87,500
Vulcan Construction San Antonio, TX	\$87,500

A complete bid tabulation is on file in the Purchasing Office and on the City of Austin, FASD Purchasing website.

PRICE ANALYSIS

- Adequate Competition.
- Thirty-two notices were sent including three MBEs and 1 WBE. Four bids were received. MBEs and/or WBEs did not respond.
- The pricing offered represents a 3% increase from the last purchase made September 2008.

APPROVAL JUSTIFICATION

- Lowest bid.
- The Purchasing Office concurs with the Aviation and Public Works Department's recommended award.
- Advertised in the Austin American Statesman and on the Internet.

**City Of Austin
Department of Aviation
FY 2013 Capital Improvements Plan Budget**

FY 2013 Fund to be Provided:

Airport Capital Fund	\$	22,062,500
FAA AIP Grants		<u>1,987,500</u>

Total funds available:		<u>\$ 24,050,000</u>
-------------------------------	--	-----------------------------

Funds to be used for:

Airside Improvements	2,650,000
Landside Improvements	16,000,000
Terminal Improvements	<u>5,400,000</u>

Total project requirements:	<u>\$ 24,050,000</u>
------------------------------------	-----------------------------

City of Austin
Department of Aviation
FY 2013 CIP Budget Project Detail
February 14, 2012

Continuing Projects		REQUESTED 2013	COMMENTS
Parking Operations Improvements		4,000,000	
NEW PROJECTS			
Taxiway A Completion - Design		1,000,000	
FAA Duct Bank Relocation - Design		250,000	
FAA Duct Bank Relocation - Construction		1,100,000	
GIS - Electronic Airport Layout Plan		300,000	
Terminal East Infill - Design		4,000,000	
Terminal Improvements FY2013 (Phase 8)		1,300,000	
	Wet Sprinkler Improvements Study		
	Terminal Electric Arc Flash Study		
	Other Terminal Improvements		
Baggage Handling System - Assessment		100,000	
CONRAC Related Landside Improvements		6,000,000	
	Parking Garage Internal Ramps		
	Freight/Garage Elevator Refurbish		
Chillers/Boilers - Out Buildings		1,000,000	
Upper Level Embankment Inspections and Repairs		1,000,000	
Stormwater Drainage Improvements (Outfall 16 Improvements)		2,000,000	
Landside Roadway Improvements		2,000,000	
TOTAL		\$ 24,050,000	