



**AUSTIN AIRPORT ADVISORY COMMISSION  
MINUTES**

**REGULAR MEETING  
TUESDAY, MARCH 13, 2012**

The Austin Airport Advisory Commission convened in a regular meeting on Tuesday, March 13, 2012 at 2716 Spirit of Texas Drive, in Room 160 in Austin, Texas.

Chair Dale Murphy called the meeting to order at 5:03 p.m.

**Commission Members in Attendance:**

Dale Murphy, Chair	Steven Hart, Vice Chair	D'Ann Johnson, Secretary
George Farris	Ernest Saulmon	Rose Marie Klee

**Commission Members Absent:**

James Kelsey

**Staff in Attendance:**

Shane Harbinson, Dave Arthur, Kellye Mireles, Robert Hengst, Joe Medici

**Others Present:**

Chris Coons, RW Armstrong

**1. CITIZENS COMMUNICATIONS: GENERAL**

None.

**2. APPROVAL OF MINUTES**

The minutes from the meeting of February 14, 2012 were approved on Commission Member George Farris' motion, Commission Member Rose Marie Klee's second on a 6-1 vote. Commission Member James Kelsey was absent.

**3. STAFF BRIEFING, REPORTS AND PRESENTATIONS**

- a) Planning & Engineering Capital Improvement Project Status Report Presentation was presented by Shane Harbinson, Assistant Director, Aviation Department. Shane Harbinson hit on several highlights from Planning & Engineering projects. Formula 1 support is a multiple project for Formula 1 activity. A glass partition wall will be used at gate three to convert it into a domestic/international gate. A baggage drop will be added in customs on the apron level consisting of two roll up doors to allow people who are

going through customs to pick up their bags. It should be up and going by November. F1 support also includes working with staff to come up with a strategy to manage all the F1 activities as far as F1 team support, car rental support, helicopter support, and terminal support. We are working to make sure that we follow the direction of the city council and city manager that they want to use the F1 as a good experience for everyone that comes to Austin. There will be emergency power improvements for the IT building – we are working with Austin Energy to see if there is additional funding necessary since it is a very complicated building. There is an expansion joints product under 30% review. The terminal fire protection improvements project is to replace the dry pipe throughout the terminal and is a 5 plus million dollar project. The new employee parking lot is at 90% design. The parking lot should be open by 2013. Presidential Boulevard will have roadway improvements funded by the FAA and will connect with Spirit of Texas Drive. Improvements are being made at the Planning and Engineering building. There is still work being done on the mobile home park that is noise related.

- b) Finance & Operations Reports Presentation was presented by Dave Arthur, Assistant Director, Aviation Department. Enplanements were up just under 2% from last January. Airline revenue is up about 1% over last year but under budget by 5%. Parking is about 10% over budget and 10% over the same period last year. Rental cars are up slightly over last year by 2%. Food and beverage is up 7%. Retail revenue is up 2%. Operating expenses are about 9% under budget. The operating margin is 37.2%
- c) GTSA Transactions Report Presentation was presented by Shane Harbinson, Assistant Director, Aviation Department. Shane Harbinson discussed the GTSA Transactions for February 2012. See below for a year-to-year comparison.

YEAR TO YEAR COMPARISON			
SERVICE CATEGORY	FEBRUARY 2012	FEBRUARY 2011	% Increase/(decrease)
TAXICAB	22,415	23,997	(6.6%)
LIMOUSINE	2,701	1,845	46.4%
HOTEL SHUTTLE	2,932	2,814	4.2%
OTHER SHUTTLE	498	271	83.8%
CHARTER BUS	10	15	(33.3)%
OVERALL TOTAL	28,556	28,942	(1.3%)

#### 4. ABIA Action Items

- a) Authorize award and execution of a 36-month requirements service contract with **ALAMO DOOR SYSTEMS OF TEXAS, INC.**, for overhead door maintenance and repair for various city facilities in an estimated amount not to exceed \$1,200,000 with three 12-month extension options in an estimated amount not to exceed \$450,000 for the first extension option; \$500,000 for the second extension option, and \$550,000 for the third extension option, for a total estimated contract amount not to exceed \$2,700,000.



**The motion authorizing action item 4a was approved with corrected backup on Secretary D'Ann Johnson's motion, Commission Member Rose Marie Klee's second on a 6-1 vote. Commission Member James Kelsey was absent.**

- b) Authorize award and execution of a 48-month requirements supply agreement with **TEXAS MULTIPLE AWARD SCHEDULE (TXMAS), TEXAS LOCAL GOVERNMENT PURCHASING COOPERATIVE (BUYBOARD)** or any other cooperative purchasing organization contracts available within the State of Texas and authorized by the Austin City Council for the purchase of automotive tires for Fleet Services and Aviation in an amount not to exceed \$6,602,640. **The motion authorizing action item 4b was approved on Secretary D'Ann Johnson's motion, Commission Member Ernest Saulmon's second on a 6-1 vote. Commission Member James Kelsey was absent.**
- c) Authorize execution of a construction contract with **RODRIGUEZ BARR, INC. DBA THE BARR COMPANY, AIA**, Austin, TX for ABIA Campus Signage Improvements in the amount of \$1,556,910.10 plus a \$155,691 contingency, for a total contract amount not to exceed \$1,712,601.10. **The motion authorizing action item 4c was approved on Secretary D'Ann Johnson's motion, Commission Member Rose Marie Klee's second on a 6-1 vote. Commission Member James Kelsey was absent.**
- d) Authorize negotiation and execution of an amendment to the professional services agreement with **CDM SMITH, INC.** (formerly Camp Dresser & McKee, Inc.), Austin, TX for engineering services for the Austin-Bergstrom International Airport (ABIA) Stormwater Drainage Master Plan Update project in the amount of \$115,000, for a total contract amount not to exceed \$668,000. **The motion authorizing action item 4d was approved on Secretary D'Ann Johnson's motion, Commission Member Ernest Saulmon's second on a 6-1 vote. Commission Member James Kelsey was absent.**
- e) Authorize execution of a construction contract with **MID-STATE PLUMBING, INC.** (WBE Firm with 45.2%), Austin, Texas for the Info Systems Building Fire Protection Improvements Project in the amount of \$448,000 plus a \$50,000 allowance, for a total contract amount not to exceed \$498,000. **The motion authorizing action item 4e was approved on Secretary D'Ann Johnson's motion, Vice Chair Steven Hart's second on a 6-1 vote. Commission Member James Kelsey was absent.** Item was corrected to read: *Authorize execution of a construction contract with **MID-STATE PLUMBING, INC.**, (WBE/FW 45.2%), for ABIA Information Systems Building Fire Protection Improvements in the amount of \$498,000 plus a \$49,800 contingency, for a total contract amount not to exceed \$547,800.*

## **5. NEW BUSINESS**

- a) CONRAC Project Update was presented by Shane Harbinson, Assistant Director, Aviation Department. The design has been kicked off for the first phase. One major milestone will be at the end of the month on the 30<sup>th</sup> when the car rental independent architects with their selected firm and our advisory consultant that we hired to oversee it and protect the airports interest will meet.

- b) Select an Airport Advisory Member to be an advisor to the AIPP Art Jury Panel for the CONRAC project. The terminal has had a lot of success with the artwork and we want to continue that with the CONRAC facility dedicating about two million dollars to arts and public places. An Airport Advisory Commission Member is needed to be an advisor to the jury that will be selecting an artist. D'Ann Johnson and Rose Marie Klee volunteered.
- c) Briefing on the FAA reauthorization 2012 and FAA Grants was presented by Shane Harbinson, Assistant Director, Aviation Department. Shane discussed how one of the roles of being on the Airport Advisory Commission is being aware of grant opportunities. 112<sup>th</sup> Congress just passed a new authorization bill and this is a big deal for airports. It extends the FAA's DOT program up to 2015 so we have about 3 years before there is another reauthorization bill. Shane then discussed the history of the bill and gave handouts to all commission members.
- d) Taxi Cab permits (requested by D'Ann Johnson) - 45 new permits have been added and 50 more permits are in question.
- e) Discussion of AAAC Start Time. It was decided that we would keep the time the same.

## 6. OLD BUSINESS (updates)

- a) Status of action items upon which the Commission has made a recommendation to Council.  
*(Please note the progress of the following items)*

Authorize award and execution of a 12-month requirements service contract with **INLAND TECHNOLOGIES LTD.**, for runway derubberization for the Aviation Department in an estimated amount not to exceed \$81,500, with three 12-month extension options in an estimated amount not to exceed \$81,500 per extension option, for a total estimated contract amount not to exceed \$326,000. *[Item scheduled to go before City Council on March 8, 2012.]*

Authorize award and execution of a 36-month requirements supply contract with **STATEWIDE MATERIALS TRANSPORT LTD.**, for dolomite limestone crushed aggregate for the Street and Bridge Division of Public Works and the Aviation Departments used to minimize ice/snow build-up on streets in an estimated amount not to exceed \$120,000, with three 12-month extension options in an estimated amount not to exceed \$40,000 per extension option, for a total estimated contract amount not to exceed \$240,000. *[Item went before City Council on March 1, 2012 and passed.]*

- b) Properties Lease Agreements – A new airline service is coming - Cancun flights will be under United and Southwest (which will be under Airtrans).
- c) General Aviation – Aviation has offered to Ascend GA development an option to split the costs 50/50 to relocate the FAA Cable duct bank line. Ascend is considering the option.

## 7. FUTURE AGENDA ITEMS

Annual Report



## **8. ADJOURNMENT**

Motion to adjourn the meeting was made by Commission Member Ernest Saulmon, George Farris' second on a 6-1 vote. Meeting was adjourned at 7:03 p.m.

**Date of next meeting:** April 10, 2012

---

1 - Preliminary

---

**Project Name: ABIA Parking Operations Improvements**

DOA PM:	Dale Thompson	PWD PM:	Robin Camp	Estimate:	\$1,290,000
FDU Number:	4910-8107-3186	Sub-project ID:	6001.070	ABIA Number:	L3186

Project Status: Scope of work will depend on Parking's determination of requirements (dependent on CONRAC). The cargo ramp parking lot was done as a higher priority than this project. Bulk water supply point curb/road and tug tunnel ramp work being done under this project.

Scope of project has changed to the upgrade of Lot F to a premium parking product, to include canopies, new entry and exits, possibly a car wash, possibly an upgrade of the North Toll Booth Plaza.

Scope is not completely finalized at this point - some questions remain to be answered by ABIA management. Waiting for management decisions regarding scope.

---

**Project Name: Airfield Security Fence Improvements**

DOA PM:	Chris Graham	PWD PM:		Estimate:	\$346,000
FDU Number:	4910-8107-3212	Sub-project ID:	6000.061	ABIA Number:	A3212

Project Status: Scoping meeting held. Scope seems to be South end of West side of airfield, sections of West side, and areas around the North Cargo Apron. Rough measurements are to be completed soon so a more accurate estimate can be done. Measurement to be done using Google Earth.

---

**Project Name: Terminal East Infill Project**

DOA PM:	Robert Mercado	PWD PM:	Burton Jones	Estimate:	\$2,600,000
FDU Number:	4910-8107-3215	Sub-project ID:	5415.065	ABIA Number:	T3215

Project Status: Design Criteria Manual (DCM) work has begun with RL Architect Corgan. DCM scheduled to be complete in April 2012 in order to advertise the RFQ for the Design-Builder for the Project on April 23.

---

**Project Name: Formula One - Support**

DOA PM:	Joe Medici	PWD PM:		Estimate:	\$100,000
FDU Number:	4910-8107-3225	Sub-project ID:	6501.029	ABIA Number:	M3225

Project Status: NTP for initial work was issued 3/14/12. Consultant has attended initial round of meetings with F1 committees. Working with RW Armstrong to develop full scope of services proposal.

---



## AVIATION PROJECTS STATUS REPORT

Monday, April 02, 2012

---

### 2 - Design/Study

---

**Project Name: Drainage Master Plan**

DOA PM: Joe Medici                      PWD PM: Robert Pirtle                      Estimate: \$750,000  
FDU Number: 4910-8107-3139              Sub-project ID: 5702.007              ABIA Number: M3139  
Project Status: Second Environmental Board presentation scheduled for April 4, 2012. Additional project funding approved by AAAC - scheduled to go to Council on April 12, 2012.

---

**Project Name: Cooling Tower Repairs**

DOA PM: Robert Mercado                      PWD PM:                      Estimate: \$400,000  
FDU Number: 4910-8107-3143              Sub-project ID: 6001.063              ABIA Number: P3143  
Project Status: Update adjustments to 2010 PER scope of work recommendations will now be made due to the passage of time (and water). RL MEP Engineer Encotech has been hired to scope and develop JOC package. Repair work on site will need to be done over winter 2012-2013. 50% Submittal is due April 4 for review.

---

**Project Name: ABIA Parking Garage and Rental Car Facility (CONRAC)**

DOA PM: Janice White                      PWD PM: Robert Pirtle                      Estimate: \$2,000,000  
FDU Number: 4910-8107-3162              Sub-project ID: 6001.006              ABIA Number: L3162  
Project Status: Project schedule established through November 2012. Resource allocation plan updated. Project has officially moved into Phase 1 Design Phase. Expert Advisor proposal for Phase 1 services in review. Initial permitting meeting held. AIPP RFP reviewed, coordination ongoing. March meeting set with COA Fire Marshall. Bid package strategy being developed. Assisting with development of Concession Agreement. CONRAC meetings held March 30th with D/B, Developer, RACs and ABIA. Followup design meetings to be scheduled over the next three weeks.

---

**Project Name: IS Building 7355 Emergency Power Improvements**

DOA PM: Ben Avila                      PWD PM: Burton Jones                      Estimate: \$1,200,000  
FDU Number: 4910-8107-3163              Sub-project ID: 6001.067              ABIA Number: P3163  
Project Status: Project is In PRELIM Phase.  
Plan to complete PER in APR-2012 so can move into DESIGN Phase after added funding has been obtained.

---

**Project Name: Central Utility Plant Piping Improvements**

DOA PM: Robert Mercado                      PWD PM:                      Estimate: \$170,000  
FDU Number: 4910-8107-3164              Sub-project ID: 6001.065              ABIA Number: P3164  
Project Status: This work will be combined with 4910-8107-3143.

---

**Project Name: Terminal Expansion Joint Improvements**

DOA PM: Janice White                      PWD PM: Robin Camp                      Estimate: \$675,000  
FDU Number: 4910-8107-3167              Sub-project ID: 5415.049              ABIA Number: T3167  
Project Status: 30% documents reviewed and review meeting held.  
Review of scope held in walk thru with consultants and ABIA.

---

**Project Name: Terminal Electrical System Reliability Improvements**

DOA PM: Ben Avila                      PWD PM:                      Estimate: \$400,000  
FDU Number: 4910-8107-3168              Sub-project ID: 5415.050              ABIA Number: T3168  
Project Status: Project is in DESIGN Phase.  
Plan is for DOA P&E staff to complete DESIGN work bid documents by MAY-2012 for COA JOC work proposal.

---

**AVIATION PROJECTS STATUS REPORT**

Monday, April 02, 2012

---

**Project Name: Terminal HVAC Unit Access Improvements**

DOA PM: Ben Avila PWD PM: Burton Jones Estimate: \$1,500,000

FDU Number: 4910-8107-3171 Sub-project ID: 5415.053 ABIA Number: T3171

Project Status: Project is in BID-AWARD Phase.  
Bid opening was in FEB-2012.  
Avoided bid rejection problems and RCA in progress for award to BARR Co in APR-2012.  
Bldg Permit process near completion.  
TAS-ADA process in progress.

---

**Project Name: Terminal Area Spall Improvements**

DOA PM: Robert Mercado PWD PM: Estimate: \$620,000

FDU Number: 4910-8107-3172 Sub-project ID: 5415.054 ABIA Number: T3172

Project Status: 100% Design Documents submitted to DoA for final review. JOC contractor to be hired for the work when documents are finalized.

---

**Project Name: ABIA Terminal Fire Protection Improvements - Ph. 2**

DOA PM: Richard Chaney PWD PM: Robert Pirtle Estimate: \$5,700,000

FDU Number: 4910-8107-3176 Sub-project ID: 5415.056 ABIA Number: T3176

Project Status: Revised NTE RW Armstrong proposal received for their design/bid/award services. Scope is being changed to exclude obtaining the fire trade permit. Proposed design schedule is unacceptable and will be reduced.

---

**Project Name: Wildlife Hazard Assessment - Grant 54**

DOA PM: Joe Medici PWD PM: Jules Parrish Estimate: \$266,667

FDU Number: 4910-8107-3179 Sub-project ID: 6000.054 ABIA Number: M3179

Project Status: Minor revision needed to Final Draft document. Submission to the FAA should be early April.

---

**Project Name: ABIA Campus Signage Improvements Phase 2**

DOA PM: Janice White PWD PM: Robin Camp Estimate: \$3,000,000

FDU Number: 4910-8107-3180 Sub-project ID: 6001.068 ABIA Number: L3180

Project Status: Landside signage went to March Airport Commission and City Council for approval to proceed with construction. Terminal Directory project documents submitted for JOC assignment and pricing. Positive ABIA response to the variable message display sign information submitted. VMD estimate and schedule to be updated

---

**Project Name: Terminal Improvements and Repairs - FY 2011**

DOA PM: Robert Hengst PWD PM: Burton Jones Estimate: \$5,400,000

FDU Number: 4910-8107-3190 Sub-project ID: 5415.059 ABIA Number: T3190

Project Status: 65% documents were reviewed and returned to the consultants. An updated cost estimate will be complete by 4/4.

---

**Project Name: New Employee Parking Lot**

DOA PM: Dale Thompson PWD PM: John Wepryk Estimate: \$10,000,000

FDU Number: 4910-8107-3195 Sub-project ID: 6001.074 ABIA Number: L3195

Project Status: 90% submittal received and reviewed. 90% review meeting with consultant held on 2/10/12. Consultant team is revising plan to reflect comments. Permit plan set submitted for completeness check on 2/22/12. A preliminary meeting with the permitting team was held on 2/27/12.

---



**AVIATION PROJECTS STATUS REPORT**

Monday, April 02, 2012

---

**Project Name: Presidential Boulevard Roadway Safety and Security Improvements**

DOA PM: Robert Hengst      PWD PM: Alison von Stein      Estimate: \$4,650,000  
FDU Number: 4910-8107-3196      Sub-project ID: 6001.075      ABIA Number: L3196  
Project Status: Project design is approximately 99% complete and will go out for bids approximately 4/16.

---

**Project Name: IS Security System Upgrade Migration**

DOA PM: Michelle Moheet      PWD PM:      Estimate: \$200,000  
FDU Number: 4910-8107-3200      Sub-project ID: 6001.077      ABIA Number: P3200  
Project Status: Specifications are under review, with an estimated target for solicitation of 4/27.

---

**Project Name: IS Sec. Workstations & Archive Servers**

DOA PM: Michelle Moheet      PWD PM:      Estimate: \$215,000  
FDU Number: 4910-8107-3201      Sub-project ID: 6001.078      ABIA Number: P3201  
Project Status: Specifications are under review, with an estimated target for solicitation of 4/27.

---

**Project Name: Presidential Blvd Pavement Rehab and Resurfacing**

DOA PM: Robert Hengst      PWD PM: Larry Mendez      Estimate: \$1,000,000  
FDU Number: 4910-8107-3206      Sub-project ID: 6001.082      ABIA Number: L3206  
Project Status: Project design is approximately 99% complete and will go out for bids approximately 4/9.

---

**Project Name: Terminal Improvements 2012 (Phase 7)**

DOA PM: Robert Hengst      PWD PM: Burton Jones      Estimate: \$2,000,000  
FDU Number: 4910-8107-3213      Sub-project ID: 5415.063      ABIA Number: T3213  
Project Status: Funding for this project combined with Terminal Improvements 2011 project. Refer to 4910-8107-3190 for update.

---

**Project Name: Bldg 6005 Improvements - Phase II (P&E)**

DOA PM: Janice White      PWD PM: Robert Pirtle      Estimate: \$2,250,000  
FDU Number: 4910-8107-3217      Sub-project ID: 6001.084      ABIA Number: L3217  
Project Status: Design for LRC (Bldg 6010) HVAC is being done as a part of this project; construction will be with another FDU in FY2013. Kickoff meeting held. Project meetings will be held every other week. First LEED coordination meeting held. LRC scope meeting held.

---

**Project Name: Terminal Directories**

DOA PM: Janice White      PWD PM: Robin Camp      Estimate: \$400,000  
FDU Number: 4910-8107-3226      Sub-project ID: 5415.069      ABIA Number: T3226  
Project Status: Project will be negotiated with the Job Order Contract delivery method

---

---

**3 - Bid/Award**


---

**Project Name: IS Bldg 7355 Fire Protection Improvements**

DOA PM: Robert Mercado      PWD PM: Burton Jones      Estimate: \$1,200,000

FDU Number: 4910-8107-3141      Sub-project ID: 6001.062      ABIA Number: P3141

 Project Status: Bids were received on February 9 and are being reviewed by CMD and SMBR. Low bidder is Mid-State Plumbing for \$498,000. With 10% contingency, the contract amount to be \$547,800. Airport Commission approved contract on March 13, 2012. Ready to go to City Council for Approval in April.
 

---

**Project Name: Information Technology Master Plan**

DOA PM: Robert Mercado      PWD PM:      Estimate: \$1,000,000

FDU Number: 4910-8107-3188      Sub-project ID: 6001.072      ABIA Number: M3188

 Project Status: RFP issued in January. Responses to the RFP have been received and are being evaluated at this time.
 

---

**Project Name: Terminal Job Order Contracting - Gas Piping / Security Doors**

DOA PM: Robert Hengst      PWD PM:      Estimate: \$250,000

FDU Number: 4910-8107-3191      Sub-project ID: 5415.060      ABIA Number: T3191

 Project Status: Security doors and gas piping construction complete. Bulk Water Station - ESD completed permitting for the project and is finalizing a construction cost estimate. The estimate will dictate the construction options we have.
 

---

**Project Name: ARFF Vehicle - 3000 Gallon - Grant 56**

DOA PM: Shane Harbinson      PWD PM:      Estimate: \$1,300,000

FDU Number: 4910-8107-3210      Sub-project ID: 6501.028      ABIA Number: P3210

 Project Status: Bids are being reviewed, with anticipated Council action in April.
 

---

**Project Name: Passenger Boarding Bridges Air Units**

DOA PM: Mike Robinson      PWD PM:      Estimate: \$1,800,000

FDU Number: 4910-8107-3224      Sub-project ID: 6000.062      ABIA Number: A3224

 Project Status: Work has been bid, with an expected Council action date of 4/26.
 

---



**AVIATION PROJECTS STATUS REPORT**

Monday, April 02, 2012

---

**4 - Construction/Execution**

---

**Project Name: Airside Demolition**

DOA PM: Dale Thompson PWD PM: Darryl Haba Estimate: \$775,000

FDU Number: 4910-8107-3125 Sub-project ID: 6000.045 ABIA Number: A3125

Project Status: The demo of the former parachute shop is complete. Bldg 8145 remains to be demo'd, and that work will begin after the contractor completes some work on the Noise Mitigation property.

Currently working w/ AE to have electrical service terminated to Bldg 8145.

---

**Project Name: Noise Mitigation Program Implementation - Grant 40**

DOA PM: Melinda Ruby PWD PM: Estimate: \$5,100,000

FDU Number: 4910-8107-3132 Sub-project ID: 5696.001 ABIA Number: N3132

Project Status: Mobile Home Park: To-date, we have made offers on fifteen (15) mobile homes. Fourteen (14) offers have been accepted. We have purchased twelve (12) mobile homes. The remaining two (2) mobile homes will be purchased by May 1, 2012. Of the twelve (12) acquired mobile homes, three (3) are currently occupied and nine (9) are vacant. Asbestos abatement and demolition will begin on the vacant homes on March 8, 2012. Jet/ Patton Lane: We closed on Grace Lehto's Jet Lane tracts on January 31, 2012. She has been given a 90 day notice to vacate. She has indicated that she will vacate by the end of March 2012. Austin Water Utility has agreed to purchase all lots in the back section of the Jet and Patton Avenue neighborhood for the appraised value of \$82,700. Funds will be credited to Aviation's Noise Program account through the Journal Voucher process. We have filed Restrictive Covenants on the properties as required by the FAA. The eight (8) remaining lots at the front of the neighborhood along U.S. Hwy 183 frontage road will be auctioned off later this year.

---

**Project Name: Noise Mitigation Program Implementation - Grant 44**

DOA PM: Melinda Ruby PWD PM: Estimate: \$1,834,511

FDU Number: 4910-8107-3137 Sub-project ID: 5696.001 ABIA Number: N3137

Project Status: Refer to N3132 for Project Status.

---

**Project Name: Airfield Lighting Control and Monitoring System - Grant 55**

DOA PM: Dale Thompson PWD PM: Robin Camp Estimate: \$1,200,000

FDU Number: 4910-8107-3142 Sub-project ID: 6000.047 ABIA Number: A3142

Project Status: Contractor continues to prepare submittals, specifically with ADB, vendor for the software and hardware.

---

**Project Name: General Aviation Apron Rehabilitation**

DOA PM: Robert Hengst PWD PM: Craig Russell Estimate: \$650,000

FDU Number: 4910-8107-3147 Sub-project ID: 6000.050 ABIA Number: A3147

Project Status: Construction start delayed until contractor personnel issues are resolved. The PW PM had a letter for the Contractor to give notice to proceed on April 2nd. That has now changed. We are waiting for the new Prime Contractor PM to get briefed and get all paperwork and then PWs PM will write a new letter for NTP.

---

**Project Name: Noise Mitigation Program Implementation - Grant 50**

DOA PM: Melinda Ruby PWD PM: Estimate: \$5,887,907

FDU Number: 4910-8107-3150 Sub-project ID: 5696.001 ABIA Number: N3150

Project Status: Refer to N3132 for Project Status.

---

**Project Name: Noise Mitigation Program Implementation - Grant 46**

DOA PM: Melinda Ruby PWD PM: Estimate: \$1,952,418

FDU Number: 4910-8107-3154 Sub-project ID: 5696.001 ABIA Number: N3154

Project Status: Refer to N3132 for Project Status.

**AVIATION PROJECTS STATUS REPORT**

Monday, April 02, 2012

---

**Project Name: Remain Over Night Apron, Phase 2 - Grants 49/55**

DOA PM: Dale Thompson      PWD PM: Robert Pirtle      Estimate: \$9,000,000  
FDU Number: 4910-8107-3156      Sub-project ID: 6000.051      ABIA Number: A3156  
Project Status: Contractor given NTP on 7/18/11. Major paving is complete. Electrical, fencing, and trench drain installation in progress.

---

**Project Name: Noise Mitigation Program Implementation - Grant 51**

DOA PM: Melinda Ruby      PWD PM:      Estimate: \$2,575,000  
FDU Number: 4910-8107-3157      Sub-project ID: 5696.001      ABIA Number: N3157  
Project Status: Refer to N3132 for Project Status.

---

**Project Name: Noise Mitigation Program Implementation - Grant 52**

DOA PM: Melinda Ruby      PWD PM:      Estimate: \$2,701,610  
FDU Number: 4910-8107-3174      Sub-project ID: 5696.001      ABIA Number: N3174  
Project Status: Refer to N3132 for Project Status.

---

**Project Name: Noise Mitigation Program - Land Exchange**

DOA PM: Melinda Ruby      PWD PM:      Estimate: \$31,100  
FDU Number: 4910-8107-3183      Sub-project ID: 5696.001      ABIA Number: N3183  
Project Status: Refer to N3132 for Project Status.

---

**Project Name: Bldg 6005 Improvements - Phase I (P&E)**

DOA PM: Janice White      PWD PM:      Estimate: \$700,000  
FDU Number: 4910-8107-3189      Sub-project ID: 6001.073      ABIA Number: P3189  
Project Status: Construction underway.  
Approximately 80% complete.  
Weekly coordination and construction meetings held.

---

**Project Name: Baggage System Servers**

DOA PM: Robert Hengst      PWD PM:      Estimate: \$370,373  
FDU Number: 4910-8107-3192      Sub-project ID: 5415.061      ABIA Number: T3192  
Project Status: Installation ongoing.

---

**Project Name: IS Building 7355 Office Renovations**

DOA PM: Ben Avila      PWD PM: Burton Jones      Estimate: \$297,080  
FDU Number: 4910-8107-3197      Sub-project ID: 6001.076      ABIA Number: P3197  
Project Status: Project is in POST-CONST Phase.  
Sub-Comp date set as March 21, 2012  
Second project DO issued in MAR-2012 for added PDI JOC contract work.  
Project is in CLOSE-OUT process.

---

**Project Name: Terminal Carpet**

DOA PM: Mike Robinson      PWD PM:      Estimate: \$142,000  
FDU Number: 4910-8107-3204      Sub-project ID: 6001.081      ABIA Number: P3204  
Project Status: Gates 2-6 are complete and quotations are being received for gates 21-25. Ticket counters will be done in April.

---



**5 - Planning**

---

**Project Name: West Perimeter Road Rehabilitation**

DOA PM: Robert Hengst      PWD PM: None      Estimate: \$200,000

FDU Number: 4910-8107-3198      Sub-project ID: 6000.057      ABIA Number: A3198

Project Status: S&B POC: Luis Soto. Have set up another meeting with Luis to look over the road and see if ground will hold up heavy equipment. Also to designate what areas will receive pavement treatment types.

---

## TENANT PROJECTS STATUS REPORT

Wednesday, March 07, 2012

---

### 1 - Preliminary

---

Project Name:	Ascend Hangar Facility Development
Project Sponsor/Client:	Ascend
ABIA Number:	F5001.01
DOA PM:	Richard Chaney
Project Status:	Waiting for response due from tenant on 09Mar2012.

---

---

**2 - Design**

---

**Project Name:** DNC Annie's Café  
**Project Sponsor/Client:** DNC  
**ABIA Number:** F4005.26  
**DOA PM:** Richard Chaney  
**Project Status:** 60% design submittal received 06Mar2012.

---

**Project Name:** DNC Security Camera & Entry keypad @ office 1300  
**Project Sponsor/Client:** DNC  
**ABIA Number:** F4005.30  
**DOA PM:** Richard Chaney  
**Project Status:** 100% design received, pending the completion of permitting construction may be combined with the other DNC projects slated to commence on 26Mar2012.

---



---

**3 - Bid/Award**

---

**Project Name:** **DNC Austin Java & Austin Chronicle Refurbishment 2011****Project Sponsor/Client:** DNC**ABIA Number:** F4005.29**DOA PM:** Richard Chaney**Project Status:** Tentative construction start date set for 26Mar2012.

---

**Project Name:** **DNC BookPeople Refurbishment 2011****Project Sponsor/Client:** DNC**ABIA Number:** F4005.28**DOA PM:** Richard Chaney**Project Status:** Tentative construction start date set for 26Mar2012.

---

## TENANT PROJECTS STATUS REPORT

Wednesday, March 07, 2012

---

### 4 - Construction/Execution

---

**Project Name:** ACE Signage

Project Sponsor/Client: ACE

ABIA Number: F8001.02

DOA PM: Richard Chaney

Project Status: N/C

---

**Project Name:** Armed Forces Reserve Center & Vehicle Maintenance Facility

Project Sponsor/Client: AFRC VMF

ABIA Number: F6005.02

DOA PM: Richard Chaney

Project Status: Project continues moving forward without any major issues.

---

**Project Name:** HDS RNA/NGSI Austin Article

Project Sponsor/Client: HDS RNA/NGSI

ABIA Number: F4008.08

DOA PM: Richard Chaney

Project Status: Project start has been delayed due to contractor and LS Travel management issues.

---

**Project Name:** HDS RNA/NGSI Virgin/Ruta Maya Coffee

Project Sponsor/Client: HDS RNA/NGSI

ABIA Number: F4008.07

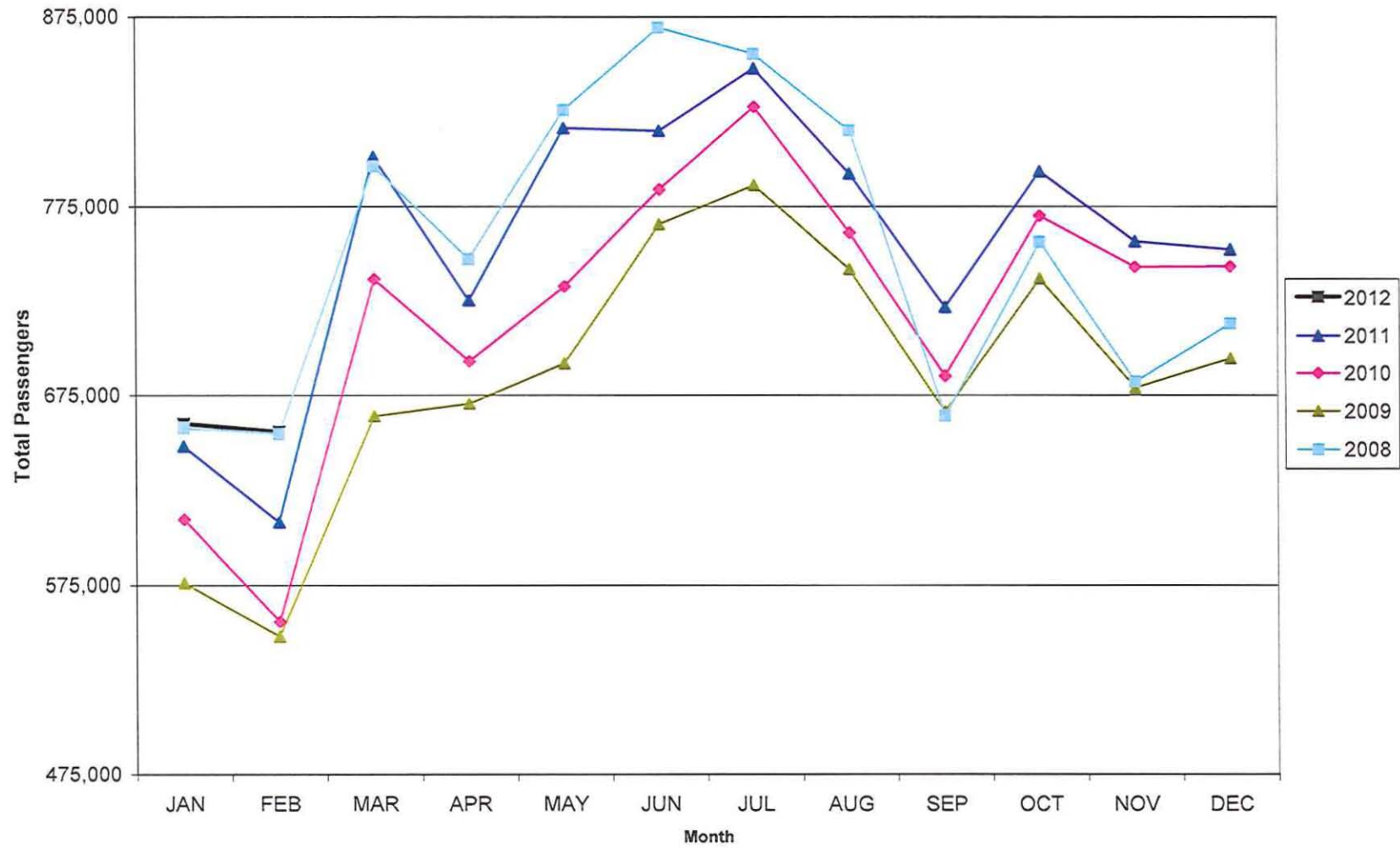
DOA PM: Richard Chaney

Project Status: Project start has been delayed due to permitting, contractor and LS Travel management issues.

---



AUSTIN PASSENGER TRAFFIC  
Calendar Year 2012 vs 2011



# Austin-Bergstrom International Airport

## Aviation Activity Report

### Calendar Year 2012 vs 2011

	02/2012	02/2011	Percent Change	01/2012 - 02/2012	01/2011 - 02/2011	Percent Change
<b><u>Passenger Activity</u></b>						
Domestic Enplaned Revenue	318,950	295,155	8.06	635,583	605,965	4.89
Domestic Deplaned Revenue	319,571	296,120	7.92	644,570	615,279	4.76
International Enplaned Revenue	0	112	-100.00	0	112	-100.00
International Deplaned Revenue	0	154	-100.00	0	154	-100.00
Domestic Enplaned Non-Revenue	8,964	8,597	4.27	18,512	18,054	2.54
Domestic Deplaned Non-Revenue	8,074	8,292	-2.63	16,780	17,027	-1.45
International Enplaned Non-Revenue	0	7	-100.00	0	7	-100.00
International Deplaned Non-Revenue	0	0	0.00	0	0	0.00
South Terminal-Intl Enplaned Revenue	0	0	0.00	0	0	0.00
South Terminal-Intl Deplaned Revenue	0	0	0.00	0	0	0.00
South Terminal-Intl Enplaned Non-Revenue	0	0	0.00	0	0	0.00
South Terminal-Intl Deplaned Non-Revenue	0	0	0.00	0	0	0.00
Passenger Totals	655,559	608,437	7.74	1,315,445	1,256,598	4.68

CURRENT PASSENGER RECORD = 869,308

RECORD SET = JUNE 2008

#### **Aircraft Operations**

Air Carrier	7,361	7,056	4.32	14,976	14,851	0.84
Commuter & Air Taxi	1,273	1,354	-5.98	2,463	2,790	-11.72
Military	480	625	-23.20	1,056	1,261	-16.26
General Aviation						
Itinerant	3,829	4,040	-5.22	7,609	8,440	-9.85
Local	172	192	-10.42	296	489	-39.47
Total G.A.	4,001	4,232	-5.46	7,905	8,929	-11.47
Total Operations	13,115	13,267	-1.15	26,400	27,831	-5.14



# Austin-Bergstrom International Airport

## Aviation Activity Report

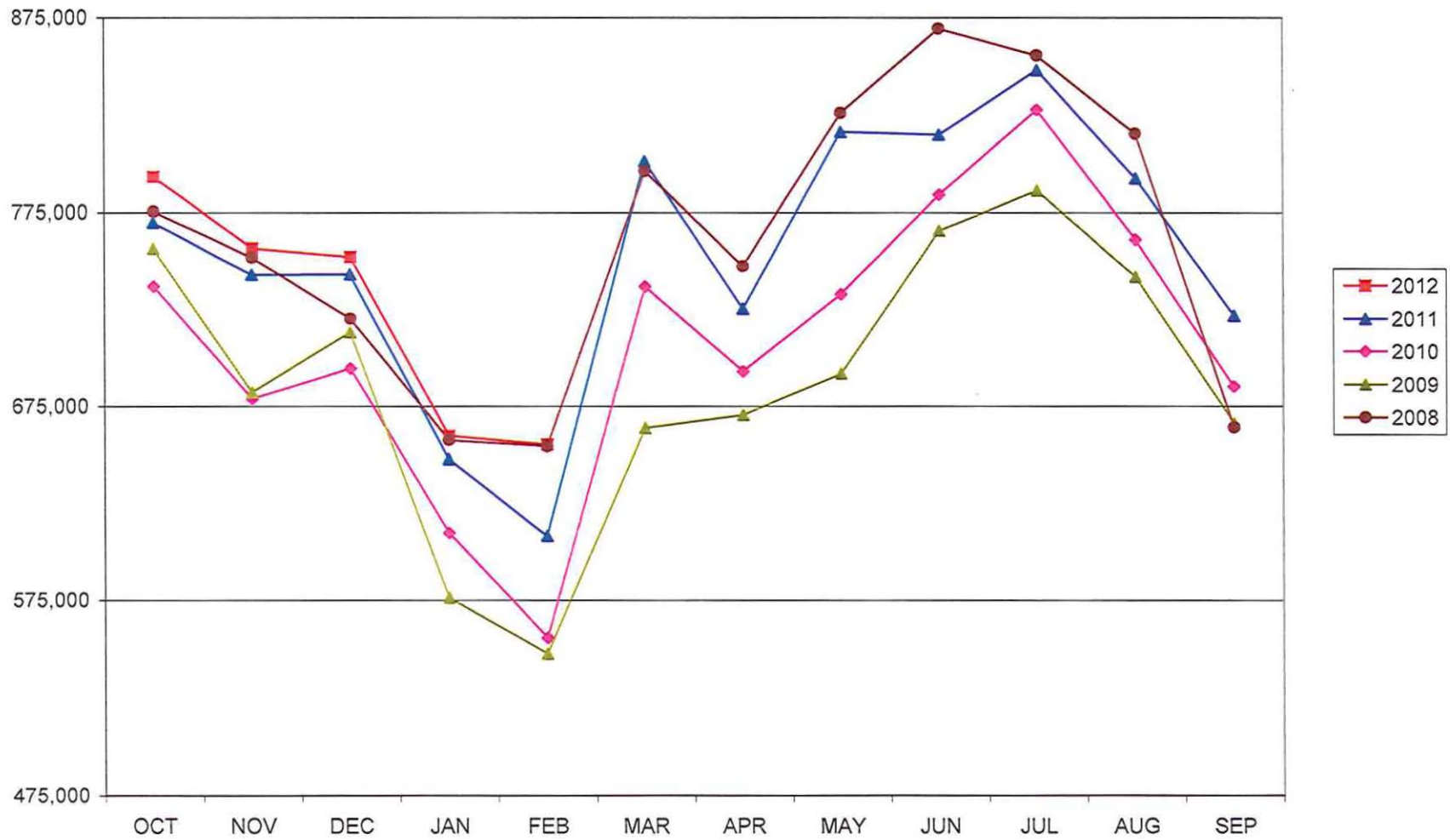
### Calendar Year 2012 vs 2011

	02/2012	02/2011	Percent Change	01/2012 - 02/2012	01/2011 - 02/2011	Percent Change
<b><u>Cargo Activity</u></b>						
<b>Mail</b>						
Domestic Enplaned Mail	78,794	218,501	-63.94	154,758	376,137	-58.86
Domestic Deplaned Mail	147,701	250,639	-41.07	313,236	557,908	-43.86
International Enplaned Mail	0	0	0.00	0	0	0.00
International Deplaned Mail	0	0	0.00	0	0	0.00
South Terminal-Intl Enplaned Mail	0	0	0.00	0	0	0.00
South Terminal-Intl Deplaned Mail	0	0	0.00	0	0	0.00
Mail Totals	226,495	469,140	-51.72	467,994	934,045	-49.90
<b>Cargo</b>						
Domestic Enplaned Cargo	4,868,098	4,936,596	-1.39	9,694,715	9,746,419	-0.53
Domestic Deplaned Cargo	5,404,814	4,772,428	13.25	10,893,719	9,693,817	12.38
International Enplaned Cargo	381,418	307,466	24.05	829,046	522,503	58.67
International Deplaned Cargo	272,984	540,099	-49.46	525,330	784,158	-33.01
South Terminal-Intl Enplaned Cargo	0	0	0.00	0	0	0.00
South Terminal-Intl Deplaned Cargo	0	0	0.00	0	0	0.00
Cargo Totals	10,927,314	10,556,589	3.51	21,942,810	20,746,897	5.76
<b>Belly Freight</b>						
Domestic Enplaned Belly Freight	419,673	415,454	1.02	863,645	945,501	-8.66
Domestic Deplaned Belly Freight	429,765	488,717	-12.06	829,348	992,082	-16.40
International Enplaned Belly Freight	0	0	0.00	0	0	0.00
International Deplaned Belly Freight	0	0	0.00	0	0	0.00
South Terminal-Intl Enplaned Belly Frt	0	0	0.00	0	0	0.00
South Terminal-Intl Deplaned Belly Frt	0	0	0.00	0	0	0.00
Belly Freight Totals	849,438	904,171	-6.05	1,692,993	1,937,583	-12.62
Cargo Totals (Mail, Cargo, Belly Freight)	12,003,247	11,929,900	0.61	24,103,797	23,618,525	2.05

CURRENT CARGO RECORD = 40,215,518

RECORD SET = MARCH 2001

AUSTIN PASSENGER TRAFFIC  
Fiscal Year 2012 vs 2011





# Austin-Bergstrom International Airport

## Aviation Activity Report

### Fiscal Year 2012 vs 0211

	02/2012	02/2011	Percent Change	10/2011 - 02/2012	10/2010 - 02/2011	Percent Change
<b><u>Passenger Activity</u></b>						
Domestic Enplaned Revenue	318,950	295,155	8.06	1,763,988	1,710,475	3.13
Domestic Deplaned Revenue	319,571	296,120	7.92	1,765,266	1,714,729	2.95
International Enplaned Revenue	0	112	-100.00	0	112	-100.00
International Deplaned Revenue	0	154	-100.00	173	154	12.34
Domestic Enplaned Non-Revenue	8,964	8,597	4.27	46,356	45,225	2.50
Domestic Deplaned Non-Revenue	8,074	8,292	-2.63	42,335	42,614	-0.65
International Enplaned Non-Revenue	0	7	-100.00	0	7	-100.00
International Deplaned Non-Revenue	0	0	0.00	32	0	0.00
South Terminal-Intl Enplaned Revenue	0	0	0.00	0	0	0.00
South Terminal-Intl Deplaned Revenue	0	0	0.00	0	0	0.00
South Terminal-Intl Enplaned Non-Revenue	0	0	0.00	0	0	0.00
South Terminal-Intl Deplaned Non-Revenue	0	0	0.00	0	0	0.00
Passenger Totals	655,559	608,437	7.74	3,618,150	3,513,316	2.98

CURRENT PASSENGER RECORD = 869,308

RECORD SET = JUNE 2008

#### **Aircraft Operations**

Air Carrier	7,361	7,056	4.32	38,643	38,393	0.65
Commuter & Air Taxi	1,273	1,354	-5.98	6,856	7,758	-11.63
Military	480	625	-23.20	2,451	2,785	-11.99
General Aviation						
Itinerant	3,829	4,040	-5.22	19,723	23,660	-16.64
Local	172	192	-10.42	908	1,221	-25.63
Total G.A.	4,001	4,232	-5.46	20,631	24,881	-17.08
Total Operations	13,115	13,267	-1.15	68,581	73,817	-7.09

# Austin-Bergstrom International Airport

## Aviation Activity Report

### Fiscal Year 2012 vs 0211

	02/2012	02/2011	Percent Change	10/2011 - 02/2012	10/2010 - 02/2011	Percent Change
<b><u>Cargo Activity</u></b>						
Mail						
Domestic Enplaned Mail	78,794	218,501	-63.94	379,100	982,372	-61.41
Domestic Deplaned Mail	147,701	250,639	-41.07	852,733	1,391,591	-38.72
International Enplaned Mail	0	0	0.00	0	0	0.00
International Deplaned Mail	0	0	0.00	0	0	0.00
South Terminal-Intl Enplaned Mail	0	0	0.00	0	0	0.00
South Terminal-Intl Deplaned Mail	0	0	0.00	0	0	0.00
Mail Totals	226,495	469,140	-51.72	1,231,833	2,373,963	-48.11
Cargo						
Domestic Enplaned Cargo	4,868,098	4,936,596	-1.39	25,612,707	25,279,461	1.32
Domestic Deplaned Cargo	5,404,814	4,772,428	13.25	28,442,838	25,809,065	10.20
International Enplaned Cargo	381,418	307,466	24.05	2,493,918	1,674,132	48.97
International Deplaned Cargo	272,984	540,099	-49.46	1,963,725	1,779,139	10.38
South Terminal-Intl Enplaned Cargo	0	0	0.00	0	0	0.00
South Terminal-Intl Deplaned Cargo	0	0	0.00	0	0	0.00
Cargo Totals	10,927,314	10,556,589	3.51	58,513,188	54,541,797	7.28
Belly Freight						
Domestic Enplaned Belly Freight	419,673	415,454	1.02	2,275,267	2,598,337	-12.43
Domestic Deplaned Belly Freight	429,765	488,717	-12.06	2,063,883	2,457,822	-16.03
International Enplaned Belly Freight	0	0	0.00	0	0	0.00
International Deplaned Belly Freight	0	0	0.00	0	0	0.00
South Terminal-Intl Enplaned Belly Frt	0	0	0.00	0	0	0.00
South Terminal-Intl Deplaned Belly Frt	0	0	0.00	0	0	0.00
Belly Freight Totals	849,438	904,171	-6.05	4,339,150	5,056,159	-14.18
Cargo Totals (Mail, Cargo, Belly Freight)	12,003,247	11,929,900	0.61	64,084,171	61,971,919	3.41

CURRENT CARGO RECORD = 40,215,518

RECORD SET = MARCH 2001

**CITY OF AUSTIN**  
**AUSTIN-BERGSTROM INTERNATIONAL AIRPORT**  
**Airport Operating Fund 5070**  
**Operating Income Statement - For Internal Use Only**  
**Fiscal Year to Date for 5 Months ended February 29, 2012**

	Close II - FYE 9/30/11 Actuals	FY2012 Amended Budget	Budget Annualized 5 months	FY2012 Year to Date w/ Encumb	Y-T-D Variance Fav (Unfav)	Y-T-D % Variance Fav (Unfav)
<b>REVENUE</b>						
<b>AIRLINE REVENUE</b>						
Landing Fees	18,556,036	20,282,000	8,450,833	7,587,839	(862,994)	(10.2%)
Terminal Rental & Other Fees	20,390,399	20,690,000	8,620,833	8,485,941	(134,892)	(1.6%)
<b>TOTAL AIRLINE REVENUE</b>	<b>38,946,435</b>	<b>40,972,000</b>	<b>17,071,666</b>	<b>16,073,780</b>	<b>(997,886)</b>	<b>(5.8%)</b>
<b>NON-AIRLINE REVENUE</b>						
Parking	27,854,382	26,422,000	11,009,167	11,881,531	872,364	7.9%
Other Concessions	16,435,686	16,267,000	6,777,917	6,760,546	(17,371)	(0.3%)
Other Rentals and Fees	6,658,686	6,367,000	2,652,917	2,690,782	37,865	1.4%
<b>TOTAL NON-AIRLINE REVENUE</b>	<b>50,948,754</b>	<b>49,056,000</b>	<b>20,440,001</b>	<b>21,332,859</b>	<b>892,858</b>	<b>4.4%</b>
<b>TOTAL OPERATING REVENUE</b>	<b>89,895,189</b>	<b>90,028,000</b>	<b>37,511,667</b>	<b>37,406,639</b>	<b>(105,028)</b>	<b>(0.3%)</b>
<b>OPERATING REQUIREMENTS</b>						
Fac Mgmt, Ops and Airport Security	33,344,798	35,997,486	15,000,153	13,891,307	1,108,846	7.4%
Airport Planning and Development	1,565,600	1,648,359	686,871	663,996	22,875	3.3%
Support Services	9,315,699	10,380,139	4,325,403	3,960,165	365,238	8.4%
Business Services	9,772,144	9,440,813	3,933,987	3,592,271	341,716	8.7%
<b>TOTAL OPERATING EXPENSES</b>	<b>53,998,241</b>	<b>57,466,797</b>	<b>23,946,414</b>	<b>22,107,739</b>	<b>1,838,675</b>	<b>7.7%</b>
<b>OTHER REQUIREMENTS</b>						
Workers' Compensation	333,827	329,622	137,353	137,340	13	0.0%
Citywide Administrative Support	1,697,020	1,563,714	651,600	651,547	53	0.0%
Communications & Technology Mgmt	1,465,059	1,201,393	500,620	500,580	40	0.0%
Accrued Payroll	91,467	55,800	23,252	23,250	2	0.0%
Additional Retirement Contribution	913,828	1,284,727	535,346	474,086	61,260	11.4%
Compensation Adjustment	21,613	22,425	9,344	7,964	1,380	14.8%
Wage Adjustment Market	0	98,914	41,217	0	41,217	100.0%
Liability Reserve	23,000	20,000	8,334	8,330	4	0.0%
Operating Reserve	627,561	291,000	121,260	0	121,260	100.0%
CTECC	57,161	141,930	59,142	59,138	4	0.0%
Trunked Radio Allocation	112,874	89,190	37,165	37,160	5	0.0%
<b>TOTAL OTHER REQUIREMENTS</b>	<b>5,343,410</b>	<b>5,098,715</b>	<b>2,124,633</b>	<b>1,899,395</b>	<b>225,238</b>	<b>10.6%</b>
<b>TOTAL OPERATING REQUIREMENTS</b>	<b>59,341,651</b>	<b>62,565,512</b>	<b>26,071,047</b>	<b>24,007,134</b>	<b>2,063,913</b>	<b>7.9%</b>
<b>OPERATING INCOME</b>	<b>30,553,538</b>	<b>27,462,488</b>	<b>11,440,620</b>	<b>13,399,505</b>	<b>1,958,885</b>	<b>17.1%</b>
<b>OPERATING MARGIN</b>	<b>33.99%</b>	<b>30.50%</b>	<b>30.50%</b>	<b>35.82%</b>	<b>5.32%</b>	



**CITY OF AUSTIN**  
**AUSTIN-BERGSTROM INTERNATIONAL AIRPORT**  
**Airport Operating Fund 5070**  
**Income Statement - For Internal Use Only**  
**Fiscal Year to Date for 5 Months ended February 29, 2012**

	Amended Budget	Budget Annualized 5 months	Year to Date w/ Encumb	Y-T-D Variance Fav (Unfav)	Y-T-D % Variance Fav (Unfav)
<b>REVENUE</b>					
<b>AIRLINE REVENUE</b>					
Landing Fees	20,282,000	8,450,833	7,587,839	(862,994)	(10.2%)
Terminal Rental & Other Fees	20,690,000	8,620,833	8,485,941	(134,892)	(1.6%)
<b>TOTAL AIRLINE REVENUE</b>	<b>40,972,000</b>	<b>17,071,666</b>	<b>16,073,780</b>	<b>(997,886)</b>	<b>(5.8%)</b>
<b>NON-AIRLINE REVENUE</b>					
Parking	26,422,000	11,009,167	11,881,531	872,364	7.9%
Other Concessions	16,267,000	6,777,917	6,760,546	(17,371)	(0.3%)
Other Rentals and Fees	6,367,000	2,652,917	2,690,782	37,865	1.4%
<b>TOTAL NON-AIRLINE REVENUE</b>	<b>49,056,000</b>	<b>20,440,001</b>	<b>21,332,859</b>	<b>892,858</b>	<b>4.4%</b>
Interest Income	236,000	98,333	45,828	(52,505)	(53.4%)
<b>TOTAL REVENUE</b>	<b>90,264,000</b>	<b>37,610,000</b>	<b>37,452,467</b>	<b>(157,533)</b>	<b>(0.4%)</b>
<b>OPERATING REQUIREMENTS</b>					
Fac Mgmt, Ops and Airport Security	35,997,486	15,000,153	13,891,307	1,108,846	7.4%
Airport Planning and Development	1,648,359	686,871	663,996	22,875	3.3%
Support Services	10,380,139	4,325,403	3,960,165	365,238	8.4%
Business Services	9,440,813	3,933,987	3,592,271	341,716	8.7%
<b>TOTAL OPERATING EXPENSES</b>	<b>57,466,797</b>	<b>23,946,414</b>	<b>22,107,739</b>	<b>1,838,675</b>	<b>7.7%</b>
<b>Debt Service</b>					
GO Debt Service Fund	30,053	12,523	12,522	1	0.0%
2003 Series Airport Revenue Bond DS	10,171,269	4,238,368	3,768,000	470,368	11.1%
2005 Variable rate Notes (Swap)	17,606,948	7,336,815	7,356,257	(19,442)	(0.3%)
2005 Variable rate Notes Fees	3,589,598	1,495,785	1,183,583	312,202	20.9%
\$28 Million Variable Rate Note	1,306,840	544,560	243,632	300,928	55.3%
PFC Debt Service Funding	(13,679,803)	(5,700,374)	(5,549,751)	(150,623)	2.6%
<b>TOTAL Net Debt Service</b>	<b>19,024,905</b>	<b>7,927,677</b>	<b>7,014,243</b>	<b>913,434</b>	<b>11.5%</b>
<b>OTHER REQUIREMENTS</b>					
Workers' Compensation	329,622	137,353	137,340	13	0.0%
Citywide Administrative Support	1,563,714	651,600	651,547	53	0.0%
Communications & Technology Mgmt	1,201,393	500,620	500,580	40	0.0%
Accrued Payroll	55,800	23,252	23,250	2	0.0%
Additional Retirement Contribution	1,284,727	535,346	474,086	61,260	11.4%
Compensation Adjustment	22,425	9,344	7,964	1,380	14.8%
Wage Adjustment Market	98,914	41,217	0	41,217	100.0%
Liability Reserve	20,000	8,334	8,330	4	0.0%
Operating Reserve	291,000	121,260	0	121,260	100.0%
CTECC	141,930	59,142	59,138	4	0.0%
Trunked Radio Allocation	89,190	37,165	37,160	5	0.0%
<b>TOTAL OTHER REQUIREMENTS</b>	<b>5,098,715</b>	<b>2,124,633</b>	<b>1,899,395</b>	<b>225,238</b>	<b>10.6%</b>
<b>TOTAL REQUIREMENTS</b>	<b>81,590,417</b>	<b>33,998,724</b>	<b>31,021,377</b>	<b>2,977,347</b>	<b>8.8%</b>
<b>EXCESS (DEFICIT) OF TOTAL AVAILABLE FUNDS OVER TOTAL REQUIREMENTS</b>	<b>8,673,583</b>	<b>3,611,276</b>	<b>6,431,090</b>	<b>2,819,814</b>	<b>78.1%</b>

CITY OF AUSTIN  
AUSTIN-BERGSTROM INTERNATIONAL AIRPORT  
FUND SUMMARY COMPARISON WITH PPE RECONCILIATION

	This month - This Year vs. Last Year FY12 (Feb 12) vs FY11 (Feb 11)				Fiscal YTD - This Year vs. Last Year FY12 (Oct 11 - Feb 12) vs FY11 (Oct 10 - Feb 11)			
	FY12 Feb-12	FY11 Feb-11	Fav (Unfav) \$ Variance	Fav (Unfav) % Variance	FY12 YTD Feb-12	FY11 YTD Feb-11	Fav (Unfav) \$ Variance	Fav (Unfav) % Variance
<b>Airline Revenue</b>								
Landing Fees	1,421,422	1,391,932	29,490	2.1%	7,587,839	7,488,108	99,731	1.3%
Terminal Rental & Other Fees	1,684,552	1,734,930	(50,378)	(2.9%)	8,485,941	8,506,998	(21,057)	(0.2%)
Total Airline Revenue	3,105,974	3,126,862	(20,888)	(0.7%)	16,073,780	15,995,106	78,674	0.5%
<b>Non-Airline Revenue</b>								
Parking	2,195,539	1,870,106	325,433	17.4%	11,881,531	10,637,520	1,244,011	11.7%
Food/Beverage & Retail	419,219	386,106	33,113	8.6%	2,255,109	2,131,089	124,020	5.8%
Rental Car	781,766	691,169	90,597	13.1%	3,882,698	3,728,082	154,616	4.1%
Advertising	45,833	45,834	(1)	(0.0%)	301,648	150,629	151,019	100.3%
Ads Barter Revenue	3,584	2,285	1,299	56.8%	14,022	13,945	77	0.6%
Other Concessions	60,355	60,051	304	0.5%	307,069	304,342	2,727	0.9%
Other Rentals and Fees	505,683	519,412	(13,729)	(2.6%)	2,690,782	2,657,508	33,274	1.3%
Total Non-Airline Revenue	4,011,979	3,574,963	437,016	12.2%	21,332,859	19,623,115	1,709,744	8.7%
Interest Income	7,836	9,093	(1,257)	(13.8%)	45,828	94,309	(48,481)	(51.4%)
Total Operating Revenue	7,125,789	6,710,918	414,871	6.2%	37,452,467	35,712,530	1,739,937	4.9%
<b>Operating Requirements</b>								
Fac Mgmt, Ops and Airport Security	2,731,634	2,713,468	(18,166)	(0.7%)	13,891,307	13,610,796 *	(280,511)	(2.1%)
Airport Planning and Development	129,675	111,969	(17,706)	(15.8%)	663,996	629,534 *	(34,462)	(5.5%)
Support Services	985,596	619,850	(365,746)	(36.9%)	3,960,165	3,595,172 *	(364,993)	(9.1%)
Business Services	756,952	711,273	(45,679)	(6.4%)	3,592,271	3,612,974 *	(20,703)	(0.6%)
Total Operating Expense	4,603,857	4,156,560	(447,297)	(10.8%)	22,107,739	21,448,476 *	(659,263)	(3.1%)
<b>Debt Service</b>								
GO Debt Service Fund	2,504	0	(2,504)	N/A	12,522	15,050	2,528	16.8%
2003 Series Airport Revenue Bond DS	915,000	377,000	(538,000)	(58.8%)	3,768,000	1,883,000	(1,885,000)	(50.0%)
2005 Variable rate Notes (Swap)	1,366,889	1,871,350	504,461	36.9%	7,356,257	9,351,778	1,995,521	27.2%
2005 Variable rate Notes Fees	486,466	0	(486,466)	N/A	1,183,583	922,886	(260,697)	(21.9%)
\$28 Million Variable Rate Note	47,151	5,531	(41,620)	(88.3%)	243,632	30,394	(213,238)	(87.5%)
PFC Debt Service Funding	(1,234,157)	(1,001,005)	233,152	19.3%	(5,549,751)	(5,405,240)	144,511	2.7%
Total Debt Service	1,583,853	1,252,876	(330,977)	(20.9%)	7,014,243	6,797,868	(216,375)	(3.1%)
<b>Other Requirements</b>								
Workers' Compensation	27,468	27,819	351	1.3%	137,340	139,094	1,754	1.3%
Citywide Administrative Support	130,308	141,419	11,111	7.9%	651,547	707,092	55,545	7.9%
Communications & Technology Mgmt	100,116	122,088	21,972	18.0%	500,580	610,443	109,863	18.0%
Accrued Payroll	4,650	8,670	4,020	46.4%	23,250	43,333	20,083	46.3%
Additional Retirement Contribution	92,950	71,453	(21,497)	(23.2%)	474,086	370,771	(103,315)	(21.8%)
Compensation Adjustment	1,427	724	(703)	(49.2%)	7,964	3,918	(4,046)	(50.8%)
CTECC	11,828	4,763	(7,065)	(59.7%)	59,138	23,820	(35,318)	(59.7%)
Trunked Radio Allocation	7,432	9,406	1,974	26.6%	37,160	47,032	9,872	26.6%
Liability Reserve	1,666	1,917	251	13.1%	8,330	9,581	1,251	13.1%
Total Other Requirements	377,845	388,259	10,414	2.7%	1,899,395	1,955,084	55,689	2.8%
Total Requirements	6,565,555	5,797,695	(767,860)	(11.7%)	31,021,377	30,201,428	(819,949)	(2.7%)
<b>SURPLUS (DEFICIT) OF TOTAL AVAILABLE FUNDS OVER TOTAL REQUIREMENTS</b>								
	\$ 560,234	\$ 913,223	\$ (352,989)	(38.7%)	\$ 6,431,090	\$ 5,511,102	\$ 919,988	16.7%

\* FY2011 Operating Requirements are restated to show the same number of pay periods as FY2012



**CITY OF AUSTIN**  
**AUSTIN-BERGSTROM INTERNATIONAL AIRPORT**  
**Non-Airline Revenue Detail**

	This month - This Year vs. Last Year FY12 (Feb 12) vs FY11 (Feb 11)				Fiscal YTD - This Year vs. Last Year FY12 (Oct 11 - Feb 12) vs FY11 (Oct 10 - Feb 11)			
	February 2012	February 2011	Fav (Unfav) Variance	Fav (Unfav) %	YTD FY12	YTD FY11	Fav (Unfav) Variance	Fav (Unfav) %
<b>PARKING REVENUES</b>								
Parking	2,120,320	1,793,458	326,862	18.23%	11,423,024	10,218,251	1,204,773	11.79%
Off Airport Parking	75,219	76,648	(1,429)	(1.86%)	458,507	419,269	39,238	9.36%
<b>TOTAL PARKING REVENUES</b>	<b>2,195,539</b>	<b>1,870,106</b>	<b>325,433</b>	<b>17.40%</b>	<b>11,881,531</b>	<b>10,637,520</b>	<b>1,244,011</b>	<b>11.69%</b>
<b>OTHER CONCESSIONS</b>								
Rental Cars	781,766	691,169	90,597	13.11%	3,882,698	3,728,082	154,616	4.15%
Food and Beverage	245,988	233,454	12,534	5.37%	1,320,369	1,236,092	84,277	6.82%
Advertising	45,833	45,834	(1)	0.00%	301,648	150,629	151,019	100.26%
Telephone	32,032	29,818	2,214	7.43%	159,570	148,871	10,699	7.19%
News and Gift	173,231	152,652	20,579	13.48%	934,740	894,997	39,743	4.44%
Ads Barter Revenue	3,584	2,285	1,299	56.85%	14,022	13,945	77	0.55%
Airline Catering	9,553	12,633	(3,080)	(24.38%)	55,305	66,638	(11,333)	(17.01%)
Vending Commissions	18,286	17,288	998	5.77%	90,346	87,399	2,947	3.37%
Miscellaneous	484	312	172	55.13%	1,848	1,434	414	28.87%
<b>TOTAL OTHER CONCESSIONS</b>	<b>1,310,757</b>	<b>1,185,445</b>	<b>125,312</b>	<b>10.57%</b>	<b>6,760,546</b>	<b>6,328,087</b>	<b>432,459</b>	<b>6.83%</b>
<b>OTHER RENTALS &amp; FEES</b>								
Building-FBOs	42,186	41,316	870	2.11%	210,156	206,579	3,577	1.73%
Building - Other	106,445	103,514	2,931	2.83%	595,417	540,381	55,036	10.18%
Ground Rent	72,072	71,239	833	1.17%	360,372	356,206	4,166	1.17%
Telephone - STS	50,239	31,746	18,493	58.25%	183,830	174,031	9,799	5.63%
Building Maintenance Reimbursements	7,719	7,719	0	0.00%	47,835	47,835	0	0.00%
Facility Services Reimbursements	4,075	4,075	0	0.00%	21,315	20,377	938	4.60%
Hotel	16,761	37,438	(20,677)	(55.23%)	198,459	189,431	9,028	4.77%
GTSA Shuttle Permits	947	600	347	57.83%	25,998	11,630	14,368	123.54%
Taxi-Cab	25,222	17,987	7,235	40.22%	94,853	96,330	(1,477)	(1.53%)
Cargo Facilities	17,733	16,996	737	4.34%	88,663	84,979	3,684	4.34%
Fuel Flowage	30,871	40,167	(9,296)	(23.14%)	231,644	245,332	(13,688)	(5.58%)
Fuel Facility Fees	62,488	62,219	269	0.43%	312,358	311,095	1,263	0.41%
Cargo Ramp Use Fee	36,326	36,326	0	0.00%	183,881	181,964	1,917	1.05%
Other	23,066	23,966	(900)	(3.76%)	86,743	130,953	(44,210)	(33.76%)
Cash Over/Short	838	754	84	11.14%	4,257	3,849	408	10.60%
Property Sales	0	15,811	(15,811)	(100.00%)	0	15,811	(15,811)	(100.00%)
GSEM User Fee	3,177	3,177	0	0.00%	15,885	15,885	0	0.00%
Airport ID Badges, Fingerprints, Keys	5,518	4,362	1,156	26.50%	29,116	24,840	4,276	17.21%
<b>TOTAL OTHER RENTALS &amp; FEES</b>	<b>505,683</b>	<b>519,412</b>	<b>(13,729)</b>	<b>(2.64%)</b>	<b>2,690,782</b>	<b>2,657,508</b>	<b>33,274</b>	<b>1.25%</b>
<b>TOTAL NON-AIRLINE REVENUE</b>	<b>4,011,979</b>	<b>3,574,963</b>	<b>437,016</b>	<b>12.22%</b>	<b>21,332,859</b>	<b>19,623,115</b>	<b>1,709,744</b>	<b>8.71%</b>
<b>ACTUAL % OF TOTAL REVENUE</b>	<b>56.3%</b>	<b>53.3%</b>	<b>3.0</b>	<b>5.63%</b>	<b>57.0%</b>	<b>54.9%</b>	<b>2.1</b>	<b>3.83%</b>
<b>TARGET %</b>	<b>60.0%</b>				<b>60.0%</b>			



CITY OF AUSTIN  
AUSTIN-BERGSTROM INTERNATIONAL AIRPORT  
NON-AIRLINE REVENUE ACTUALS

This month - This Year vs. Last Year  
FY12 (Feb 12) vs FY11 (Feb 11)

Fiscal YTD - This Year vs. Last Year  
FY12 (Oct 11 - Feb 12) vs FY11 (Oct 10 - Feb 11)

Non-Airline Revenue

**OTHER CONCESSIONS**

	FY12 <u>Feb-12</u>	FY11 <u>Feb-11</u>	Fav (Unfav) <u>\$ Variance</u>	Fav (Unfav) <u>% Variance</u>	FY12 <u>YTD Feb-12</u>	FY11 <u>YTD Feb-11</u>	Fav (Unfav) <u>\$ Variance</u>	Fav (Unfav) <u>% Variance</u>
Rental Cars	764,960	762,493	2,467	0.3%	3,865,892	3,783,722	82,170	2.2%
Food and Beverage	244,894	228,171	16,723	7.3%	1,303,097	1,214,848	88,249	7.3%
News and Gift	171,498	163,842	7,656	4.7%	933,007	898,953	34,054	3.8%
<b>TOTAL</b>	<b>1,181,352</b>	<b>1,154,506</b>	<b>26,846</b>	<b>2.3%</b>	<b>6,101,996</b>	<b>5,897,523</b>	<b>204,473</b>	<b>3.5%</b>

CITY OF AUSTIN  
AUSTIN-BERGSTROM INTERNATIONAL AIRPORT  
ADVERTISING CONTRACT ANALYSIS

This month - This Year vs. Last Year  
FY12 (Feb 12) vs FY11 (Feb 11)

<u>Advertising</u>	<u>FY12 Feb-12</u>	<u>FY11 Feb-11</u>	<u>Fav (Unfav) \$ Variance</u>	<u>Fav (Unfav) % Variance</u>
Hotel	2,126	1,588	538	33.8%
Cab	742	585	157	26.8%
Others:				
Static Display	25,486	21,223	4,263	20.1%
Tech Display	15,965	11,736	4,229	36.0%
MAG	1,514	0	1,514	N/A
Others Subtotal:	42,965	32,959	10,006	30.4%
<b>TOTAL</b>	<b>45,833</b>	<b>35,132</b>	<b>10,701</b>	<b>30.5%</b>

Fiscal YTD - This Year vs. Last Year  
FY12 (Oct 11 - Feb 12) vs FY11 (Oct 10 - Feb 11)

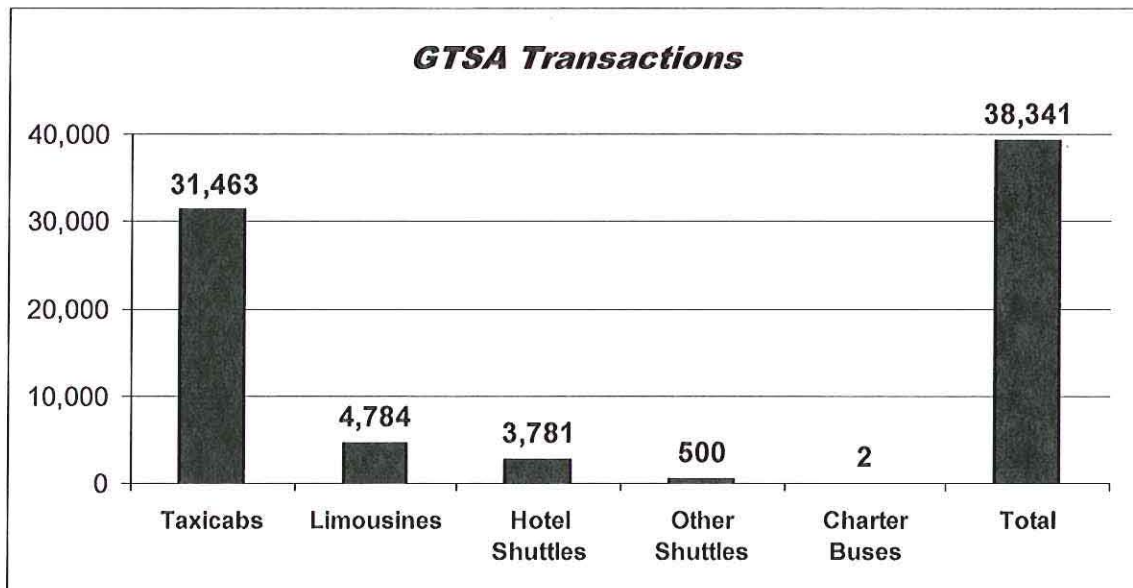
<u>FY12 YTD Feb-12</u>	<u>FY11 YTD Feb-11</u>	<u>Fav (Unfav) \$ Variance</u>	<u>Fav (Unfav) % Variance</u>
10,915	17,607	(6,692)	(38.0%)
3,864	1,961	1,903	97.0%
186,463	108,624	77,839	71.7%
98,892	11,736	87,156	742.7%
1,514	0	1,514	N/A
286,869	120,360	166,509	138.3%
<b>301,648</b>	<b>139,928</b>	<b>161,720</b>	<b>115.6%</b>

**AUSTIN-BERGSTROM INTERNATIONAL AIRPORT  
ENPLANEMENTS  
FY 2012 VS. FY 2011**

	<u>FY 2012</u>	<u>FY 2011</u>	<u>Month over Month</u>	<u>YTD</u>
			<u>Change</u>	<u>Change</u>
			<u>%</u>	<u>%</u>
October	393,343	381,906	2.99%	2.99%
November	379,810	372,492	1.96%	2.49%
December	383,096	377,283	1.54%	2.17%
January	326,181	320,267	1.85%	2.10%
February	327,914	303,871	7.91%	3.11%
March	-	399,305		
April	-	362,683		
May	-	413,069		
June	-	418,307		
July	-	425,683		
August	-	386,879		
September	-	362,896		
	<u>1,810,344</u>	<u>4,524,641</u>		
	<u>YTD Feb-12</u>	<u>YTD Feb-11</u>	<u>Inc/(Dec)</u>	<u>% Inc/(Dec)</u>
	1,810,344	1,755,819	54,525	3.11%



GROUND TRANSPORTATION TRANSACTIONS  
MARCH 2012



YEAR TO YEAR COMPARISON			
SERVICE CATEGORY	MARCH 2012	MARCH 2011	% Increase/(decrease)
TAXICAB	31,463	40,721	(22.7 %)
LIMOUSINE	4,784	3,129	52.9%
HOTEL SHUTTLE	3,781	3,480	8.6%
OTHER SHUTTLE	500	351	42.5%
CHARTER BUS	2	25	(92.0)%
OVERALL TOTAL	38,341	47,706	(19.6%)

## A G E N D A



## Recommendation for Council Action (Purchasing)

Austin City Council

Item ID:

14305

Agenda Number

&lt;ITEM\_OUTLINE&gt;

Meeting Date:

April 26, 2012

Department:

Purchasing

## Subject

Authorize award and execution of a contract with OSHKOSH CORPORATION to provide an aircraft rescue and fire fighting vehicle in an amount not to exceed \$711,320.

## Amount and Source of Funding

Funding in the amount of \$711,320 is available in the Approved Fiscal Year 2011-2012 Capital Budget of the Aviation Department.

## Fiscal Note

A fiscal note is attached.

Purchasing  
Language:

Lowest bid received.

Prior Council  
Action:For More  
Information:

Sydney Ceder, Sr. Buyer/974 2035

Boards and  
Commission  
Action:

MBE / WBE:

This contract will be awarded in compliance with Chapter 2-9D of the City Code (Minority-Owned and Women-Owned Business Enterprise Procurement Program). No subcontracting opportunities were identified; therefore, no goals were established for this solicitation.

Related Items:

## Additional Backup Information

This contract is to provide the Austin Fire Department with an aircraft rescue and fire fighting vehicle (ARFF) that will be housed at the fire station located at Austin-Bergstrom International Airport (ABIA). This vehicle is intended to carry rescue and firefighting equipment for the purpose of rescuing aircraft passengers, preventing aircraft fire loss, and combating fires in aircraft. This purchase is made in accordance with the applicable requirements of the National Fire Protection Association (NFPA) 414, Standard for Aircraft Rescue and Fire Fighting Vehicles (2007 Edition), and AC 150/5110-10, Guide Specification for Aircraft Rescue and Fire Fighting (ARFF) Vehicles for airports classified as Index D airports.

Due to age and condition, this truck will replace an existing 1997 model aircraft rescue and firefighting truck that exceeded the normal life expectancy. This unit has reached the eligibility criteria (13-15 years) for replacement according to National Fire Protection Association and FAA Advisory Circulars.

MBE/WBE solicited: 0/1

MBE/WBE bid: 0/0

**BID TABULATION**

IFB No. SSC0207

AIRCRAFT RESCUE & FIRE FIGHTING VEHICLE

(1 line item)

**VENDOR**

**TOTAL ANNUAL BID**

Oshkosh Corporation  
Appleton, Wisconsin

\$711,320.00

Rosenbauer Minnesota  
Wyoming, Minnesota

\$764,927.00

A copy of the bid tabulation is on file in the Purchasing Office and is on the City of Austin, FASD Purchasing Office website.

**PRICE ANALYSIS**

- a. Adequate competition.
- b. Fifty-eight notices were sent, including one WBE. There were no known MBEs. Two bids were received, with no response from the WBE.
- c. The last purchase of a similar truck was from Oshkosh Corporation in January 2005 at a price of \$769,191.13.

**APPROVAL JUSTIFICATION**

- a. Lowest bid.
- b. The Purchasing Office concurs with the Austin Fire Department's recommended award.
- c. Advertised in the Austin American-Statesman and on the Internet.



## CIP EXPENSE DETAIL

DATE OF COUNCIL CONSIDERATION:  
CONTACT DEPARTMENT(S):

4/26/12  
Aviation

SUBJECT: Authorize award and execution of a contract with OSHKOSH CORPORATION to provide an aircraft rescue and fire fighting vehicle in an amount not to exceed \$711,320.

Funding In the amount of \$711,320 is available in the Approved Fiscal Year 2011-2012 Capital Budget of the Aviation Department.

### CURRENT YEAR IMPACT:

Department:	Aviation
Project Name:	Oshkosh Corporation
Fund/Department/Unit:	4910-8107-3210
	Department of Aviation
Funding Source:	Airport Capital Fund
Current Appropriation:	1,300,000.00
Unencumbered Balance:	1,300,000.00
Amount of This Action:	<u>(711,320.00)</u>
Remaining Balance:	<u>588,680.00</u>
 Total Amount of this Action	 <u><u>711,320.00</u></u>

### ANALYSIS / ADDITIONAL INFORMATION:

This contract is to provide the Austin Fire Department with an aircraft rescue and fire fighting vehicle (ARFF) that will be housed at the fire station located at Austin-Bergstrom International Airport (ABIA). This vehicle is intended to carry rescue and fire fighting equipment for the purpose of rescuing aircraft passengers, preventing aircraft fire loss, and combating fires in aircraft. This purchase is made in accordance with applicable requirements of the National Fire Protection Association (NFPA) 414, Standard for Aircraft Rescue and Fire Fighting Vehicles (2007 Edition), and AC 150/5110-10, Guide Specification for Aircraft Rescue and Fire Fighting (ARFF) Vehicles for airports classified as Index D airports.

Due to age and condition, this truck will replace an existing 1997 model aircraft rescue and fire fighting truck that exceeded the normal life expectancy. This unit has reached the eligibility criteria (13-15 years) for replacement according to National Fire Protection Association and FAA Advisory Circulars.



# AGENDA



## Recommendation for Council Action (CMD)

Austin City Council

Item ID:

14160

Agenda Number

&lt;ITEM\_OUTLINE&gt;

Meeting Date:

April 26, 2012

Department:

Contract Management

### Subject

Authorize execution of a construction contract with the BARR CO., for the ABIA Terminal HVAC Improvements in the amount of \$1,169,518 plus a \$116,952 contingency, for a total contract amount not to exceed \$1,286,470.

### Amount and Source of Funding

Funding is available in the Fiscal Year 2011-2012 Capital Budget of the Department of Aviation.

### Fiscal Note

A fiscal note is attached.

**Purchasing Language:**

Lowest responsive bid of three bids received.

**Prior Council Action:**



**For More Information:**

Burton Jones 974-7278; Susan Garnett 974-7064; April Shaw 974-7141.

**Boards and Commission Action:**

To be reviewed by the Austin Airport Advisory Commission on April 10, 2012.

**MBE / WBE:**

This contract will be awarded in compliance with Chapter 2-9A of the City Code (Minority Owned and Women Owned Business Enterprise Procurement Program) through the achievements of Good Faith Efforts with 8.07% MBE and 1.30% WBE subcontractor participation.

**Related Items:**

### Additional Backup Information

The Austin Bergstrom International Airport opened in 1998. The terminal building is a heavily used public facility and requires regular maintenance including the Heating Ventilation and Air Conditioning (HVAC) system.

The Department of Aviation has had difficulty accessing some of the HVAC units in the terminal since the new airport was opened. There has also been insufficient airflow to some of the tenant spaces on the mezzanine level. This project will replace the ceiling above the ticket counters, improve access for maintenance purposes to HVAC units in the terminal, and increase and improve the HVAC service to tenant spaces. There will not be any interruptions to passenger service.

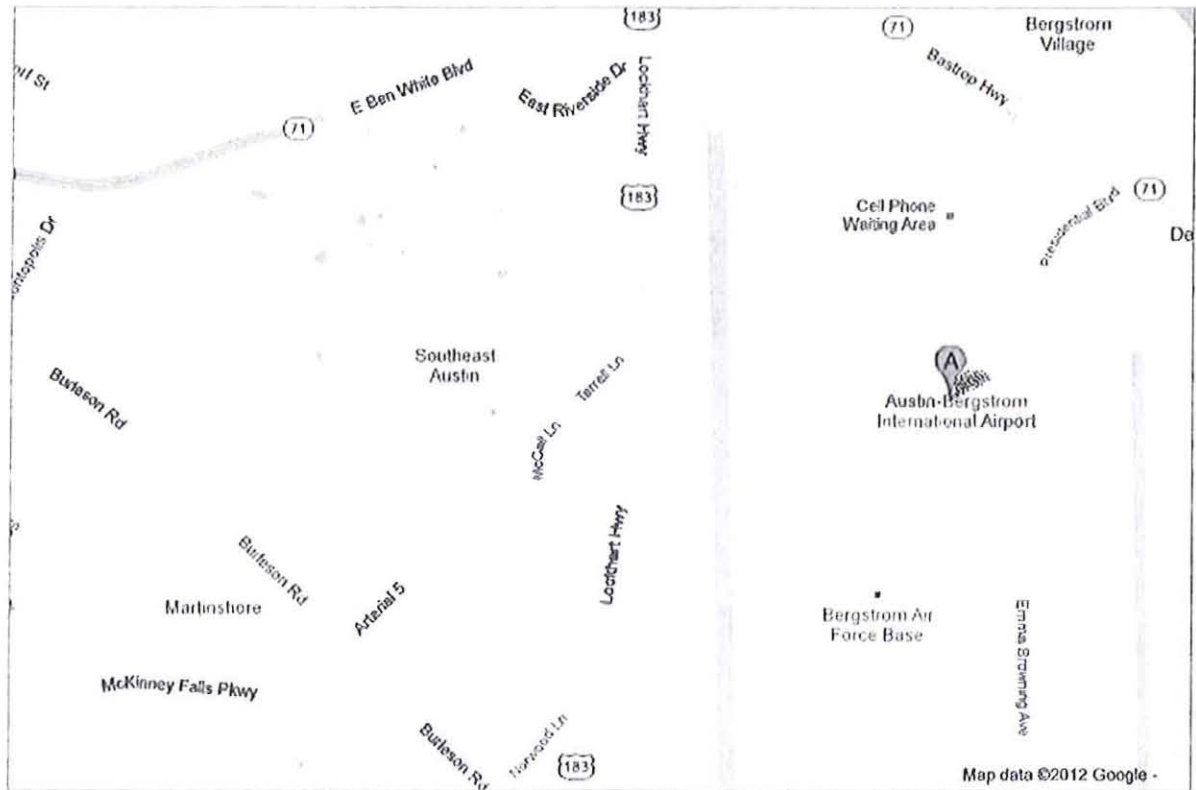
The work requires that large heavy equipment currently in inaccessible locations be moved. In close proximity to the units are other infrastructure that will be affected, including electrical runs, ductwork, plumbing, fire protection, and lighting. Due to the potential for discovering unknown existing conditions that could affect the project's construction work, a 10% contingency has been included to allow for the expeditious processing of any change orders.

The bid documents included an alternate bid item for electronically commutated motors (ECM) in lieu of inductor motors, which will be included in the contract. The contract allows 240 calendar days for completion of this project. This project is located within zip code 78719 and is managed by the Public Works Department.

Barr Co. is located in Austin, TX.

Google

To see all the details that are visible on the screen, use the "Print" link next to the map.





### M/WBE Summary:

Bid documents were distributed to 4 general contractors. Bids were opened on February 16, 2012. The Barr Co. submitted the lowest of 3 bids received, including one alternate bid item:

	<u>Base Bid</u>	<u>Base Bid + Alternate</u>
The Barr Co., AIA, Austin, TX	\$1,150,000.00	\$1,169,518.00
Mid-State Plumbing, Inc., Austin, TX	\$1,314,840.00	\$1,327,352.00
SpawGlass Contractors, Inc., Austin, TX	\$1,557,000.00	\$1,573,000.00

The contractor's choice of work methodology provides for 13 areas of subcontracting opportunities which are listed below. Project specific subgoals stated in the solicitation were **1.61%** African American; **2.05%** Hispanic; **0.82%** Native/Asian, **2.70%** WBE. Total participation estimated on base bid amount of \$1,150,000:

<u>NON M/WBE TOTAL - PRIME</u>	<u>\$355,007.00</u>	<u>30.87%</u>
The Barr Co., AIA, Austin TX	\$355,007.00	30.87%
<u>MBE TOTAL – SUBCONTRACTORS</u>	<u>\$92,803.00</u>	<u>8.07%</u>
<u>African American Subtotal</u>	<u>\$19,003.00</u>	<u>1.65%</u>
(MB) J. Harper Construction, Austin, TX (hauling)	\$5,003.00	0.44%
(MB) Avery's Lawncare, Round Rock, TX (landscaping)	\$2,000.00	0.17%
(MB) Triad Building Maintenance, Austin, TX (custodial)	\$5,000.00	0.43%
(MB) Trini Construction Builder, LLC, Austin, TX (painting)	\$7,000.00	0.61%
<u>Hispanic Subtotal</u>	<u>\$23,800.00</u>	<u>2.07%</u>
(MH) Viking Fence Co., Ltd., Austin, TX (fence)	\$2,800.00	0.24%
(FH) TAB Solutions, Lakeway, TX, (HVAC system T&B)	\$10,000.00	0.87%
(FH) LTH Enterprises, Ltd., Elgin, TX (electrical light fixtures)	\$11,000.00	0.96%
<u>Native/Asian Subtotal</u>	<u>\$50,000.00</u>	<u>4.35%</u>
(MA) Kamo Energy, Inc., Universal City, TX (electrical wiring)	\$50,000.00	4.35%
<u>WBE TOTAL – SUBCONTRACTORS</u>	<u>\$15,000.00</u>	<u>1.30%</u>
(FW) DAR Communications, Buda, TX (cabling)	\$15,000.00	1.30%
<u>NON M/WBE TOTAL – SUBCONTRACTORS</u>	<u>\$687,190.00</u>	<u>59.76%</u>
Aircraft Mechancial, Round Rock, TX (HVAC systems)	\$340,000.00	29.57%
BJ Electric, Austin, TX (electrician)	\$85,487.00	7.43%
Marek Bros. System, Buda, TX (interior finishes, ceiling)	\$151,703.00	13.19%
Honeywell, San Antonio, TX (HVAC controls)	\$110,000.00	9.57%

The Contractor submitted a MBE/WBE Compliance Plan that demonstrated a Good Faith Effort and was approved by the Small & Minority Business Resources Department. Second and third low bidder information is provided.

SECOND BIDDER – Mid-State Plumbing, Inc., Austin, TX \$1,314,840.00  
28.29% WBE prime participation; 1.20% African American; 2.10% Hispanic; 9.30% Native/Asian; 8.10% WBE; 51.00% Non M/WBE subcontractor participation.

THIRD BIDDER – SpawGlass Contractors, Inc., Austin, TX \$1,557,000.00  
35.50% NON M/WBE prime participation; 1.74% African American; 0.00% Hispanic; 0.90% Native/Asian; 8.80% WBE; 53.10% Non M/WBE subcontractor participation.



## CIP EXPENSE DETAIL

DATE OF COUNCIL CONSIDERATION:  
CONTACT DEPARTMENT(S):

4/26/12  
Aviation

SUBJECT: Authorize execution of a construction contract with the BARR CO., for the ABIA Terminal HVAC Improvements in the amount of \$1,169,518 plus a \$116,952 contingency, for a total contract amount not to exceed \$1,286,470.

Funding is available in the fiscal Year 2011-2012 Capital Budget of the Aviation Department.

### CURRENT YEAR IMPACT:

Department:	Aviation
Project Name:	Terminal HVAC Unit Access Improvements
Fund/Department/Unit:	4910-8107-3171
	Department of Aviation
Funding Source:	Airport Capital Fund
Current Appropriation:	2,000,000.00
Unencumbered Balance:	1,619,557.11
Amount of This Action:	(1,286,470.00)
Remaining Balance:	<u>333,087.11</u>
 Total Amount of this Action	 <u><u>1,286,470.00</u></u>

ANALYSIS / ADDITIONAL INFORMATION: The Austin-Bergstrom International Airport opened in 1998. The terminal building is a heavily used public facility and requires regular maintenance including the Heating Ventilation and Air Conditioning (HVAC) system.

The Department of Aviation has had difficulty accessing some of the HVAC units in the terminal since the new airport was opened. There has also been insufficient airflow to some of the tenant spaces on the mezzanine level. This project will replace the ceiling above the ticket counters, improve access for maintenance purposes to HVAC units in the terminal, and increase and improve the HVAC service to tenant spaces. There will not be any interruptions to passenger service.

The work requires that large heavy equipment currently in inaccessible locations be moved. In close proximity to the units are other infrastructure that will be affected, including electrical runs, ductwork, plumbing, fire protection, and lighting. Due to the potential for discovering unknown existing conditions that could affect the project's construction work, a 10% contingency has been included to allow for the expeditious processing of any change orders.

The bid documents included an alternate bid item for electronically commutated motors (ECM) in lieu of inductor motors, which will be included in the contract. The contract allows 240 calendar days for completion of this project. This project is located within zip code 78719 and is managed by the Public Works Department.

Barr Co. is located in Austin, TX.

# AGENDA



## Recommendation for Council Action (Purchasing)

Austin City Council	Item ID:	14299	Agenda Number	<ITEM_OUTLINE>
Meeting Date:	April 26, 2012			
Department:	Purchasing			
Subject				
<p>Authorize award and execution of a 60-month requirements contract to provide passenger boarding bridge maintenance support and repair parts in an estimated amount not to exceed \$1,000,000; and authorize award and execution of a contract for the purchase and installation of 24 loading bridge preconditioned air units in an estimated amount not to exceed \$1,825,367, with JBT AEROTECH/JETWAYS SYSTEMS for the Aviation Department, for a total estimated amount not to exceed \$2,825,367. JBT AeroTech/Jetway Systems is the sole source provider for these products.</p>				
Amount and Source of Funding				
<p>Funding in the amount of \$83,333 is available in the Fiscal Year 2011-2012 Operating Budget of the Aviation Department. Funding for the remaining 55 months of the original contract period is contingent upon available funding in future budgets. Funding in the amount of \$1,825,367 for the air units is available in the Fiscal Year 2011-2012 Capital Budget of the Aviation Department.</p>				
Fiscal Note				
A fiscal note is attached.				
Purchasing Language:	Sole Source			
Prior Council Action:				
For More Information:	Brenda Helgren, Sr. Buyer/974-9141			
Boards and Commission Action:	To be reviewed by the Austin Airport Advisory Commission April 10, 2012.			
MBE / WBE:	This contract will be awarded in compliance with Chapter 2-9D of the City Code (Minority-Owned and Women-Owned Business Enterprise Procurement Program). No subcontracting opportunities were identified; therefore, no goals were established for this solicitation.			
Related Items:				
Additional Backup Information				



This contract is for the purchase of passenger boarding bridge maintenance and repair parts at Austin-Bergstrom International Airport (ABIA). These parts will be used to maintain the passenger boarding bridges mechanical and electrical system and associated aircraft power supply 400Hz units that supplies power to the aircraft when docked at the bridges and supplies to maintain the heating and cooling units for the bridges.

In addition, this includes a one-time purchase of 24 JBT Aero Tech JetAire Point-of-Use 50 ton DX self-contained automatically controlled preconditioned air units with controls to be mounted to the boarding bridges at a cost of \$1,825,367. These air conditioning units are used to provide cooling and heating to the parked aircraft's supply air system during pre-flight boarding and un-boarding services. The existing units were installed in 1999 and have reached their end of life resulting in a high failure rate and increased maintenance and repair costs. These units are essential to the operation of the passenger boarding bridges. Without this level of support the Aviation Department will not be able to meet the department goals and ensure facility systems are functional and available at all times. The new JetAire units are designed to be a direct replacement for the existing XPC4500 units. No control or bridge structure modifications will be needed for the installation. The new units also use an environmentally friendly refrigerant R407C, which will provide 29 degree outlet temperature to the aircraft.

This is a sole source contract. JBT AeroTech/Jetway Systems is the original manufacturer of the boarding bridges and is the only supplier who can provide replacement parts. JBT AeroTech/Jetway Systems will provide all parts under this contract at a 5% discount from its published price list.

## CIP EXPENSE DETAIL

DATE OF COUNCIL CONSIDERATION:  
CONTACT DEPARTMENT(S):

4/26/12  
Aviation

SUBJECT: Authorize award and execution of a 60-month requirements contract to provide passenger boarding bridge maintenance support and repair parts in an estimated amount not to exceed \$1,000,000; and authorize award and execution of a contract for the purchase and installation of 24 loading bridge preconditioned air units in an estimated amount not to exceed \$1,825,367, with JBT AEROTECH/JETWAYS SYSTEMS for the Aviation Department, for a total estimated amount not to exceed \$2,825,367. JBT Aero Tech/Jetway Systems is the sole source provider for the products.

Funding in the amount of \$83,333 is available in the Fiscal Year 2011-2012 Operating Budget of the Aviation Department. Funding for the remaining 55 months of the original contract period is contingent upon available funding in future budgets. Funding in the amount of \$1,825,367 for the air units is available in the Fiscal Year 2011-2012 Capital Budget of the Aviation Department.

### CURRENT YEAR IMPACT:

Department:	Aviation
Project Name:	Passenger Boarding Bridges Air Units
Fund/Department/Unit:	4910-8107-3224
	Department of Aviation
Funding Source:	Airport Capital Fund
Current Appropriation:	1,830,000.00
Unencumbered Balance:	1,830,000.00
Amount of This Action:	<u>(1,825,367.00)</u>
Remaining Balance:	<u>4,633.00</u>
 Total Amount of this Action	 <u><u>1,825,367.00</u></u>

### ANALYSIS / ADDITIONAL INFORMATION:

This contract is for the purchase of passenger boarding bridge maintenance and repair parts at Austin-Bergstrom International Airport (ABIA). These parts will be used to maintain the passenger boarding bridges mechanical and electrical system and associated aircraft power supply 400Hz units that supplies power to the aircraft when docked at the bridges and supplies to maintain the heating and cooling units for the bridges.

In addition, this includes a one-time purchase of 24 JBT Aero Tech JetAire Point-of-Use 50 ton DX self-contained automatically controlled preconditioned air units with controls to be mounted to the boarding bridges at a cost of \$1,825,367. These air conditioning units are used to provide cooling and heating to the parked aircraft's supply air system during pre-flight boarding and un-boarding services. The existing units were installed in 1999 and have reached their end of life resulting in a high failure rate and increased maintenance and repair costs. These units are essential to the operation of the passenger boarding bridges. Without this level of support the Aviation Department will not be able to meet the department goals and ensure facility systems are functional and available at all times. The new JetAire units are designed to be a direct replacement for the existing XPC4500 units. No control or bridge structure modifications will be needed for the installation. The new units also use an environmentally friendly refrigerant R407C, which will provide 29 degree outlet temperature to the aircraft.

This is a sole source contract. JBT AeroTech/Jetway Systems is the original manufacturer of the boarding bridges and is the only supplier who can provide replacement parts. JBT AeroTech/Jetway Systems will provide all parts under this contract at a 5% discount from its published price list.



## AGENDA



## Recommendation for Council Action (Purchasing)

Austin City Council

Item ID:

14184

Agenda Number

&lt;ITEM\_OUTLINE&gt;

Meeting Date:

April 26, 2012

Department:

Purchasing

## Subject

Authorize award, negotiation, and execution of 12-month requirements service contract with SECURITY DESIGN, INC. dba EO INTEGRATED SYSTEMS, INC. for airport security system software and hardware maintenance, support services, and training at the Austin-Bergstrom International Airport in an estimated amount not to exceed \$105,000, with three 12-month extension options in an estimated amount not to exceed \$109,000, \$113,200, and \$118,000 respectively, for a total estimated contract amount not to exceed \$445,200.

## Amount and Source of Funding

Funding in the amount of \$45,417 is available in the Fiscal Year 2011-2012 Operating Budget of the Aviation Department. Funding for the remaining seven months of the original contract and extension options is contingent upon available funding in future budgets.

## Fiscal Note

A fiscal note is not required.

Purchasing  
Language:

Lowest bid received.

Prior Council  
Action:

.

For More  
Information:

Brenda Helgren, Sr. Buyer/974-9141

Boards and  
Commission  
Action:

To be reviewed by Austin Airport Advisory Commission on April 10, 2012

MBE / WBE:

This contract will be awarded in compliance with Chapter 2-9C of the City Code (Minority-Owned and Women-Owned Business Enterprise Procurement Program). No subcontracting opportunities were identified; therefore, no goals were established for this solicitation.

Related Items:

## Additional Backup Information

This contract is for airport security system software and hardware maintenance, support services and training. The City of Austin Aviation Department has installed the Hirsch Velocity Access Control System Version 3.1 and Genetec Omnicast Version 4.2 and professional services from a certified Hirsch and Genetec dealer are required for software maintenance service and support agreement. Support shall include software maintenance, database maintenance, preventative maintenance, troubleshooting, on-site training and systems monitoring to ensure all severity levels are met for the following:

- GeoCluster/DoubleTake software
- No Fly List Report
- TSA Threat Assessment Report
- IntelliKey/Quantum interface
- EasyLobby software
- Hirsch SDK integration code with Genetec Omnicast 4.2.
- IntelliKey hardware and software support
- Database & Preventative maintenance
- Hirsch Velocity and Genetec Omnicast software
- Advanced hardware level maintenance support as required
- On-site factory certified instructor led training for Velocity Dealer Course and Velocity Installation course.

MBE/WBE solicited: 2/3

MBE/WBE response: 0/0

### **BID TABULATION**

IFB BKH0133

ABIA Security System Software and Advance Level Hardware Maintenance and Support Professional Services  
(1 Line Item)

<b><u>Vendor</u></b>	<b><u>Total Price for Twelve Month Period</u></b>
Security Design, Inc. dba EO Integrated Systems, Inc San Antonio, TX	\$80,000
Convergint Technologies, Austin, TX	\$145,942
Intertech Security Group San Antonio, TX	\$162,450
Cothron's Security Solutions Austin, TX	*

\*Cothron's Security Solutions was deemed non-responsive for not being a certified dealer.

A completed bid tabulation is on file in the Purchasing Office and on the City of Austin, FASD Purchasing website.

- Adequate competition.
- sixty-nine notices were sent, including 2 MBEs and 3 WBEs. Four bids were received, with no response from the MBE/WBEs.
- The pricing offered represents a 3% increase to the last contract award in July 2011.

### **APPROVAL JUSTIFICATION**

- Lowest bid.
- The Purchasing Office concurs with the Aviation Department recommended award.
- Advertised in the Austin American Statesman and on the Internet.