



**AUSTIN AIRPORT ADVISORY COMMISSION  
MINUTES**

**REGULAR MEETING  
TUESDAY, APRIL 10, 2012**

The Austin Airport Advisory Commission convened in a regular meeting on Tuesday, April 10, 2012 at 2716 Spirit of Texas Drive, in Room 160 in Austin, Texas.

Chair Dale Murphy called the meeting to order at 5:05 p.m.

**Commission Members in Attendance:**

Dale Murphy, Chair  
D'Ann Johnson, Secretary  
George Farris  
James Kelsey  
Rose Marie Klee  
Ernest Saulmon

**Commission Members Absent:**

Vice Chair, Steven Hart

**Staff in Attendance:**

Shane Harbinson  
Dave Arthur  
Janice White  
Patricia Van Buren  
Tom Thies  
Kellye Mireles

**Others Present:**

Chris Coons, RW Armstrong  
Nate Granger, RS& H

**1. CITIZENS COMMUNICATIONS: GENERAL**

None.

## **2. APPROVAL OF MINUTES**

The minutes from the meeting of March 13, 2012 were approved on Rose Marie Klee's motion, Ernest Saulmon's second on a 6-0 vote with corrections made to the votes on the Action Items. Vice Chair Steven Hart was absent. The changes to last month's Action Items are as follows:

## **4. ABIA Action Items**

- a) **The motion authorizing action item 4a was approved with corrected backup on Secretary D'Ann Johnson's motion, Commission Member Rose Marie Klee's second on a 6-0 vote. Commission Member James Kelsey was absent.**
- b) **The motion authorizing action item 4b was approved on Secretary D'Ann Johnson's motion, Commission Member Ernest Saulmon's second on a 6-0 vote. Commission Member James Kelsey was absent.**
- c) **The motion authorizing action item 4c was approved on Secretary D'Ann Johnson's motion, Commission Member Rose Marie Klee's second on a 6-0 vote. Commission Member James Kelsey was absent.**
- d) **The motion authorizing action item 4d was approved on Secretary D'Ann Johnson's motion, Commission Member Ernest Saulmon's second on a 4-0-2 vote. Chair, Dale Murphy and Commission Member Rose Marie Klee recused themselves from this item due to a conflict of interest. Commission Member James Kelsey was absent.**
- e) **The motion authorizing action item 4e was approved on Secretary D'Ann Johnson's motion, Vice Chair Steven Hart's second on a 6-0 vote. Commission Member James Kelsey was absent.**

## **3. STAFF BRIEFING, REPORTS AND PRESENTATIONS**

- a) Planning & Engineering Capital Improvement Project Status Report Presentation was presented by Shane Harbinson, Assistant Director, Aviation Department. Shane Harbinson hit on several highlights from Planning & Engineering projects. Design study for the drainage master plan was given to Environmental Board on April 4, 2012 to seek their approval and will now be going to the Planning Commission. The wildlife hazard assessment is in it's final draft and will be sent to the FAA and will be looking for their response sometime this summer. The campus signage improvements were approved by the Council and will now proceed with construction. The new employee parking lot is at 100% design documents, we are getting set to go out and advertise that next month. It also includes expanding lot G by 250 spaces. The other items that we are seeking FAA grant support for is improvements along Presidential Boulevard. We are seeking advertisement at the end of this month for improvements and adding a connection road to Spirit of Texas Drive. Phase 2, of our signage plans, we will be adding interactive touch screen directories located in the terminal on the secured and unsecured side. These will allow easier changing of tenant names and provide wayfinding information. The General Aviation apron that we have is a small contractor and they have some personnel issues so we won't be proceeding until they have their full staff available to go and put a new wearing surface on our general aviation apron. The airside demolition project we are

getting ready to demo a small building that is next to our air maintenance ramp. The remain overnight apron should be finished by June or even earlier. The baggage system server's installation is ongoing. We are in phase one of two, possibly three, phases of building improvements. Delaware North and Leisure Travel are both making improvements to their concessions. Austin Article and Ruta Maya are working on some issues with their contractors but expect to be moving forward by the summer.

- b) Finance & Operations Reports Presentation was presented by Dave Arthur, Assistant Director, Aviation Department. Year to date enplanement growth is 3% over last year. Airline revenue is still running about the same and 6% under budget. Non Airline revenue is up almost 9% over last year. Parking is up 8% over budget and 12% over last year. Rental Car revenue is 4% over last year. Food and beverage is about 7% and retail is up 4%. Expenses are up 3% over last year and 8% over budget. Operating margin is at 36%.
- c) GTSA Transactions Report Presentation was presented by Shane Harbinson, Assistant Director, Aviation Department. Shane Harbinson discussed the GTSA Transactions for March 2012. Staff is checking the transactions and will provide accurate information next month..
- d) Airport Hilton Hotel Operation Presentation was presented by Patricia Van Buren, Manager, Business Assurance. Ms. Van Buren gave an overview of the history, parties involved, agreements, operations and performance of the Hilton hotel. The hotel was the former Bergstrom Air force Base command center built in 1968. The building was going to be demolished until it was decided it could be developed into a full service hotel for the airport and the Austin community. A local developer called Landmark Hospitality LP was contracted to convert the building into a hotel. There was a project development agreement for that in February 1999. The airport leased the building and the land, approximately 10 acres that it sits on, to the developer who was subsequently assumed by a corporation that was formed called Austin Bergstrom Landhost Enterprises Inc. (ABLE). This corporation was formed by the city for the tax exempt revenue bonds that were used to finance the construction of the building. ABLE was incorporated in December 1998. It is a non-profit public benefit corporation sponsored by the city and has board members which include Jim Smith, Director, Aviation Department; Dave Arthur, Assistant Director, Aviation Department; Sue Edwards, Assistant City Manager; Robert Goode, Former Assistant City Manager and Art Alfaro, Treasurer, City of Austin. In February 1999 approximately 38.8 million senior revenue bonds were issued by ABLE and 3.7 million subordinate bonds. It was decided the hotel would carry a Hilton flag, so there is a license agreement with Hilton, and it was then opened in January 2001. The trustee for the bonds is Wells Fargo Bank Minneapolis. The lease between the City of Austin and ABLE runs from June 1998 until August 2030. The hotel pays rent to the airport under the lease, and reports quarterly. They pay between 3-5% of the guest room revenues, depending on the quarterly occupancy, and 5% of all other revenues, which is parking, food and beverage and such. The total rent that was due for 2011 was \$547,000 and 2010 was \$481,000. The senior bonds mature in 2027. The Hilton license agreement whereby ABLE can operate the hotel under the Hilton name began at the opening of the hotel and runs for 20 years. The hotel management company runs all of the operations of the hotel such as planning, budgeting, sales and marketing. All employees are employed by the management company, not the City of Austin. The hotel has 262 guest rooms with 20,000 s.f. of meeting spaces. The hotel is set up with FIDS (Flight information display

screen). The majority of the hotels revenue comes from the rooms. Last year the room revenue was about 8 million. Food and Beverage revenue was 3.3 million for last year. When compared to other hotels in the South Austin market, the Hilton outperformed their competitors. The occupancy rate last year was 82.7 % and their competitor's occupancy rate was 75.5%. The hotel is always compliant for their inspections and scores very high on cleanliness. The Hilton is the closest hotel to the Circuit of The Americas (COTA) racetrack and hopes to capitalize on that when it opens later this year. The hotel still has arrears and it is not known when they will be able to pay it off but are hopeful that COTA will help with those debts.

#### **4. ABIA Action Items**

- a) Authorize award and execution of a contract with **OSHKOSH CORPORATION** to provide an aircraft rescue and fire fighting vehicle in an amount not to exceed \$711,320.

Austin Airport Fire Department Chief Tom Thies spoke to the Commission on the advantages/reasons for this purchase.

**The motion authorizing action item 4a was approved on Commission Member Ernest Saulmon's motion, Commission Member James Kelsey's second on a 6-0 vote. Vice Chair Steven Hart was absent.**

- b) Authorize execution of a construction contract with the **BARR CO.**, for the ABIA Terminal HVAC Improvements in the amount of \$1,169,518 plus a \$116,952 contingency, for a total contract amount not to exceed \$1,286,470.

**The motion authorizing action item 4b was approved on Rose Marie Klee's motion, Ernest Saulmon's second on a 6-0 vote. Vice Chair Steven Hart was absent.**

- c) Authorize award and execution of a 60-month requirements contract to provide passenger boarding bridge maintenance support and repair parts in an estimated amount not to exceed \$1,000,000; and authorize award and execution of a contract for the purchase and installation of 24 loading bridge preconditioned air units in an estimated amount not to exceed \$1,825,367, with **JBT AEROTECH/JETWAYS SYSTEMS** for the Aviation Department, for a total estimated amount not to exceed \$2,825,367. JBT AeroTech/Jetway Systems is the sole source provider for these products.

**The motion authorizing action item 4c was approved on D'Ann Johnson's motion, Rose Marie Klee's second on a 6-0 vote. Vice Chair Steven Hart was absent.**

- d) Authorize award, negotiation, and execution of 12-month requirements service contract with **SECURITY DESIGN, INC. dba EO INTEGRATED SYSTEMS, INC.** for airport security system software and hardware maintenance, support services, and training at the Austin-Bergstrom International Airport in an estimated amount not to exceed \$105,000, with three 12-month extension options in an estimated amount not to exceed \$109,000, \$113,200, and \$118,000 respectively, for a total estimated contract amount not to exceed \$445,200.

**The motion authorizing action item 4d was approved on Ernest Saulmon's motion, Rose Marie Klee's second on a 6-0 vote. Vice Chair Steven Hart was absent.**

## 5. NEW BUSINESS

- a) CONRAC Concept Design Presentation. Janice White, Project Manager, Aviation Department, gave a presentation on CONRAC. Ms. White handed out a packet which included diagrams, requirements, site and floor plans and milestone dates for the CONRAC project. CONRAC is a public/private partnership with Aviation, City of Austin, and the rental cars companies. The design phase kicked off in January. The contract for the project is a two phase process. The design phase is the first phase where the feasibility study is used as the basis for the project. At the end of the design development, approval is requested to start phase two, which includes construction documents and construction of the project. Increased passenger traffic, the need for additional rental car staging and ready return spaces all provided the basis for this project. Ms. White answered questions that the commission members had about the site and floor plans, walkways, and the weather elements that customers must go through to get from the terminal to the CONRAC facility.
- b) Discussion on a VOR Checkpoint on the airport (George Farris and Dale Murphy). Commission Member George Farris gave a brief description of a VOR (VHF Omnidirectional Range). VOR is a navigational aid that has been used by pilots for the past fifty years. It is basically a spot that is painted on the airport that you taxi to and sit on so your instruments will read where you are and you can then adjust your instruments since you know what it is supposed to be when you are sitting at that particular spot. Mr. Farris brought up the question of what steps it would take to set up a VOR at ABIA. It was decided that the next step would be for Mr. Farris to coordinate with Shane Harbinson and talk to the FAA about it.

*Shane Harbinson called for a five minute break at 7:09 PM. The Austin Airport Advisory Commission re-adjourned at 7:14 PM.*

- c) Conduct an Austin Airport Advisory Commission Annual Review, Complete Internal Review Report and Work Plan to be submitted to the Council Audit and Finance Committee and City Clerk. Shane Harbinson, Assistant Director, Aviation Department explained that every year, each board and commission must do an annual review. The finance committee then takes one of the boards or commissions and goes over it in more detailed review. Mr. Harbinson handed out a draft of an annual internal review and explained each item. He explained that the report needs to be edited and turned into the City Clerks office. Chair Dale Murphy asked the commission to email any suggestions to him to add to the report and he would finalize it and give it to Shane Harbinson within the next two weeks.

## 6. OLD BUSINESS (updates)

- a) Status of action items upon which the Commission has made a recommendation to Council. *(Please note the progress of the following items)*

Authorize award and execution of a 12-month requirements service contract with **INLAND TECHNOLOGIES LTD.,** for runway derubberization for the Aviation Department in an estimated amount not to exceed \$81,500, with three 12-month extension options in an estimated amount not to exceed \$81,500 per extension option, for

a total estimated contract amount not to exceed \$326,000. *[Item went before City Council on March 8, 2012 and passed.]*

Authorize award and execution of a 36-month requirements service contract with **ALAMO DOOR SYSTEMS OF TEXAS, INC.**, for overhead door maintenance and repair for various city facilities in an estimated amount not to exceed \$1,200,000 with three 12-month extension options in an estimated amount not to exceed \$450,000 for the first extension option; \$500,000 for the second extension option, and \$550,000 for the third extension option, for a total estimated contract amount not to exceed \$2,700,000. *[Item went before City Council on March 22, 2012 and passed.]*

Authorize award and execution of a 48-month requirements supply agreement with **TEXAS MULTIPLE AWARD SCHEDULE (TXMAS), TEXAS LOCAL GOVERNMENT PURCHASING COOPERATIVE (BUYBOARD)** or any other cooperative purchasing organization contracts available within the State of Texas and authorized by the Austin City Council for the purchase of automotive tires for Fleet Services and Aviation in an amount not to exceed \$6,602,640. *[Item went before City Council on March 22, 2012 and passed.]*

Authorize execution of a construction contract with **RODRIGUEZ BARR, INC. DBA THE BARR COMPANY, AIA**, Austin, TX for ABIA Campus Signage Improvements in the amount of \$1,556,910.10 plus a \$155,691 contingency, for a total contract amount not to exceed \$1,712,601.10. *[Item scheduled to go before City Council on April 5, 2012.]*

Authorize negotiation and execution of an amendment to the professional services agreement with **CDM SMITH, INC.** (formerly Camp Dresser & McKee, Inc.), Austin, TX for engineering services for the Austin-Bergstrom International Airport (ABIA) Stormwater Drainage Master Plan Update project in the amount of \$115,000, for a total contract amount not to exceed \$615,000. *[Item scheduled to go before City Council on April 12, 2012.]*

Authorize execution of a construction contract with **MID-STATE PLUMBING, INC.**, (WBE/FW 45.2%), for ABIA Information Systems Building Fire Protection Improvements in the amount of \$498,000 plus a \$49,800 contingency, for a total contract amount not to exceed \$547,800. *[Item scheduled to go before City Council on April 26, 2012.]*

- b) Properties Lease Agreements – Southwest will do seasonal to Portland non-stop.
- c) General Aviation – Ascend has asked for more time to respond back. We made an offer to pay 50/50 of the relocation of the FAA duct bank costs, and Ascend does not want to pay for that. Ascend thinks the FAA should pay for the relocation of the cable duct bank line. We are moving forward with Jet Black they have a layout and they reduced their footprint for water quality and water retention issues, and are moving forward with the project schedule.

## 7. FUTURE AGENDA ITEMS

Goal setting for Commission.

## **8. ADJOURNMENT**

Motion to adjourn the meeting was made by Ernest Saulmon, George Farris' second on a 6-0 vote. Meeting was adjourned at 7:28 p.m.

**Date of next meeting: May 8, 2012**

## AVIATION PROJECTS STATUS REPORT

Tuesday, May 01, 2012

---

### 1 - Preliminary

---

**Project Name:** ARFF Building Roof Leak Repairs/Replacement

DOA PM: Dale Thompson      PWD PM: Robin Camp      Estimate: \$453,000

FDU Number: 4910-8107-3211      Sub-project ID: 6000.060      ABIA Number: P3211

Project Status: Project assigned to Dale Thompson.

---

**Project Name:** Airfield Security Fence Improvements

DOA PM: Chris Graham      PWD PM:      Estimate: \$346,000

FDU Number: 4910-8107-3212      Sub-project ID: 6000.061      ABIA Number: A3212

Project Status: Scope is being reconsidered due to limited funding. Project design will proceed in May.

---

**Project Name:** Terminal East Infill Project

DOA PM: Robert Mercado      PWD PM: Burton Jones      Estimate: \$2,600,000

FDU Number: 4910-8107-3215      Sub-project ID: 5415.065      ABIA Number: T3215

Project Status: Design Criteria Manual (DCM) completed on April 5. RFQ for Design-Builder for the Project to be issued on April 30.

---

**Project Name:** Formula One - Support

DOA PM: Joe Medici      PWD PM:      Estimate: \$100,000

FDU Number: 4910-8107-3225      Sub-project ID: 6501.029      ABIA Number: M3225

Project Status: NTP for initial work was issued 3/14/12. Consultant to provide full scope of services proposal this week for staff review.

---

## AVIATION PROJECTS STATUS REPORT

Tuesday, May 01, 2012

---

### 2 - Design/Study

---

**Project Name: Drainage Master Plan**

DOA PM: Joe Medici PWD PM: Robert Pirtle Estimate: \$750,000

FDU Number: 4910-8107-3139 Sub-project ID: 5702.007 ABIA Number: M3139

Project Status: Scheduled to go to Planning Commission Codes and Ordinances on May 15th. Full Planning Commission anticipated May 22nd and City Council in June.

---

**Project Name: Cooling Tower Repairs**

DOA PM: Robert Mercado PWD PM: Estimate: \$400,000

FDU Number: 4910-8107-3143 Sub-project ID: 6001.063 ABIA Number: P3143

Project Status: Update adjustments to 2010 PER scope of work recommendations will now be made due to the passage of time (and water). RL MEP Engineer Encotech has been hired to scope and develop JOC package. Repair work on site will need to be done over winter 2012-2013. 95% Submittal review is underway with comments due May 2.

---

**Project Name: Environmental Management System**

DOA PM: Kane Carpenter PWD PM: Estimate: \$600,000

FDU Number: 4910-8107-3151 Sub-project ID: 5702.008 ABIA Number: M3151

Project Status: Will meet with RS&H in early May to discuss further work items.

---

**Project Name: ABIA Parking Garage and Rental Car Facility (CONRAC)**

DOA PM: Janice White PWD PM: Robert Pirtle Estimate: \$2,000,000

FDU Number: 4910-8107-3162 Sub-project ID: 6001.006 ABIA Number: L3162

Project Status: Project schedule established through November 2012. Resource allocation plan updated. Project has officially moved into Phase 1 Design Phase. Initial permitting meetings continuing to be held. AIPP RFQ posted, first informational meeting to be held 5/3/12. March meeting set with COA Fire Marshall. Bid package strategy being developed. CONRAC meetings held April 19th with D/B, Developer, RACs and ABIA. PGAL/Owner informational meetings continuing to be held. D/B team schematic design submittal May 25th.

---

**Project Name: IS Building 7355 Emergency Power Improvements**

DOA PM: Ben Avila PWD PM: Burton Jones Estimate: \$1,200,000

FDU Number: 4910-8107-3163 Sub-project ID: 6001.067 ABIA Number: P3163

Project Status: Project is In PRELIM Phase.  
Plan to complete PER in MAY-2012 so can move into DESIGN Phase after added FDU funding has been obtained.

---

**Project Name: Terminal Expansion Joint Improvements**

DOA PM: Janice White PWD PM: Robin Camp Estimate: \$675,000

FDU Number: 4910-8107-3167 Sub-project ID: 5415.049 ABIA Number: T3167

Project Status: 90% documents under review. Review meeting to be held May 2nd.  
Final documents due mid-May and to be submitted for JOC pricing.  
CMD has approved JOC delivery method for this project.

---

**Project Name: Terminal Electrical System Reliability Improvements**

DOA PM: Ben Avila PWD PM: Estimate: \$400,000

FDU Number: 4910-8107-3168 Sub-project ID: 5415.050 ABIA Number: T3168

Project Status: Project is in DESIGN Phase.  
Plan is for DOA P&E staff to complete DESIGN work bid documents by JUL-2012 for COA JOC work proposal.

---

## AVIATION PROJECTS STATUS REPORT

Tuesday, May 01, 2012

---

**Project Name: Terminal HVAC Unit Access Improvements**

DOA PM: Ben Avila                      PWD PM: Burton Jones                      Estimate: \$1,500,000  
FDU Number: 4910-8107-3171                      Sub-project ID: 5415.053                      ABIA Number: T3171  
Project Status: Project is in BID-AWARD Phase.  
Bid opening was in FEB-2012.  
RCA approved at 4-26-2012 Council meeting.  
Barr co CONST contract set-up is in progress.  
Bldg Permit process near completion.  
TAS-ADA process in progress.  
Expect to have Pre-Con Meeting in JUN-2012

---

**Project Name: Terminal Area Spall Improvements**

DOA PM: Robert Mercado                      PWD PM:                      Estimate: \$620,000  
FDU Number: 4910-8107-3172                      Sub-project ID: 5415.054                      ABIA Number: T3172  
Project Status: 100% Design Documents submitted to DoA for final review. JOC contractor to be hired for the work when documents are finalized.

---

**Project Name: ABIA Terminal Fire Protection Improvements - Ph. 2**

DOA PM: Richard Chaney                      PWD PM: Robert Pirtle                      Estimate: \$5,700,000  
FDU Number: 4910-8107-3176                      Sub-project ID: 5415.056                      ABIA Number: T3176  
Project Status: Revised NTE RW Armstrong proposal has been accepted. CMD to issue NTP so we may began the design phase. Schedule calls for design to be complete 2012 Dec.

---

**Project Name: Wildlife Hazard Assessment - Grant 54**

DOA PM: Joe Medici                      PWD PM: Jules Parrish                      Estimate: \$266,667  
FDU Number: 4910-8107-3179                      Sub-project ID: 6000.054                      ABIA Number: M3179  
Project Status: Final WHA Report submitted to the FAA on 4/11/12. WHMP draft forthcoming from consultant.

---

**Project Name: Terminal Improvements and Repairs - FY 2011**

DOA PM: Robert Hengst                      PWD PM: Burton Jones                      Estimate: \$5,400,000  
FDU Number: 4910-8107-3190                      Sub-project ID: 5415.059                      ABIA Number: T3190  
Project Status: 95% documents were received and are under review. Project estimate came in high so one item of scope will be moved to an alternate bid item to allow the project to be within budget.

---

**Project Name: New Employee Parking Lot**

DOA PM: Dale Thompson                      PWD PM: John Wepryk                      Estimate: \$10,000,000  
FDU Number: 4910-8107-3195                      Sub-project ID: 6001.074                      ABIA Number: L3195  
Project Status: Permit plan set submitted for completeness check on 2/22/12. A preliminary meeting with the permitting team was held on 2/27/12. Comments from permitting were received on 4/20/12. Project team is currently working on responses to permitting's comments.

---

**Project Name: IS Security System Upgrade Migration**

DOA PM: Michelle Moheet                      PWD PM:                      Estimate: \$200,000  
FDU Number: 4910-8107-3200                      Sub-project ID: 6001.077                      ABIA Number: P3200  
Project Status: Specifications are under review, with an estimated target for solicitation of early May.

---

**Project Name: IS Sec. Workstations & Archive Servers**

DOA PM: Michelle Moheet                      PWD PM:                      Estimate: \$215,000  
FDU Number: 4910-8107-3201                      Sub-project ID: 6001.078                      ABIA Number: P3201  
Project Status: Specifications are under review, with an estimated target for solicitation of early May.

---

## AVIATION PROJECTS STATUS REPORT

Tuesday, May 01, 2012

---

**Project Name: Presidential Blvd Pavement Rehab and Resurfacing**

DOA PM: Robert Hengst      PWD PM: Larry Mendez      Estimate: \$1,000,000  
FDU Number: 4910-8107-3206      Sub-project ID: 6001.082      ABIA Number: L3206  
Project Status: Held mandatory Pre Bid meeting and only one contractor showed up. Project bid was canceled and will now include pavement only; valet booth will bid separately. Project will go out for bids in early May, with a NON-Mandatory pre-bid meeting.

---

**Project Name: Terminal Improvements 2012 (Phase 7)**

DOA PM: Robert Hengst      PWD PM: Burton Jones      Estimate: \$2,000,000  
FDU Number: 4910-8107-3213      Sub-project ID: 5415.063      ABIA Number: T3213  
Project Status: Funding for this project combined with Terminal Improvements 2011 project. Refer to 4910-8107-3190 for update.

---

**Project Name: Bldg 6005 Improvements - Phase II (P&E)**

DOA PM: Janice White      PWD PM: Robert Pirtle      Estimate: \$2,250,000  
FDU Number: 4910-8107-3217      Sub-project ID: 6001.084      ABIA Number: L3217  
Project Status: Design for LRC (Bldg 6010) HVAC is being done as a part of this project; construction will be with another FDU in FY2013. Project meetings held every other week. LEED coordination meetings continuing. Building 6005 schematic design due May 15th. LRC scope proposal still to be submitted.

---

**Project Name: Terminal Directories**

DOA PM: Janice White      PWD PM: Robin Camp      Estimate: \$400,000  
FDU Number: 4910-8107-3226      Sub-project ID: 5415.069      ABIA Number: T3226  
Project Status: Project not approved by CMD for JOC delivery method after pricing submitted. Additional construction documents underway for public bidding/procurement. Updated schedule established. Issue documents for bidding June 2012. City council approval August 2012. Construction start September 2012. Construction completion December 2012.

---

## AVIATION PROJECTS STATUS REPORT

Tuesday, May 01, 2012

---

### 3 - Bid/Award

---

**Project Name:** IS Bldg 7355 Fire Protection Improvements

DOA PM: Robert Mercado      PWD PM: Robert Pirtle      Estimate: \$1,200,000

FDU Number: 4910-8107-3141      Sub-project ID: 6001.062      ABIA Number: P3141

Project Status: Bids were received on February 9. Awarded to Mid-State Plumbing for \$498,000. With 10% contingency, the contract amount to be \$547,800. Approved by City council on April 26. Contracts underway to start construction as soon as possible.

---

**Project Name:** Information Technology Master Plan

DOA PM: Robert Mercado      PWD PM:      Estimate: \$1,000,000

FDU Number: 4910-8107-3188      Sub-project ID: 6001.072      ABIA Number: M3188

Project Status: RFP issued in January. Responses to the RFP have been received and are being evaluated at this time. Evaluation team has selected the finalist out of 3 responses.

---

**Project Name:** Terminal Job Order Contracting - Various

DOA PM: Robert Hengst      PWD PM:      Estimate: \$250,000

FDU Number: 4910-8107-3191      Sub-project ID: 5415.060      ABIA Number: T3191

Project Status: Security doors and gas piping construction complete.  
Bulk Water Station - We are in the process of completing bid documents in order to do the work through the Small Business program.

---

**Project Name:** Presidential Boulevard Roadway Safety and Security Improvements

DOA PM: Robert Hengst      PWD PM: Alison von Stein      Estimate: \$4,650,000

FDU Number: 4910-8107-3196      Sub-project ID: 6001.075      ABIA Number: L3196

Project Status: Project is out for bids.

---

**Project Name:** ARFF Vehicle - 3000 Gallon - Grant 56

DOA PM: Shane Harbinson      PWD PM:      Estimate: \$1,300,000

FDU Number: 4910-8107-3210      Sub-project ID: 6501.028      ABIA Number: P3210

Project Status: Purchase was approved by Council on 4/26, with manufacture NTP scheduled for June.

---

**Project Name:** Passenger Boarding Bridges Air Units

DOA PM: Mike Robinson      PWD PM:      Estimate: \$1,800,000

FDU Number: 4910-8107-3224      Sub-project ID: 6000.062      ABIA Number: A3224

Project Status: Purchase was approved at 4/26 Council meeting. NTP is pending.

---

4 - Construction/Execution

**Project Name: Airside Demolition**

DOA PM: Dale Thompson PWD PM: Darryl Haba Estimate: \$775,000

FDU Number: 4910-8107-3125 Sub-project ID: 6000.045 ABIA Number: A3125

Project Status: The demo of the former parachute shop is complete. Bldg 8145 remains to be demo'd, and that work will begin after the contractor completes some work on the Noise Mitigation property.

Currently working w/ AE to have electrical service terminated to Bldg 8145.

**Project Name: Noise Mitigation Program Implementation - Grant 40**

DOA PM: Melinda Ruby PWD PM: Estimate: \$5,100,000

FDU Number: 4910-8107-3132 Sub-project ID: 5696.001 ABIA Number: N3132

Project Status: Mobile Home Park: To-date, we have made offers on fifteen (15) mobile homes. All offers have been accepted. We have purchased twelve (12) mobile homes. The remaining three (3) mobile homes are under contract and will be purchased by May 1, 2012. Of the twelve (12) acquired mobile homes, two (2) are currently occupied and ten (10) are vacant. We are working with the occupants to find replacement housing. In summary, of the 38 mobile homes in the park, 15 have been bought or are under contract. Twenty-three (23) mobile homes remain to be purchased. Asbestos abatement and demolition has been completed on three (3) of the vacant homes. Demolition should be completed on another five (5) vacant homes by mid-April, 2012. Jet/ Patton Lane: We closed on Grace Lehto's Jet Lane tracts on January 31, 2012. She has been given a 90 day notice to vacate. She has vacated the property Austin Water Utility has agreed to purchase all lots in the back section for \$82,700. Funds will be credited to Aviation's Noise Program account through the Journal Voucher process. The eight (8) remaining lots at the front of the neighborhood along U.S. Hwy 183 frontage road will be auctioned off later this year. PILOT PROGRAM FOR REDEVELOPMENT OF AIRPORT PROPERTIES The FAA has announced a pilot grant program for the redevelopment of Noise Mitigation property. Grants will be made available to 4 public-use airports. The purpose of the grant is to support joint planning, engineering, design, and environmental permitting of projects, including the assembly and redevelopment of property purchased with noise mitigation funds. Staff is developing questions for review and comment by the FAA's Airports Acquisition Specialist in order to understand the provisions in the enactment. Final FAA procedures and guidance regarding this pilot program are due no later than February 2013.

**Project Name: Noise Mitigation Program Implementation - Grant 44**

DOA PM: Melinda Ruby PWD PM: Estimate: \$1,834,511

FDU Number: 4910-8107-3137 Sub-project ID: 5696.001 ABIA Number: N3137

Project Status: Refer to N3132 for Project Status.

**Project Name: Airfield Lighting Control and Monitoring System - Grant 55**

DOA PM: Dale Thompson PWD PM: Robin Camp Estimate: \$1,200,000

FDU Number: 4910-8107-3142 Sub-project ID: 6000.047 ABIA Number: A3142

Project Status: Contractor continues to prepare submittals, specifically with ADB, vendor for the software and hardware.

**Project Name: General Aviation Apron Rehabilitation**

DOA PM: Robert Hengst PWD PM: Craig Russell Estimate: \$650,000

FDU Number: 4910-8107-3147 Sub-project ID: 6000.050 ABIA Number: A3147

Project Status: Conducted a Pre-Construction Meeting April 19. Contractor asked for 30 days before proceeding so he can put all resources on the project. Also, discussed wind speeds and product spraying onto aircraft and buildings. Chris Newton has researched other Cities for Specifications on alternate work methods during higher winds. Still waiting on an NTP. Contractor still waiting on revised phasing drawings so he can plan work schedules. Project almost ready to go.

## AVIATION PROJECTS STATUS REPORT

Tuesday, May 01, 2012

---

**Project Name: Noise Mitigation Program Implementation - Grant 50**

DOA PM:	Melinda Ruby	PWD PM:		Estimate:	\$5,887,907
FDU Number:	4910-8107-3150	Sub-project ID:	5696.001	ABIA Number:	N3150
Project Status:	Refer to N3132 for Project Status.				

---

**Project Name: Noise Mitigation Program Implementation - Grant 46**

DOA PM:	Melinda Ruby	PWD PM:		Estimate:	\$1,952,418
FDU Number:	4910-8107-3154	Sub-project ID:	5696.001	ABIA Number:	N3154
Project Status:	Refer to N3132 for Project Status.				

---

**Project Name: Remain Over Night Apron, Phase 2 - Grants 49/55**

DOA PM:	Dale Thompson	PWD PM:	Robert Pirtle	Estimate:	\$9,000,000
FDU Number:	4910-8107-3156	Sub-project ID:	6000.051	ABIA Number:	A3156
Project Status:	Contractor given NTP on 7/18/11. Paving is complete. Final items of work include fencing, removal of the temporary fence, pavement markings, electrical, WQ pond work, sodding. Project will be substantially complete by mid-May.				

---

**Project Name: Noise Mitigation Program Implementation - Grant 51**

DOA PM:	Melinda Ruby	PWD PM:		Estimate:	\$2,575,000
FDU Number:	4910-8107-3157	Sub-project ID:	5696.001	ABIA Number:	N3157
Project Status:	Refer to N3132 for Project Status.				

---

**Project Name: Noise Mitigation Program Implementation - Grant 52**

DOA PM:	Melinda Ruby	PWD PM:		Estimate:	\$2,701,610
FDU Number:	4910-8107-3174	Sub-project ID:	5696.001	ABIA Number:	N3174
Project Status:	Refer to N3132 for Project Status.				

---

**Project Name: ABIA Campus Signage Improvements Phase 2**

DOA PM:	Janice White	PWD PM:	Robin Camp	Estimate:	\$3,000,000
FDU Number:	4910-8107-3180	Sub-project ID:	6001.068	ABIA Number:	L3180
Project Status:	Landside signage preconstruction meeting to be held 5/9/12. Positive ABIA response to the variable message display sign information submitted. VMD construction estimate \$550,000. VMD construction documents underway. Updated VMD schedule to be submitted.				

---

**Project Name: Noise Mitigation Program - Land Exchange**

DOA PM:	Melinda Ruby	PWD PM:		Estimate:	\$31,100
FDU Number:	4910-8107-3183	Sub-project ID:	5696.001	ABIA Number:	N3183
Project Status:	Refer to N3132 for Project Status.				

---

**Project Name: Bldg 6005 Improvements - Phase I (P&E)**

DOA PM:	Janice White	PWD PM:		Estimate:	\$700,000
FDU Number:	4910-8107-3189	Sub-project ID:	6001.073	ABIA Number:	L3189
Project Status:	Construction underway. Approximately 95% complete. Occupants can begin moving into new offices May 4th. Weekly coordination and construction meetings held.				

---

## AVIATION PROJECTS STATUS REPORT

Tuesday, May 01, 2012

---

**Project Name: Baggage System Servers**

DOA PM: Robert Hengst      PWD PM:      Estimate: \$370,373  
FDU Number: 4910-8107-3192      Sub-project ID: 5415.061      ABIA Number: T3192  
Project Status: To allow for comprehensive testing, final installation will occur in June. Planning and testing ongoing.

---

**Project Name: IS Building 7355 Office Renovations**

DOA PM: Ben Avila      PWD PM: Burton Jones      Estimate: \$297,080  
FDU Number: 4910-8107-3197      Sub-project ID: 6001.076      ABIA Number: P3197  
Project Status: Project is in POST-CONST Phase.  
Sub-Comp date set as March 21, 2012  
Project is in CLOSE-OUT process.

---

**Project Name: Terminal Carpet**

DOA PM: Mike Robinson      PWD PM:      Estimate: \$142,000  
FDU Number: 4910-8107-3204      Sub-project ID: 6001.081      ABIA Number: P3204  
Project Status: Badging is under way for completion of gates 20-25.

---

## TENANT PROJECTS STATUS REPORT

Tuesday, May 01, 2012

---

### 1 - Preliminary

---

**Project Name:** Ascend Hangar Facility Development

**Project Sponsor/Client:** Ascend

**DOA PM:** Richard Chaney

**ABIA Number:** F5001.01

**Sub-project ID:**

**Estimate:** \$0

**Project Status:** Tenant has requested mediation to resolve issues.

---

## TENANT PROJECTS STATUS REPORT

Tuesday, May 01, 2012

---

### 2 - Design

---

**Project Name: DNC Annie's Café**

Project Sponsor/Client: DNC

DOA PM: Richard Chaney

ABIA Number: F4005.26

Sub-project ID:

Estimate: \$400,000

Project Status: Working with consultant to complete drawings needed for permitting.  
100% design submittal received, ET approval received on 30Mar2012

---

**Project Name: WN Airlines Ticket Counter Modifications 2012**

Project Sponsor/Client: Southwest Airlines

DOA PM: Richard Chaney

ABIA Number: F1015.06

Sub-project ID:

Estimate: \$0

Project Status: Concept approved by executive team. Design phase in progress. WN schedule very aggressive, they would like to complete the training room by 05-May, and the ticket counters by 15-May.

---

## TENANT PROJECTS STATUS REPORT

Tuesday, May 01, 2012

---

### 3 - Bid/Award

---

**Project Name:** UA/CO GSE Relocation

**Project Sponsor/Client:** United Airlines

**DOA PM:** Richard Chaney

**ABIA Number:** F1018.20

**Sub-project ID:**

**Estimate:** \$0

**Project Status:** No update from airline.  
COA Permitting

---

## TENANT PROJECTS STATUS REPORT

Tuesday, May 01, 2012

---

### 4 - Construction/Execution

---

**Project Name: ACE Signage**

Project Sponsor/Client: ACE

DOA PM: Richard Chaney

ABIA Number: F8001.02

Sub-project ID:

Estimate: \$0

Project Status: N/C

---

**Project Name: Advantage RAC Parking Garage Kiosk Installation**

Project Sponsor/Client: Advantage/Hertz

DOA PM: Richard Chaney

ABIA Number: F8002.02

Sub-project ID:

Estimate: \$8,000

Project Status: Working to issue NTP, tentative date first part of May.

---

**Project Name: Alamo/National SSK Replacement**

Project Sponsor/Client:

DOA PM: Richard Chaney

ABIA Number: F8003.04

Sub-project ID:

Estimate: \$0

Project Status: Coordinating installation

---

**Project Name: Armed Forces Reserve Center & Vehicle Maintenance Facility**

Project Sponsor/Client: AFRC VMF

DOA PM: Richard Chaney

ABIA Number: F6005.02

Sub-project ID:

Estimate: \$41,500,000

Project Status: Project continues moving forward without any major issues. Building structures erected.

---

**Project Name: DNC Austin Java & Austin Chronicle Refurbishment 2011**

Project Sponsor/Client: DNC

DOA PM: Richard Chaney

ABIA Number: F4005.29

Sub-project ID:

Estimate: \$225,000

Project Status: Construction in progress, no issues.

---

**Project Name: DNC BookPeople Refurbishment 2011**

Project Sponsor/Client: DNC

DOA PM: Richard Chaney

ABIA Number: F4005.28

Sub-project ID:

Estimate: \$150,000

Project Status: Construction under way, no issues. Completion towards end of May. Temp sales area set up out in front of venue.

---

**Project Name: DNC Security Camera & Entry keypad @ office 1300**

Project Sponsor/Client: DNC

DOA PM: Richard Chaney

ABIA Number: F4005.30

Sub-project ID:

Estimate: \$4,000

Project Status: Construction in progress

---

**Project Name: HDS RNA/NGSI Austin Article**

Project Sponsor/Client: HDS RNA/NGSI

DOA PM: Richard Chaney

ABIA Number: F4008.08

Sub-project ID:

Estimate: \$50,000

Project Status: Construction NTP issued 26Apr2012

---

## TENANT PROJECTS STATUS REPORT

Tuesday, May 01, 2012

---

**Project Name: HDS RNA/NGSI Virgin/Ruta Maya Coffee**

Project Sponsor/Client: HDS RNA/NGSI

DOA PM: Richard Chaney

ABIA Number: F4008.07

Sub-project ID:

Estimate: \$300,000

Project Status: Permitting almost complete, tentative start May 2012.

---

**Project Name: Hertz Service Counter Improvements & Back Wall Signage**

Project Sponsor/Client:

DOA PM: Richard Chaney

ABIA Number: F8009.03

Sub-project ID:

Estimate: \$0

Project Status: coordinating installation

---

**Project Name: Hertz Service Counter Improvements-CSR Kiosks**

Project Sponsor/Client:

DOA PM: Richard Chaney

ABIA Number: F8009.04

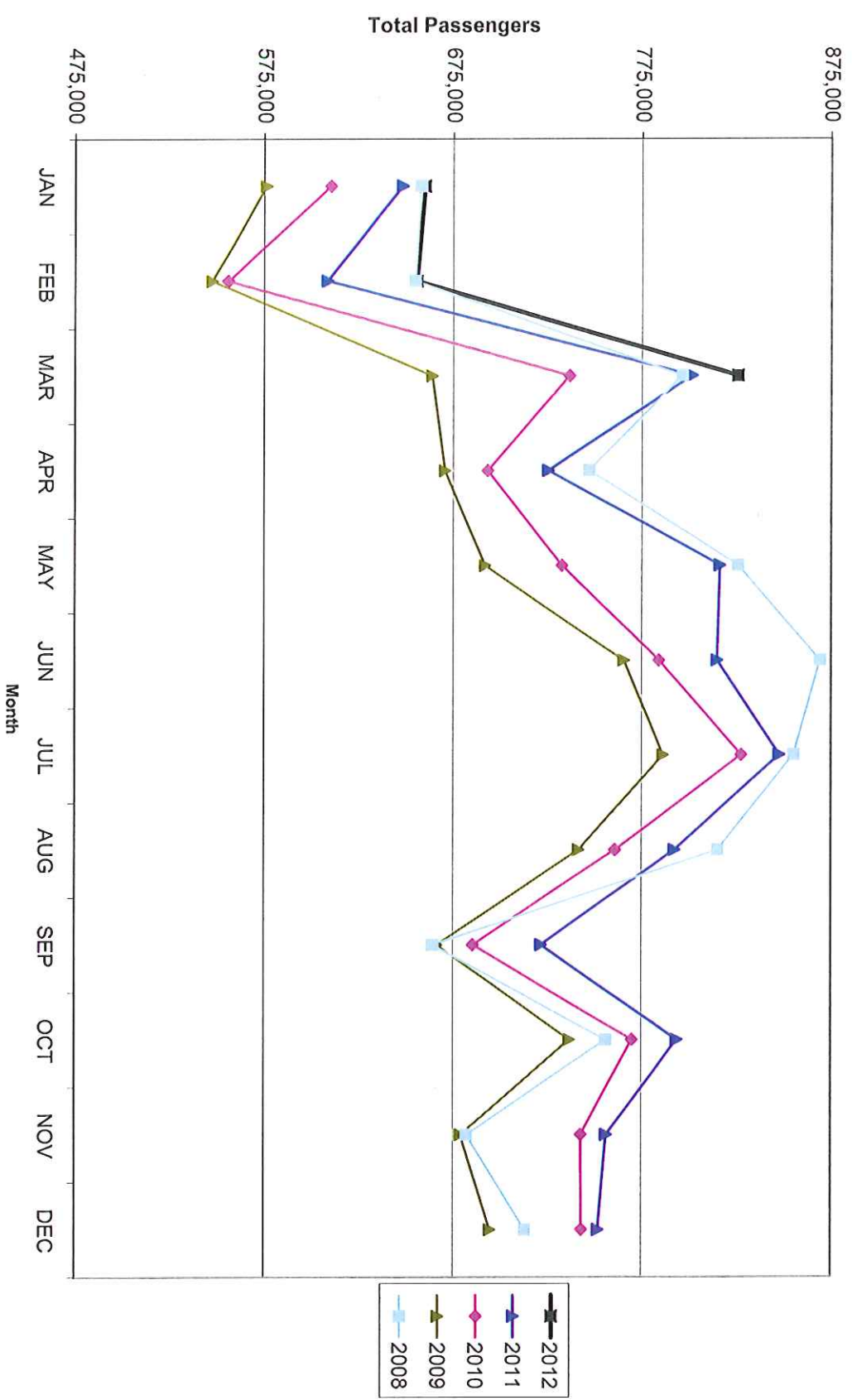
Sub-project ID:

Estimate: \$0

Project Status: Coordinating installation

---

# AUSTIN PASSENGER TRAFFIC Calendar Year 2012 vs 2011



# Austin-Bergstrom International Airport

## Aviation Activity Report

### Calendar Year 2012 vs 2011

	03/2012	03/2011	Percent Change	01/2012 - 03/2012	01/2011 - 03/2011	Percent Change
<b><u>Passenger Activity</u></b>						
Domestic Enplaned Revenue	401,357	390,693	2.73	1,036,940	996,658	4.04
Domestic Deplaned Revenue	408,129	393,702	3.66	1,052,699	1,008,981	4.33
International Enplaned Revenue	0	204	-100.00	0	316	-100.00
International Deplaned Revenue	0	307	-100.00	0	461	-100.00
Domestic Enplaned Non-Revenue	8,569	8,402	1.99	27,081	26,456	2.36
Domestic Deplaned Non-Revenue	7,903	8,238	-4.07	24,683	25,265	-2.30
International Enplaned Non-Revenue	0	6	-100.00	0	13	-100.00
International Deplaned Non-Revenue	0	1	-100.00	0	1	-100.00
South Terminal-Intl Enplaned Revenue	0	0	0.00	0	0	0.00
South Terminal-Intl Deplaned Revenue	0	0	0.00	0	0	0.00
South Terminal-Intl Enplaned Non-Revenue	0	0	0.00	0	0	0.00
South Terminal-Intl Deplaned Non-Revenue	0	0	0.00	0	0	0.00
Passenger Totals	825,958	801,553	3.04	2,141,403	2,058,151	4.04

CURRENT PASSENGER RECORD = 869,308

RECORD SET = JUNE 2008

#### **Aircraft Operations**

Air Carrier	8,317	8,327	-0.12	23,293	23,178	0.50
Commuter & Air Taxi	1,339	1,720	-22.15	3,802	4,510	-15.70
Military	401	617	-35.01	1,457	1,878	-22.42
General Aviation						
Itinerant	4,074	5,297	-23.09	11,683	13,737	-14.95
Local	208	344	-39.53	504	833	-39.50
Total G.A.	4,282	5,641	-24.09	12,187	14,570	-16.36
Total Operations	14,339	16,305	-12.06	40,739	44,136	-7.70

# Austin-Bergstrom International Airport

## Aviation Activity Report

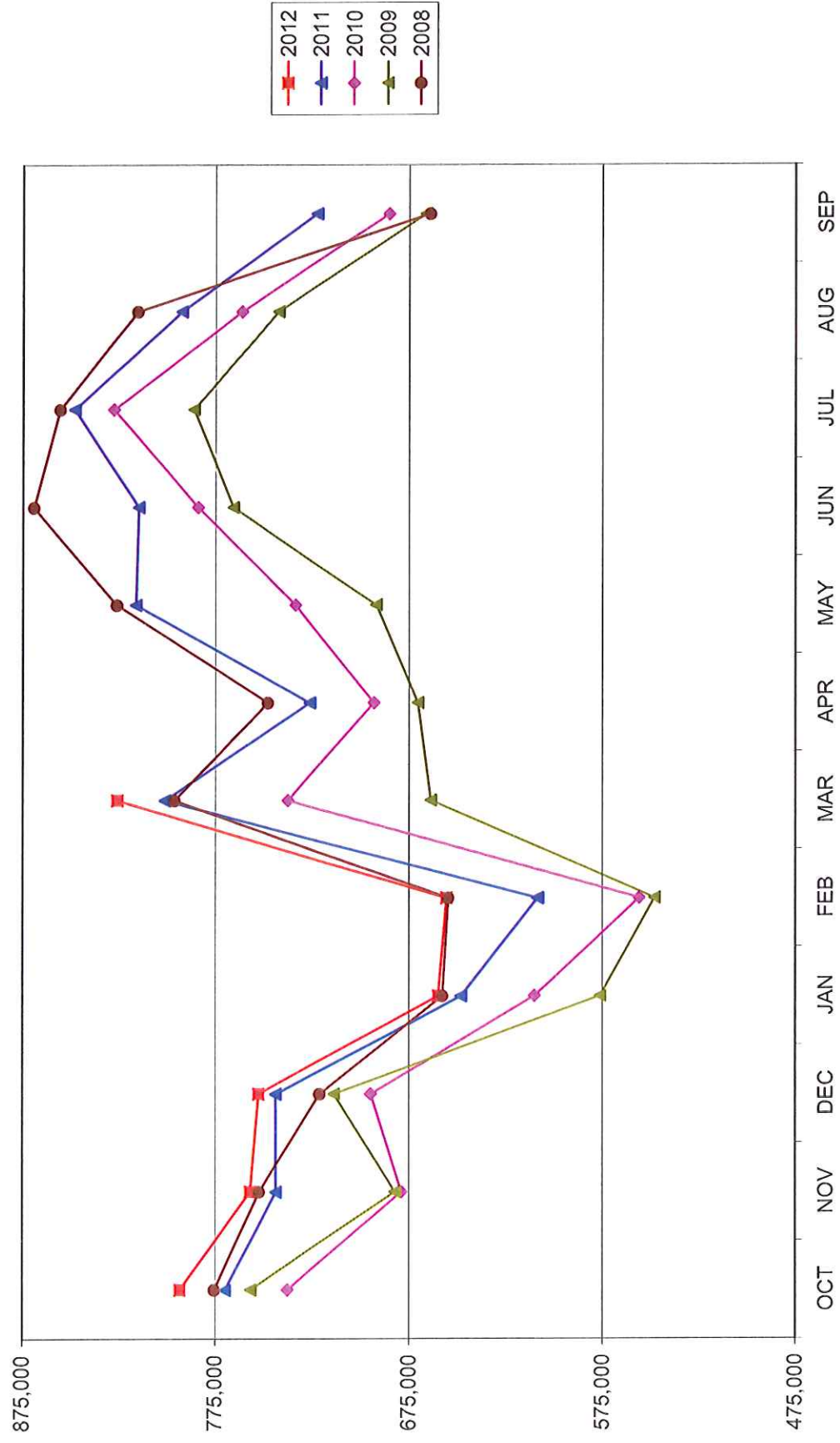
### Calendar Year 2012 vs 2011

	03/2012	03/2011	Percent Change	01/2012 - 03/2012	01/2011 - 03/2011	Percent Change
<b><u>Cargo Activity</u></b>						
<b>Mail</b>						
Domestic Enplaned Mail	70,119	146,342	-52.09	224,877	522,479	-56.96
Domestic Deplaned Mail	154,240	334,857	-53.94	467,476	892,765	-47.64
International Enplaned Mail	0	0	0.00	0	0	0.00
International Deplaned Mail	0	0	0.00	0	0	0.00
South Terminal-Intl Enplaned Mail	0	0	0.00	0	0	0.00
South Terminal-Intl Deplaned Mail	0	0	0.00	0	0	0.00
Mail Totals	224,359	481,199	-53.38	692,353	1,415,244	-51.08
<b>Cargo</b>						
Domestic Enplaned Cargo	5,640,134	5,575,263	1.16	15,334,849	15,321,682	0.09
Domestic Deplaned Cargo	6,154,736	5,705,192	7.88	17,048,455	15,399,009	10.71
International Enplaned Cargo	473,585	409,736	15.58	1,302,631	932,239	39.73
International Deplaned Cargo	480,291	296,255	62.12	1,005,621	1,080,413	-6.92
South Terminal-Intl Enplaned Cargo	0	0	0.00	0	0	0.00
South Terminal-Intl Deplaned Cargo	0	0	0.00	0	0	0.00
Cargo Totals	12,748,746	11,986,446	6.36	34,691,556	32,733,343	5.98
<b>Belly Freight</b>						
Domestic Enplaned Belly Freight	455,901	542,991	-16.04	1,319,546	1,488,492	-11.35
Domestic Deplaned Belly Freight	478,562	560,578	-14.63	1,307,910	1,552,660	-15.76
International Enplaned Belly Freight	0	0	0.00	0	0	0.00
International Deplaned Belly Freight	0	0	0.00	0	0	0.00
South Terminal-Intl Enplaned Belly Frt	0	0	0.00	0	0	0.00
South Terminal-Intl Deplaned Belly Frt	0	0	0.00	0	0	0.00
Belly Freight Totals	934,463	1,103,569	-15.32	2,627,456	3,041,152	-13.60
Cargo Totals (Mail, Cargo, Belly Freight)	13,907,568	13,571,214	2.48	38,011,365	37,189,739	2.21

CURRENT CARGO RECORD = 40,215,518

RECORD SET = MARCH 2001

# AUSTIN PASSENGER TRAFFIC Fiscal Year 2012 vs 2011



# Austin-Bergstrom International Airport

## Aviation Activity Report

### Fiscal Year 2012 vs 2011

	03/2012	03/2011	Percent Change	10/2011 - 03/2012	10/2010 - 03/2011	Percent Change
<b><u>Passenger Activity</u></b>						
Domestic Enplaned Revenue	401,357	390,693	2.73	2,165,345	2,101,168	3.05
Domestic Deplaned Revenue	408,129	393,702	3.66	2,173,395	2,108,431	3.08
International Enplaned Revenue	0	204	-100.00	0	316	-100.00
International Deplaned Revenue	0	307	-100.00	173	461	-62.47
Domestic Enplaned Non-Revenue	8,569	8,402	1.99	54,925	53,627	2.42
Domestic Deplaned Non-Revenue	7,903	8,238	-4.07	50,238	50,852	-1.21
International Enplaned Non-Revenue	0	6	-100.00	0	13	-100.00
International Deplaned Non-Revenue	0	1	-100.00	32	1	3,100.00
South Terminal-Intl Enplaned Revenue	0	0	0.00	0	0	0.00
South Terminal-Intl Deplaned Revenue	0	0	0.00	0	0	0.00
South Terminal-Intl Enplaned Non-Revenue	0	0	0.00	0	0	0.00
South Terminal-Intl Deplaned Non-Revenue	0	0	0.00	0	0	0.00
Passenger Totals	825,958	801,553	3.04	4,444,108	4,314,869	3.00

CURRENT PASSENGER RECORD = 869,308

RECORD SET = JUNE 2008

#### **Aircraft Operations**

Air Carrier	8,317	8,327	-0.12	46,960	46,720	0.51
Commuter & Air Taxi	1,339	1,720	-22.15	8,195	9,478	-13.54
Military	401	617	-35.01	2,852	3,402	-16.17
General Aviation						
Itinerant	4,074	5,297	-23.09	23,797	28,957	-17.82
Local	208	344	-39.53	1,116	1,565	-28.69
Total G.A.	4,282	5,641	-24.09	24,913	30,522	-18.38
Total Operations	14,339	16,305	-12.06	82,920	90,122	-7.99

# Austin-Bergstrom International Airport

## Aviation Activity Report

### Fiscal Year 2012 vs 2011

	03/2012	03/2011	Percent Change	10/2011 - 03/2012	10/2010 - 03/2011	Percent Change
<b>Cargo Activity</b>						
Mail						
Domestic Enplaned Mail	70,119	146,342	-52.09	449,219	1,128,714	-60.20
Domestic Deplaned Mail	154,240	334,857	-53.94	1,006,973	1,726,448	-41.67
International Enplaned Mail	0	0	0.00	0	0	0.00
International Deplaned Mail	0	0	0.00	0	0	0.00
South Terminal-Intl Enplaned Mail	0	0	0.00	0	0	0.00
South Terminal-Intl Deplaned Mail	0	0	0.00	0	0	0.00
Mail Totals	224,359	481,199	-53.38	1,456,192	2,855,162	-49.00
Cargo						
Domestic Enplaned Cargo	5,640,134	5,575,263	1.16	31,252,841	30,854,724	1.29
Domestic Deplaned Cargo	6,154,736	5,705,192	7.88	34,597,574	31,514,257	9.78
International Enplaned Cargo	473,585	409,736	15.58	2,967,503	2,083,868	42.40
International Deplaned Cargo	480,291	296,255	62.12	2,444,016	2,075,394	17.76
South Terminal-Intl Enplaned Cargo	0	0	0.00	0	0	0.00
South Terminal-Intl Deplaned Cargo	0	0	0.00	0	0	0.00
Cargo Totals	12,748,746	11,986,446	6.36	71,261,934	66,528,243	7.12
Belly Freight						
Domestic Enplaned Belly Freight	455,901	542,991	-16.04	2,731,168	3,141,328	-13.06
Domestic Deplaned Belly Freight	478,562	560,578	-14.63	2,542,445	3,018,400	-15.77
International Enplaned Belly Freight	0	0	0.00	0	0	0.00
International Deplaned Belly Freight	0	0	0.00	0	0	0.00
South Terminal-Intl Enplaned Belly Frt	0	0	0.00	0	0	0.00
South Terminal-Intl Deplaned Belly Frt	0	0	0.00	0	0	0.00
Belly Freight Totals	934,463	1,103,569	-15.32	5,273,613	6,159,728	-14.39
Cargo Totals (Mail, Cargo, Belly Freight)	13,907,568	13,571,214	2.48	77,991,739	75,543,133	3.24

CURRENT CARGO RECORD = 40,215,518

RECORD SET = MARCH 2001

**CITY OF AUSTIN**  
**AUSTIN-BERGSTROM INTERNATIONAL AIRPORT**  
**Airport Operating Fund 5070**  
**Operating Income Statement - For Internal Use Only**  
**Fiscal Year to Date for 6 Months ended March 31, 2012**

	Close II - FYE 9/30/11 Actuals	FY2012 Amended Budget	Budget Annualized 6 months	FY2012 Year to Date w/ Encumb	Y-T-D Variance Fav (Unfav)	Y-T-D % Variance Fav (Unfav)
<b>REVENUE</b>						
<b>AIRLINE REVENUE</b>						
Landing Fees	18,556,036	20,282,000	10,141,000	9,223,827	(917,173)	(9.0%)
Terminal Rental & Other Fees	20,390,399	20,690,000	10,345,000	10,182,592	(162,408)	(1.6%)
<b>TOTAL AIRLINE REVENUE</b>	<b>38,946,435</b>	<b>40,972,000</b>	<b>20,486,000</b>	<b>19,406,419</b>	<b>(1,079,581)</b>	<b>(5.3%)</b>
<b>NON-AIRLINE REVENUE</b>						
Parking	27,854,382	26,422,000	13,211,000	14,349,297	1,138,297	8.6%
Other Concessions	16,435,686	16,267,000	8,133,500	8,430,774	297,274	3.7%
Other Rentals and Fees	6,658,686	6,367,000	3,183,500	3,239,574	56,074	1.8%
<b>TOTAL NON-AIRLINE REVENUE</b>	<b>50,948,754</b>	<b>49,056,000</b>	<b>24,528,000</b>	<b>26,019,645</b>	<b>1,491,645</b>	<b>6.1%</b>
<b>TOTAL OPERATING REVENUE</b>	<b>89,895,189</b>	<b>90,028,000</b>	<b>45,014,000</b>	<b>45,426,064</b>	<b>412,064</b>	<b>0.9%</b>
<b>OPERATING REQUIREMENTS</b>						
Fac Mgmt, Ops and Airport Security	33,344,798	35,997,486	17,998,745	17,451,095	547,650	3.0%
Airport Planning and Development	1,565,600	1,648,359	824,180	848,549	(24,369)	(3.0%)
Support Services	9,315,699	10,380,139	5,190,072	4,910,350	279,722	5.4%
Business Services	9,772,144	9,440,813	4,720,407	4,314,758	405,649	8.6%
<b>TOTAL OPERATING EXPENSES</b>	<b>53,998,241</b>	<b>57,466,797</b>	<b>28,733,404</b>	<b>27,524,752</b>	<b>1,208,652</b>	<b>4.2%</b>
<b>OTHER REQUIREMENTS</b>						
Workers' Compensation	333,827	329,622	164,811	164,808	3	0.0%
Citywide Administrative Support	1,697,020	1,563,714	781,857	781,857	0	0.0%
Communications & Technology Mgmt	1,465,059	1,201,393	600,697	600,696	1	0.0%
Accrued Payroll	91,467	55,800	27,900	27,900	0	0.0%
Additional Retirement Contribution	913,828	1,284,727	642,364	616,519	25,845	4.0%
Compensation Adjustment	21,613	22,425	11,213	8,437	2,776	24.8%
Wage Adjustment Market	0	98,914	49,457	0	49,457	100.0%
Liability Reserve	23,000	20,000	10,000	9,996	4	0.0%
Operating Reserve	627,561	291,000	145,500	235,798	(90,298)	(62.1%)
CTECC	57,161	141,930	70,965	70,965	0	0.0%
Trunked Radio Allocation	112,874	89,190	44,595	44,592	3	0.0%
<b>TOTAL OTHER REQUIREMENTS</b>	<b>5,343,410</b>	<b>5,098,715</b>	<b>2,549,359</b>	<b>2,561,568</b>	<b>(12,209)</b>	<b>(0.5%)</b>
<b>TOTAL OPERATING REQUIREMENTS</b>	<b>59,341,651</b>	<b>62,565,512</b>	<b>31,282,763</b>	<b>30,086,320</b>	<b>1,196,443</b>	<b>3.8%</b>
<b>OPERATING INCOME</b>	<b>30,553,538</b>	<b>27,462,488</b>	<b>13,731,237</b>	<b>15,339,744</b>	<b>1,608,507</b>	<b>11.7%</b>
<b>OPERATING MARGIN</b>	<b>33.99%</b>	<b>30.50%</b>	<b>30.50%</b>	<b>33.77%</b>	<b>3.27%</b>	

**CITY OF AUSTIN**  
**AUSTIN-BERGSTROM INTERNATIONAL AIRPORT**  
**Airport Operating Fund 5070**  
**Income Statement - For Internal Use Only**  
**Fiscal Year to Date for 6 Months ended March 31, 2012**

	Amended Budget	Budget Annualized 6 months	Year to Date w/ Encumb	Y-T-D Variance Fav (Unfav)	Y-T-D % Variance Fav (Unfav)
<b>REVENUE</b>					
<b>AIRLINE REVENUE</b>					
Landing Fees	20,282,000	10,141,000	9,223,827	(917,173)	(9.0%)
Terminal Rental & Other Fees	20,690,000	10,345,000	10,182,592	(162,408)	(1.6%)
<b>TOTAL AIRLINE REVENUE</b>	<b>40,972,000</b>	<b>20,486,000</b>	<b>19,406,419</b>	<b>(1,079,581)</b>	<b>(5.3%)</b>
<b>NON-AIRLINE REVENUE</b>					
Parking	26,422,000	13,211,000	14,349,297	1,138,297	8.6%
Other Concessions	16,267,000	8,133,500	8,430,774	297,274	3.7%
Other Rentals and Fees	6,367,000	3,183,500	3,239,574	56,074	1.8%
<b>TOTAL NON-AIRLINE REVENUE</b>	<b>49,056,000</b>	<b>24,528,000</b>	<b>26,019,645</b>	<b>1,491,645</b>	<b>6.1%</b>
Interest Income	236,000	118,000	50,007	(67,993)	(57.6%)
<b>TOTAL REVENUE</b>	<b>90,264,000</b>	<b>45,132,000</b>	<b>45,476,071</b>	<b>344,071</b>	<b>0.8%</b>
<b>OPERATING REQUIREMENTS</b>					
Fac Mgmt, Ops and Airport Security	35,997,486	17,998,745	17,451,095	547,650	3.0%
Airport Planning and Development	1,648,359	824,180	848,549	(24,369)	(3.0%)
Support Services	10,380,139	5,190,072	4,910,350	279,722	5.4%
Business Services	9,440,813	4,720,407	4,314,758	405,649	8.6%
<b>TOTAL OPERATING EXPENSES</b>	<b>57,466,797</b>	<b>28,733,404</b>	<b>27,524,752</b>	<b>1,208,652</b>	<b>4.2%</b>
<b>Debt Service</b>					
GO Debt Service Fund	30,053	15,027	15,026	1	0.0%
2003 Series Airport Revenue Bond DS	10,171,269	5,085,636	4,683,000	402,636	7.9%
2005 Variable rate Notes (Swap)	17,606,948	8,803,474	8,709,715	93,759	1.1%
2005 Variable rate Notes Fees	3,589,598	1,794,799	2,289,239	(494,440)	(27.5%)
\$28 Million Variable Rate Note	1,306,840	653,420	331,258	322,162	49.3%
PFC Debt Service Funding	(13,679,803)	(6,839,902)	(7,048,375)	208,473	(3.0%)
<b>TOTAL Net Debt Service</b>	<b>19,024,905</b>	<b>9,512,454</b>	<b>8,979,863</b>	<b>532,591</b>	<b>5.6%</b>
<b>OTHER REQUIREMENTS</b>					
Workers' Compensation	329,622	164,811	164,808	3	0.0%
Citywide Administrative Support	1,563,714	781,857	781,857	0	0.0%
Communications & Technology Mgmt	1,201,393	600,697	600,696	1	0.0%
Accrued Payroll	55,800	27,900	27,900	0	0.0%
Additional Retirement Contribution	1,284,727	642,364	616,519	25,845	4.0%
Compensation Adjustment	22,425	11,213	8,437	2,776	24.8%
Wage Adjustment Market	98,914	49,457	0	49,457	100.0%
Liability Reserve	20,000	10,000	9,996	4	0.0%
Operating Reserve	291,000	145,500	235,798	(90,298)	(62.1%)
CTECC	141,930	70,965	70,965	0	0.0%
Trunked Radio Allocation	89,190	44,595	44,592	3	0.0%
<b>TOTAL OTHER REQUIREMENTS</b>	<b>5,098,715</b>	<b>2,549,359</b>	<b>2,561,568</b>	<b>(12,209)</b>	<b>(0.5%)</b>
<b>TOTAL REQUIREMENTS</b>	<b>81,590,417</b>	<b>40,795,217</b>	<b>39,066,183</b>	<b>1,729,034</b>	<b>4.2%</b>
<b>EXCESS (DEFICIT) OF TOTAL AVAILABLE FUNDS OVER TOTAL REQUIREMENTS</b>	<b>8,673,583</b>	<b>4,336,783</b>	<b>6,409,888</b>	<b>2,073,105</b>	<b>47.8%</b>

CITY OF AUSTIN  
AUSTIN-BERGSTROM INTERNATIONAL AIRPORT  
FUND SUMMARY COMPARISON WITH PPE RECONCILIATION

	This month - This Year vs. Last Year					Fiscal YTD - This Year vs. Last Year				
	FY12 (Mar 12) vs FY11 (Mar 11)					FY12 (Oct 11 - Mar 12) vs FY11 (Oct 10 - Mar 11)				
	FY12 Mar-12	FY11 Mar-11	Fav (Unfav) \$ Variance	Fav (Unfav) % Variance		FY12 YTD Mar-12	FY11 YTD Mar-11	Fav (Unfav) \$ Variance	Fav (Unfav) % Variance	
<b>Airline Revenue</b>										
Landing Fees	1,635,988	1,565,776	70,212	4.5%		9,223,827	9,053,884	169,943	1.9%	
Terminal Rental & Other Fees	1,696,651	1,684,984	11,667	0.7%		10,182,592	10,191,982	(9,390)	(0.1%)	
Total Airline Revenue	3,332,639	3,250,760	81,879	2.5%		19,406,419	19,245,866	160,553	0.8%	
<b>Non-Airline Revenue</b>										
Parking	2,467,766	2,202,042	265,724	12.1%		14,349,297	12,839,562	1,509,735	11.8%	
Food/Beverage & Retail	521,796	460,411	61,385	13.3%		2,776,905	2,591,500	185,405	7.2%	
Rental Car	959,112	921,453	37,659	4.1%		4,841,810	4,649,535	192,275	4.1%	
Advertising	126,007	45,834	80,173	174.9%		427,655	196,463	231,192	117.7%	
Ads Barter Revenue	3,383	2,285	1,098	56.8%		17,605	16,230	1,375	8.5%	
Other Concessions	59,730	70,135	(10,405)	(14.8%)		366,799	374,477	(7,678)	(2.1%)	
Other Rentals and Fees	548,792	525,527	23,265	4.4%		3,239,574	3,183,035	56,539	1.8%	
Total Non-Airline Revenue	4,686,786	4,227,687	459,099	10.9%		26,019,645	23,850,802	2,168,843	9.1%	
Interest Income	4,179	23,947	(19,768)	(32.5%)		50,007	118,256	(68,249)	(57.7%)	
Total Operating Revenue	8,023,604	7,502,394	521,210	6.9%		45,476,071	43,214,924	2,261,147	5.2%	
<b>Operating Requirements</b>										
Fac Mgmt, Ops and Airport Security	3,559,788	2,620,807	(938,981)	(35.8%)		17,451,095	16,231,603 *	(1,219,492)	(7.5%)	
Airport Planning and Development	184,553	166,980	(17,573)	(10.5%)		848,549	796,514 *	(52,035)	(6.5%)	
Support Services	950,185	985,246	35,061	3.6%		4,910,350	4,580,418 *	(329,932)	(7.2%)	
Business Services	722,487	680,820	(41,667)	(6.1%)		4,314,758	4,293,794 *	(20,964)	(0.5%)	
Total Operating Expense	5,417,013	4,453,853	(963,160)	(21.6%)		27,524,752	25,902,329 *	(1,622,423)	(6.3%)	
<b>Debt Service</b>										
GO Debt Service Fund	2,504	0	(2,504)	N/A		15,026	15,050	24	0.2%	
2003 Series Airport Revenue Bond DS	915,000	378,000	(537,000)	(142.1%)		4,683,000	2,261,000	(2,422,000)	(107.1%)	
2005 Variable rate Notes (Swap)	1,353,458	1,873,075	519,617	27.7%		8,709,715	11,224,853	2,515,138	22.4%	
2005 Variable rate Notes Fees	1,105,656	0	(1,105,656)	N/A		2,289,239	922,886	(1,366,353)	(148.1%)	
\$28 Million Variable Rate Note	87,626	6,498	(81,128)	(1248.5%)		331,258	36,892	(294,366)	(797.9%)	
PFC Debt Service Funding	(1,498,625)	(1,001,766)	496,859	49.6%		(7,048,375)	(6,407,006)	641,369	10.0%	
Total Debt Service	1,965,619	1,255,807	(709,812)	(56.5%)		8,979,863	8,053,675	(926,188)	(11.5%)	
<b>Other Requirements</b>										
Workers' Compensation	27,468	27,819	351	1.3%		164,808	166,913	2,105	1.3%	
Citywide Administrative Support	130,310	141,418	11,108	7.9%		781,857	848,510	66,653	7.9%	
Communications & Technology Mgmt	100,116	122,088	21,972	18.0%		600,696	732,531	131,835	18.0%	
Accrued Payroll	4,650	8,667	4,017	46.3%		27,900	52,000	24,100	46.3%	
Additional Retirement Contribution	142,433	68,392	(74,041)	(108.3%)		616,519	439,163	(177,356)	(40.4%)	
Compensation Adjustment	473	1,836	1,363	74.2%		8,437	5,754	(2,683)	(46.6%)	
Operating Reserve	235,798	213,397	(22,401)	(10.5%)		235,798	213,397	(22,401)	(10.5%)	
CTECC	11,827	4,763	(7,064)	(148.3%)		70,965	28,583	(42,382)	(148.3%)	
Trunked Radio Allocation	7,432	9,406	1,974	21.0%		44,592	56,438	11,846	21.0%	
Liability Reserve	1,666	1,917	251	13.1%		9,996	11,498	1,502	13.1%	
Total Other Requirements	662,173	599,703	(62,470)	(10.4%)		2,561,568	2,554,787	(6,781)	(0.3%)	
<b>Total Requirements</b>	8,044,805	6,309,363	(1,735,442)	(27.5%)		39,066,183	36,510,791	(2,555,392)	(7.0%)	
<b>SURPLUS (DEFICIT) OF TOTAL AVAILABLE FUNDS OVER TOTAL REQUIREMENTS</b>	\$ (21,201)	\$ 1,193,031	\$ (1,214,232)	(101.8%)		\$ 6,409,888	\$ 6,704,133	\$ (294,245)	(4.4%)	

\* FY2011 YTD Operating Requirements are restated to show the same number of pay periods as FY2012

**CITY OF AUSTIN**  
**AUSTIN-BERGSTROM INTERNATIONAL AIRPORT**  
**Non-Airline Revenue Detail**

This month - This Year vs. Last Year  
FY12 (Mar 12) vs FY11 (Mar 11)

Fiscal YTD - This Year vs. Last Year  
FY12 (Oct 11 - Mar 12) vs FY11 (Oct 10 - Mar 11)

	March 2012	March 2011	Fav (Unfav) Variance	Fav (Unfav) %	YTD FY12	YTD FY11	Fav (Unfav) Variance	Fav (Unfav) %
<b>PARKING REVENUES</b>								
Parking	2,382,440	2,130,965	251,475	11.80%	13,805,464	12,349,216	1,456,248	11.79%
Off Airport Parking	85,326	71,077	14,249	20.05%	543,833	490,346	53,487	10.91%
<b>TOTAL PARKING REVENUES</b>	<b>2,467,766</b>	<b>2,202,042</b>	<b>265,724</b>	<b>12.07%</b>	<b>14,349,297</b>	<b>12,839,562</b>	<b>1,509,735</b>	<b>11.76%</b>
<b>OTHER CONCESSIONS</b>								
Rental Cars	959,112	921,453	37,659	4.09%	4,841,810	4,649,535	192,275	4.14%
Food and Beverage	301,304	263,986	37,318	14.14%	1,621,673	1,500,078	121,595	8.11%
Advertising	126,007	45,834	80,173	174.92%	427,655	196,463	231,192	117.68%
Telephone	32,006	38,249	(6,243)	(16.32%)	191,576	187,120	4,456	2.38%
News and Gift	220,492	196,425	24,067	12.25%	1,155,232	1,091,422	63,810	5.85%
Ads Barter Revenue	3,583	2,285	1,298	56.81%	17,605	16,230	1,375	8.47%
Airline Catering	8,800	14,658	(5,858)	(39.96%)	64,105	81,296	(17,191)	(21.15%)
Vending Commissions	18,448	16,956	1,492	8.80%	108,794	104,355	4,439	4.25%
Miscellaneous	476	272	204	75.00%	2,324	1,706	618	36.23%
<b>TOTAL OTHER CONCESSIONS</b>	<b>1,670,228</b>	<b>1,500,118</b>	<b>170,110</b>	<b>11.34%</b>	<b>8,430,774</b>	<b>7,828,205</b>	<b>602,569</b>	<b>7.70%</b>
<b>OTHER RENTALS &amp; FEES</b>								
Building-FBOs	44,115	42,785	1,330	3.11%	254,271	249,364	4,907	1.97%
Building - Other	103,675	103,588	87	0.08%	699,092	643,969	55,123	8.56%
Ground Rent	72,152	65,220	6,932	10.63%	432,524	421,426	11,098	2.63%
Telephone - STS	35,079	36,322	(1,243)	(3.42%)	218,909	210,353	8,556	4.07%
Building Maintenance Reimbursements	15,325	15,324	1	0.01%	63,160	63,159	1	0.00%
Facility Services Reimbursements	4,076	4,372	(296)	(6.77%)	25,391	24,749	642	2.59%
Hotel	43,592	37,436	6,156	16.44%	242,051	226,867	15,184	6.69%
G TSA Shuttle Permits	1,753	400	1,353	338.25%	27,751	12,030	15,721	130.68%
Taxi-Cab	36,180	25,452	10,728	42.15%	131,033	121,782	9,251	7.60%
Cargo Facilities	17,732	16,996	736	4.33%	106,395	101,975	4,420	4.33%
Fuel Flowage	51,834	52,506	(672)	(1.28%)	283,478	297,838	(14,360)	(4.82%)
Fuel Facility Fees	62,305	62,218	87	0.14%	374,563	373,313	1,350	0.36%
Cargo Ramp Use Fee	36,327	36,244	83	0.23%	220,208	218,208	2,000	0.92%
Other	14,943	15,834	(891)	(5.63%)	101,686	146,787	(45,101)	(30.73%)
Cash Over/Short	753	608	145	23.85%	5,010	4,457	553	12.41%
Property Sales	0	1,375	(1,375)	(100.00%)	0	17,186	(17,186)	(100.00%)
GSEM User Fee	3,177	3,177	0	0.00%	19,062	19,062	0	0.00%
Airport ID Badges, Fingerprints, Keys	5,774	5,670	104	1.83%	34,890	30,510	4,380	14.36%
<b>TOTAL OTHER RENTALS &amp; FEES</b>	<b>548,792</b>	<b>525,527</b>	<b>23,265</b>	<b>4.43%</b>	<b>3,239,574</b>	<b>3,183,035</b>	<b>56,539</b>	<b>1.78%</b>
<b>TOTAL NON-AIRLINE REVENUE</b>	<b>4,686,786</b>	<b>4,227,687</b>	<b>459,099</b>	<b>10.86%</b>	<b>26,019,645</b>	<b>23,850,802</b>	<b>2,168,843</b>	<b>9.09%</b>
<b>ACTUAL % OF TOTAL REVENUE</b>	<b>58.4%</b>	<b>56.4%</b>	<b>2.0</b>	<b>3.55%</b>	<b>57.2%</b>	<b>55.2%</b>	<b>2.0</b>	<b>3.62%</b>
<b>TARGET %</b>	<b>60.0%</b>				<b>60.0%</b>			

CITY OF AUSTIN  
AUSTIN-BERGSTROM INTERNATIONAL AIRPORT  
NON-AIRLINE REVENUE ACTUALS

	This month - This Year vs. Last Year				Fiscal YTD - This Year vs. Last Year			
	FY12 (Mar 12) vs FY11 (Mar 11)				FY12 (Oct 11 - Mar 12) vs FY11 (Oct 10 - Mar 11)			
	FY12 Mar-12	FY11 Mar-11	Fav (Unfav) \$ Variance	Fav (Unfav) % Variance	FY12 YTD Mar-12	FY11 YTD Mar-11	Fav (Unfav) \$ Variance	Fav (Unfav) % Variance
<u>Non-Airline Revenue</u>								
<b>OTHER CONCESSIONS</b>								
Rental Cars	817,002	992,780	(175,778)	(17.7%)	4,682,894	4,776,502	(93,608)	(2.0%)
Food and Beverage	254,883	291,673	(36,790)	(12.6%)	1,557,980	1,506,521	51,459	3.4%
News and Gift	156,441	229,106	(72,665)	(31.7%)	1,089,448	1,128,059	(38,611)	(3.4%)
<b>TOTAL</b>	<b>1,228,326</b>	<b>1,513,559</b>	<b>(285,233)</b>	<b>(18.8%)</b>	<b>7,330,322</b>	<b>7,411,082</b>	<b>(80,760)</b>	<b>(1.1%)</b>

CITY OF AUSTIN  
AUSTIN-BERGSTROM INTERNATIONAL AIRPORT  
ADVERTISING CONTRACT ANALYSIS

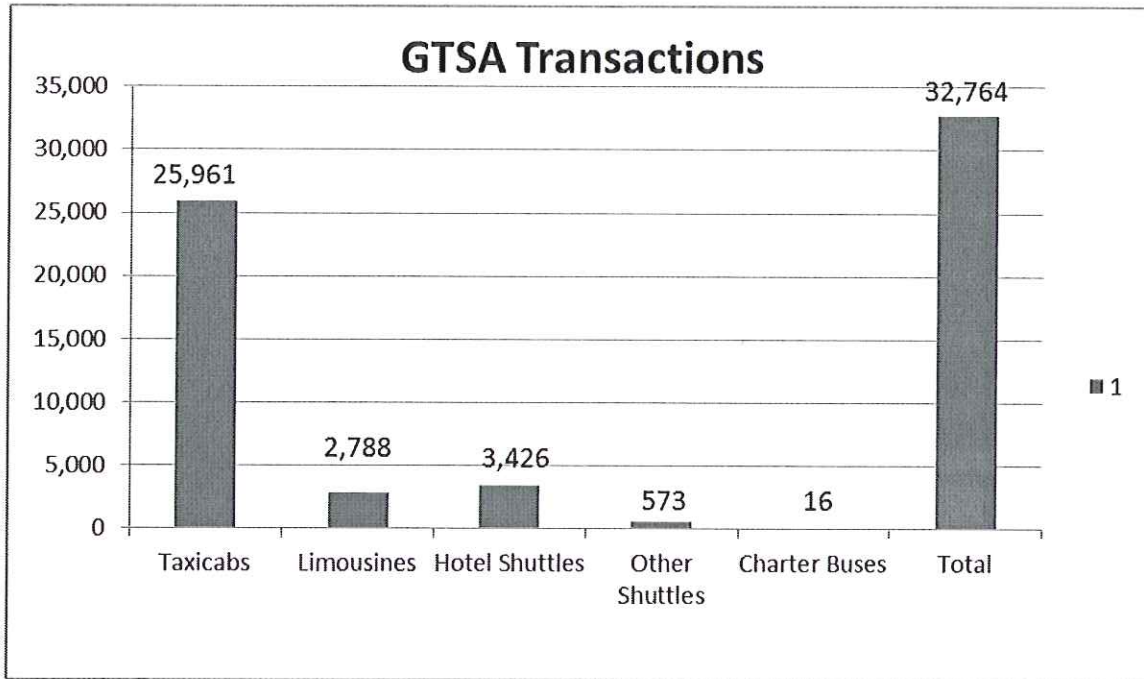
Advertising	This month - This Year vs. Last Year				Fiscal YTD - This Year vs. Last Year			
	FY12 (Mar 12) vs FY11 (Mar 11)				FY12 (Oct 11 - Mar 12) vs FY11 (Oct 10 - Mar 11)			
	FY12 Mar-12	FY11 Mar-11	Fav (Unfav) \$ Variance	Fav (Unfav) % Variance	FY12 YTD Mar-12	FY11 YTD Mar-11	Fav (Unfav) \$ Variance	Fav (Unfav) % Variance
Hotel	2,221	2,173	48	2.2%	13,136	19,780	(6,644)	(33.6%)
Cab	793	642	151	23.5%	4,657	2,603	2,054	78.9%
Others:								
Static Display	60,257	29,542	30,715	104.0%	246,720	138,166	108,554	78.6%
Tech Display	62,735	51,593	11,142	21.6%	161,627	63,329	98,298	155.2%
MAG	0	0	0	N/A	1,514	0	1,514	N/A
Others Subtotal:	122,992	81,135	41,857	51.6%	409,861	201,495	208,366	103.4%
<b>TOTAL</b>	<b>126,006</b>	<b>83,950</b>	<b>42,056</b>	<b>50.1%</b>	<b>427,654</b>	<b>223,878</b>	<b>203,776</b>	<b>91.0%</b>

**AUSTIN-BERGSTROM INTERNATIONAL AIRPORT  
ENPLANEMENTS  
FY 2012 VS. FY 2011**

	<u>FY 2012</u>	<u>FY 2011</u>	<u>Month over Month Change</u> <u>%</u>	<u>YTD Change</u> <u>%</u>
October	393,343	381,906	2.99%	2.99%
November	379,810	372,492	1.96%	2.49%
December	383,096	377,283	1.54%	2.17%
January	326,181	320,267	1.85%	2.10%
February	327,914	303,871	7.91%	3.11%
March	409,926	399,305	2.66%	3.02%
April	-	362,683		
May	-	413,069		
June	-	418,307		
July	-	425,683		
August	-	386,879		
September	-	362,896		
	<u>2,220,270</u>	<u>4,524,641</u>		

<u>YTD Mar-12</u>	<u>YTD Mar-11</u>	<u>Inc/(Dec)</u>	<u>% Inc/(Dec)</u>
2,220,270	2,155,124	65,146	3.02%

GROUND TRANSPORTATION TRANSACTIONS  
APRIL 2012



YEAR TO YEAR COMPARISON			
SERVICE CATEGORY	APRIL 2012	APRIL 2011	% Increase/(decrease)
TAXICAB	25,961	27,785	(6.6%)
LIMOUSINE	2,788	2,002	39.3%
HOTEL SHUTTLE	3,426	2,987	14.7%
OTHER SHUTTLE	573	402	42.5%
CHARTER BUS	16	14	14.3%
OVERALL TOTAL	32,764	33,190	(1.3%)

## AGENDA



## Recommendation for Council Action (Purchasing)

Austin City Council	Item ID:	15415	Agenda Number	<ITEM_OUTLINE>
---------------------	----------	-------	---------------	----------------

Meeting Date: May 24, 2012

Department: Purchasing

## Subject

Authorize award and execution of a 6-month service agreement with FORTBRAND SERVICES, INC., for portable preconditioned aircraft air conditioning and heating unit rental services for the Aviation Department in an amount not to exceed \$65,000.

## Amount and Source of Funding

Funding in the amount of \$21,667 is available in the Fiscal Year 2011-2012 Operating Budget of the Aviation Department. Funding for the remaining thirty-two months of the original contract and extension options is contingent upon available funding in future budgets.

## Fiscal Note

A fiscal note is not required.

Purchasing Language: Lowest bid received.

Prior Council Action:

For More Information: Brenda Helgren, Sr. Buyer, 974-9141

Boards and Commission Action: To be reviewed by the Austin Airport Advisory Commission May 8, 2012.

MBE / WBE: This contract will be awarded in compliance with Chapter 2-9C of the City Code (Minority-Owned and Women-Owned Business Enterprise Procurement Program). No subcontracting opportunities were identified; therefore, no goals were established for this solicitation.

Related Items:

## Additional Backup Information

This contract is for a six month rental of portable preconditioned aircraft air conditioning and heating units in order to continue cooling the jet bridges and docked aircraft until the new units are purchased and installed. The existing PC Aire units (24 total) have reached their useful life and experiencing more frequent failures that take in excess of 4 to 8 hours to resolve. The rentals will allow us to continue to provide great customer service by providing cooling for the docked aircraft while we are making the necessary repairs. Currently there are no alternative methods of providing cooling to the docked aircraft when a unit is taken out of service.

MBE/WBE solicited: 8/6

MBE/WBE response: 0/0

**BID TABULATION**

IFB BKH0143

PORTABLE PRECONDITIONED AIRCRAFT AIR CONDITIONING & HEATING UNIT RENTAL  
(4 Line Items)

<b><u>Vendor</u></b>	<b><u>Total Price for Six Month Period</u></b>
Fortbrand Services, Inc. Plainview, NY	\$65,000
Airport Technical Services Mansfield, TX	\$127,560
Polygon San Antonio, TX	\$155,628
*Portable Rental Solutions, Inc. Hewitt, TX	

\*Vendor deemed non-responsive for changing the bid sheet

A completed bid tabulation is on file in the Purchasing Office and on the City of Austin, FASD Purchasing website.

- Adequate competition.
- One hundred and thirty notices were sent, including 8 MBE and 6 WBE firms listed under this service. Four bids were received, with no response from the MBE/WBEs.
- This is the first purchase of its type; therefore, there is no pricing history available.

**APPROVAL JUSTIFICATION**

- Lowest bid.
- The Purchasing Office concurs with the Aviation Department recommended award.
- Advertised in the Austin American Statesman and on the Internet.

## A G E N D A



## Recommendation for Council Action (Purchasing)

Austin City Council	Item ID:	15402	Agenda Number	<ITEM_OUTLINE>
Meeting Date:	May 24, 2012			
Department:	Purchasing			
Subject				
<p>Authorize award and execution of a 36-month requirements supply contract with WENZEL, WENZEL, &amp; ASSOCIATES, for the purchase of rollup traffic signs in an estimated amount not to exceed \$420,000, with three 12-month extension options in an estimated amount not to exceed \$140,000 per extension option, for a total estimated contract amount not to exceed \$840,000.</p>				
Amount and Source of Funding				
<p>Funding in the amount of \$46,667 is available in the Fiscal Year 2011-2012 Operating Budget of the Public Works, Aviation, and Watershed Departments. Funding for the remaining thirty-two months of the original contract and extension options is contingent upon available funding in future budgets.</p>				
Fiscal Note				
A fiscal note is not required.				
Purchasing Language:	Lowest bid received.			
Prior Council Action:				
For More Information:	Brenda Helgren, Sr. Buyer/974-9141			
Boards and Commission Action:	To be review by the Austin Airport Advisory Commission May 12, 2012.			
MBE / WBE:	This contract will be awarded in compliance with Chapter 2-9D of the City Code (Minority-Owned and Women-Owned Business Enterprise Procurement Program). No subcontracting opportunities were identified; therefore, no goals were established for this solicitation.			
Related Items:				
Additional Backup Information				
<p>This contract will provide roll-up traffic signs in various sizes and various types of barricades to be used by the Public Works, Aviation, and Watershed Protection Departments</p> <p>These signs are needed to properly establish traffic control and warning around City of Austin work zones for the safety of the public and workers for Public Works and Aviation. For Watershed Protection, in the case of simple and standard traffic control set-ups, the devices are used for concrete and pipe installation projects, open waterway and erosion control projects and pond maintenance requiring when the work to be performed is in or near right-of ways. The devices are also needed on-hand during storm events to close flooded roads and low water crossings. All of these traffic control setups</p>				

provide the required protection to meet City standards and optimize public safety.

MBE/WBE solicited: 1/1

MBE/WBE response: 0/0

**BID TABULATION**

IFB BKH0132

Roll-Up Traffic Signs, Stands, & Accessories  
(50 Line Items)

<b><u>Vendor</u></b>	<b><u>Estimated Annual Price for 12-Month Period</u></b>
Wenzel, Wenzel, & Assoc. San Marcos, TX	\$70,227
Safelane Traffic Supply Wimberley, TX	\$71,900
Pathmark Traffic Products San Marcos, TX	\$72,336
John M. Warren, Inc. Mobile, AL	\$73,312
BKW Environmental Pasadena, TX	\$81,103
Safety Zone Specialists Lakeland, FL	\$83,254

A completed bid tabulation is on file in the Purchasing Office and on the City of Austin, FASD Purchasing website.

- a. Adequate competition.
- b. Eighty-one notices were sent, including 1 MBE and 1 WBE firms listed for this commodity. Six bids were received, with no response from the MBE/WBEs.
- c. This is the first purchase of its type; therefore, there is no pricing history available

**APPROVAL JUSTIFICATION**

- a. Lowest bid.
- b. The Purchasing Office concurs with the Public Works, Aviation, and Watershed Departments recommended award.
- c. Advertised in the Austin American Statesman and on the Internet.

## A G E N D A



## Recommendation for Council Action

Austin City Council	Item ID	15313	Agenda Number	<ITEM_OUTLINE>
---------------------	---------	-------	---------------	----------------

Meeting Date:	5/24/2012	Department:	Aviation
---------------	-----------	-------------	----------

## Subject

Authorize negotiation and execution of revenue producing agreements with rental car companies to operate rental car concessions at a consolidated rental car facility at Austin-Bergstrom International Airport.

## Amount and Source of Funding

This is a revenue generating agreement.

## Fiscal Note

There is no unanticipated fiscal impact. A fiscal note is not required.

## Purchasing Language:

Prior Council Action:	<p>August 21, 1997 - Council approved the award of revenue producing agreements to Avis Rent A Car, Advantage Rent A Car, Alamo Rent A Car, Budget Rent A Car, Dollar Rent A Car, National Rent A Car, and The Hertz Corporation to conduct rental car concessions at Austin-Bergstrom International Airport ("ABIA" or "Airport").</p> <p>August 26, 1999 - Council approved negotiation and execution of a revenue producing agreement with Enterprise Rent-A-Car Company of Texas ("Enterprise") to operate a rental car concession at ABIA.</p> <p>March 11, 2010 - Council approved the negotiation and execution of an initial reimbursement agreement with rental car companies holding concession agreements at ABIA for professional services to perform a study to determine the feasibility of a new rental car facility and parking garage at the Airport in an amount not to exceed \$454,000.</p> <p>July 29, 2010 - Council approved the negotiation and execution of a second reimbursable agreement with rental car companies holding concession agreements at ABIA for professional services to perform design, planning, and related services for a new rental car facility and parking garage at the Airport in an amount not to exceed \$7,000,000.</p>
-----------------------	--

For More Information: Stephanie Tucker, Airport Properties Manager, 530-7507.

Boards and Commission Action: To be reviewed by the Austin Airport Advisory Commission on May 8, 2012.

MBE / WBE: This contract will be awarded in compliance with 49 CFR Part 23 of the City's ACDBE Procurement Program (Airport Concession Disadvantaged Business Enterprise Procurement Program).

Related Items:

## Additional Backup Information

Since ABIA opened in 1999, rental car customer service counters and staff offices are situated inside the Airport terminal. Approximately 1,200 rental car ready return and staging spaces are located on the 3rd level of the Airport parking garage. The first two levels of the garage are used for public parking. Due to increasing passenger traffic, Airport officials and the rental car companies doing business at ABIA ("RACs") have been discussing ways to address the need for additional public parking and rental car company space. As a result, in November 2011, the Department of Aviation ("City") and the RACs signed a letter of intent for the planning, design, construction, financing, and operation of a multi-level public parking garage and consolidated rental car facility ("CONRAC") at the Airport. The CONRAC is planned to be built on the surface parking Lot A located immediately behind the existing parking garage. The City will use the ground level for public parking while the RACs will occupy the upper levels of the facility.

Currently, the following rental car companies hold concession agreements at ABIA: The Hertz Corporation, Avis Rent A Car System, LLC, EAN Holdings, LLC dba Enterprise Rent-A-Car, Vanguard Car Rental USA, LLC dba Alamo/National

Budget Rent A Car System, Inc., Simply Wheelz, LLC dba Advantage Rent A Car, Clearwater Transportation, Inc. dba Thrifty Car Rental, Clearwater Transportation, Inc. dba Dollar Rent A Car, and Texas Rent A Car, LLC dba Ace Rent A Car. A new concession agreement needs to be negotiated with the RACs in order to operate their rental car concessions in the new CONRAC facility. The concession agreement will have a term of ten (10) years with two additional five (5) year renewal periods. The concession agreements will become effective on the date of beneficial occupancy of the CONRAC facility. The Department of Aviation will ensure local companies have the opportunity to bid to operate in the new CONRAC facility.

Airport concessions are subject to the federal Airport Concession Disadvantage Business Enterprise ("ACDBE") regulations (49 CFR Part 23), and the federally approved City of Austin ACDBE plan ("City ACDBE Plan"). The RACs have submitted to the City an ACDBE Compliance Plan ("Compliance Plan") concerning the ACDBE firms that will participate in this concession. All rental car companies doing business at ABIA shall comply with 49 CFR Part 23, the City ACDBE Plan, and their respective Compliance Plans.

# AGENDA



## Recommendation for Council Action

Austin City Council	Item ID	15312	Agenda Number	<ITEM_OUTLINE>
---------------------	---------	-------	---------------	----------------

Meeting Date:	5/24/2012	Department:	Aviation
---------------	-----------	-------------	----------

### Subject

Authorize negotiation and execution of a master lease with Austin CONRAC, LLC to construct, maintain, and operate the CONRAC facility for the operation of rental car concessions at Austin-Bergstrom International Airport.

### Amount and Source of Funding

This is a revenue generating agreement.

### Fiscal Note

There is no unanticipated fiscal impact. A fiscal note is not required.

### Purchasing Language:

### Prior Council Action:

March 11, 2010 - Council approved the negotiation and execution of an initial reimbursement agreement with rental car companies holding concession agreements at Austin-Bergstrom International Airport ("ABIA" or "Airport") for professional services to perform a study to determine the feasibility of a new rental car facility and parking garage at the Airport in an amount not to exceed \$454,000.

July 29, 2010 - Council approved the negotiation and execution of a second reimbursable agreement with rental car companies holding concession agreements at ABIA for professional services to perform design, planning, and related services for a new rental car facility and parking garage at the Airport in an amount not to exceed \$7,000,000.

### For More Information:

Stephanie Tucker, Airport Properties Manager, 530-7507.

### Boards and Commission Action:

To be reviewed by the Austin Airport Advisory Commission on May 8, 2012.

### MBE / WBE:

This contract will be awarded in compliance with the Third Party Resolution No. 20120112-058 and requirements of Chapter 2-9(A-B) of the City Code (Minority-Owned and Women-Owned Business Enterprise Procurement Program).

### Related Items:

### Additional Backup Information

Since ABIA opened in 1999, rental car customer service counters and staff offices are situated inside the Airport terminal. Approximately 1,200 rental car ready return and staging spaces are located on the 3rd level of the Airport parking garage. The first two levels of the garage are used for public parking. Due to increasing passenger traffic, Airport officials and the rental car companies doing business at ABIA ("RACs") have been discussing ways to address the need for additional public parking and rental car company space. As a result, in November 2011, the Department of Aviation and the RACs signed a letter of intent for the planning, design, construction, financing, and operation of a multi-level public parking garage and consolidated rental car facility ("CONRAC") at the Airport. The CONRAC is planned to be built on the surface parking Lot A located immediately behind the existing parking garage. The City will use the ground level for public parking while the RACs will occupy the upper levels of the facility.

The capital costs of the proposed CONRAC facility are anticipated to be financed from the net proceeds of bonds having a thirty (30) year term to be issued by the City. The bonds will be secured by and payable solely from Customer Facility Charges collected by the RACs and, if needed, contingent rent paid by the RACs. Upon Council approval, the City will apply and make the proceeds of the bonds available for the purpose of financing, constructing, and developing the CONRAC facility. It is anticipated that construction of the CONRAC facility shall start in March 2013 and the date of beneficial occupancy is planned for March 2015. Title to and ownership of the CONRAC facility and improvements shall vest in the City as such CONRAC facility and improvements are constructed.

Austin CONRAC, LLC ("Austin CONRAC") is a single purpose entity which is wholly managed by the RACs to assist with the planning, design, construction, and operation of the CONRAC facility. The City will enter into a master lease agreement with Austin CONRAC to lease the ground on which the CONRAC facility will be built and for its use by the RACs for their rental car concessions. The lease will not exceed a thirty (30) year term. The base rent for the CONRAC facility shall be \$1.45 per square foot per year to be applied to an area consisting of 620,689 square feet resulting in an annual base rent of \$900,000.00 to the City. The base rent will be adjusted at 5 year intervals throughout the term of the master lease.

Each RAC will be required to enter into a concession agreement with the Department of Aviation as well as into a sublease agreement with Austin CONRAC. The sublease agreement with Austin CONRAC will lease office space, counter and customer service areas, ready/return parking stalls, vehicle staging spaces, storage facilities, and QTAs in the CONRAC facility. The Department of Aviation will ensure local companies have the opportunity to bid to operate and lease in the new CONRAC facility.

Austin CONRAC submitted its M/WBE Compliance Plan for the design phase and was approved by the City. Austin CONRAC will comply fully with the City's M/WBE procurement program for third party contracts related to the construction of the CONRAC facility including active public outreach programs to identify and solicit M/WBE subcontractors.