



**AUSTIN AIRPORT ADVISORY COMMISSION
MINUTES**

**REGULAR MEETING
TUESDAY, MAY 8, 2012**

The Austin Airport Advisory Commission convened in a regular meeting on Tuesday, May 8, 2012 at 2716 Spirit of Texas Drive, in Room 160 in Austin, Texas.

Chair Dale Murphy called the meeting to order at 5:03 p.m.

Commission Members in Attendance:

Dale Murphy, Chair
James Kelsey

Steven Hart, Vice Chair
Ernest Saulmon

D'Ann Johnson, Secretary
Rose Marie Klee

Commission Members Absent:

George Farris

Staff in Attendance:

Shane Harbinson
Yolanda Tovar
Kellye Mireles
Robert Hengst
Susana Gonzalez
Joe Medici
Stephanie Tucker

Others Present:

Chris Coons, RW Armstrong

1. CITIZENS COMMUNICATIONS: GENERAL

None.

2. APPROVAL OF MINUTES

The minutes from the meeting of April 10, 2012 were approved on Rose Marie Klee's motion, Ernest Saulmon's second on a 6-0 vote. Commission Member George Farris was absent.

3. STAFF BRIEFING, REPORTS AND PRESENTATIONS

- a) Planning & Engineering Capital Improvement Project Status Report Presentation was presented by Shane Harbinson, Assistant Director, Aviation Department. Shane Harbinson hit on several highlights from Planning & Engineering projects. ARFF building is close to 15 years old and needs repairs. The estimated budget is \$453,000. We did not receive the grant for the airfield security fence improvements so we are accessing the fence line to determine what needs to be replaced. The terminal east infill project will hopefully have the design team on board by December of this year. Formula One support is a project in which we are trying to identify areas that we can support the formula one event. We got a call today for international charters – which will include a couple of 767's charters carrying 250 plus passengers. We will start meeting with the customs director and the consultant on how to handle these passengers through customs. Drainage Master Plan is scheduled to go to Planning Commission Codes and Ordinances on May 15. The full planning commission is anticipated on May 22nd and then go to council in June. The cooling tower repairs are at 95% submittal review. CONRAC facility is in design and trying to identify the parking use of the existing third floor of the existing garage. Terminal Joint improvement has been submitted for JOC pricing. Terminal HVAC project has been awarded to Barr Company. Final Wildlife hazard assessment report was submitted to the FAA on April 11, 2012. Terminal Improvements and repairs – 95% of documents were received and are under review. Presidential Blvd pavement rehab will include restriping and ground pavement signage. Delivery of the ARFF Vehicle is scheduled for December. Noise mitigation program is still focusing on the mobile home park. Remain over night apron – phase 2 – paving is complete and the removal has begun on the temporary fence which will enable the airport to handle an additional 13 large aircraft. The Ascend tenant mediation is scheduled for July. There are also several tenant modifications that are being done in the airport.
- b) Finance & Operations Reports Presentation was presented by Yolanda Tovar, Financial Manager, Aviation Department. The 2012 March passengers total increased 3% when compared to March 2011. The YTD total passengers for this fiscal year, from October 2011 through March 2012, increased 3% when compared to the same period in FY2011. The operating Income statement shows the operating profit of the department, taking out the debt service and the interest earned. This reports shows for the first 6 months a profit of \$ 15.3 million or 33.77 % of operating margin. This percent represents the profit compared to the total revenue. The Income statement shows ABIA net profit, after deducting the debt service and adding the interest income, in an amount of \$ 6.4 million. This is the net profit for the first 6 months. You can also see that the airline revenue is 5% lower than the budget and the airline revenue is 6% higher than the budget. The operating expenses for this period of Oct – March shows a 4% savings or 1.2 million lower than the budget. The fund summary comparison reports, shows a 9% increase on the YTD non-airline revenue when compared to the same period last year. The expenses are at 6% higher than last year. Also, the net profit is 300 K lower than last year. The non-airline revenue detail report is part of the fund summary comparison but with more details and it shows the different categories of the non-airline revenue. The number of enplaned passengers for March is 2.66% higher than last year and with a YTD increase of 3%. The 2013 Operating budget will be presented next month.

- c) GTSA Transactions Report Presentation was presented by Shane Harbinson, Assistant Director, Aviation Department. Shane Harbinson discussed the GTSA Transactions for April 2012. See below for a year-to-year comparison.

YEAR TO YEAR COMPARISON			
SERVICE CATEGORY	APRIL 2012	APRIL 2011	% Increase/(decrease)
TAXICAB	25,961	27,785	(6.6%)
LIMOUSINE	2,788	2,002	39.3%
HOTEL SHUTTLE	3,426	2,987	14.7%
OTHER SHUTTLE	573	402	42.5%
CHARTER BUS	16	14	14.3%
OVERALL TOTAL	32,764	33,190	(1.3%)

4. ABIA Action Items

- a) Authorize award and execution of a 6-month service agreement with **FORTBRAND SERVICES, INC.**, for portable preconditioned aircraft air conditioning and heating unit rental services for the Aviation Department in an amount not to exceed \$65,000.

The motion authorizing action item 4a was approved on Secretary D'Ann Johnson's motion, Vice Chair Steven Hart's second on a 6-0 vote. Commission Member George Farris was absent.

- b) Authorize award and execution of a 36-month requirements supply contract with **WENZEL, WENZEL, & ASSOCIATES**, for the purchase of rollup traffic signs in an estimated amount not to exceed \$420,000, with three 12-month extension options in an estimated amount not to exceed \$140,000 per extension option, for a total estimated contract amount not to exceed \$840,000.

The motion authorizing action item 4b was approved on Vice Chair Steven Hart's motion, Commission Member James Kelsey's second on a 6-0 vote. Commission Member George Farris was absent.

- c) Authorize negotiation and execution of revenue producing agreements with rental car companies to operate rental car concessions at a consolidated rental car facility at Austin-Bergstrom International Airport.

The motion authorizing action item 4c was approved on Vice Chair Steven Hart's motion, Commission Member James Kelsey's second on a 6-0 vote. Commission Member George Farris was absent.

- d) Authorize negotiation and execution of a master lease with Austin **CONRAC, LLC** to construct, maintain, and operate the CONRAC facility for the operation of rental car concessions at Austin-Bergstrom International Airport.

The motion authorizing action item 4d was approved on Vice Chair Steven Hart's motion, Commission Member Ernest Saulmon's second on a 6-0 vote. Commission Member George Farris was absent.

5. NEW BUSINESS

- a) CONRAC Project Update. Nothing new to add.
- b) Open Discussion on Taxi operations at the airport. We have not heard back from the health department to get diabetes and blood pressure screenings for the taxi drivers.
- c) Set Commission goals for 2012-2013. Shane Harbinson, Assistant Director, Aviation Department explained that in the past - commission members met with their council members twice a year to discuss what is going on with the airport. Commission members would tour the airport get familiar with all the components of the airport so when there is an action item you will know what division it impacts. Shane also discussed that there is a transportation research board that is called an airport cooperative research program (ACRP); and there is an ACRP that provides familiarization for part time airport policy makers and geared towards boards and commissions. Shane will email a link to everyone on the board. Additionally, the board set their goals with meeting twice a year with their council member, and takes a tour of the airport if they haven't in the past three years, visit the information booth, bring up topics at meeting on what they would like to learn about the airport and have 6 subject meetings throughout the year.

Commission Member James Kelsey left the meeting at 6:05 pm.

- d) Status update on VOR checkpoint. We outreached to the FAA tech ops and they will be testing the signal strength and report back to us.

6. OLD BUSINESS (updates)

- a) Status of action items upon which the Commission has made a recommendation to Council. *(Please note the progress of the following items)*

Authorize execution of a construction contract with **RODRIGUEZ BARR, INC. DBA THE BARR COMPANY, AIA**, Austin, TX for ABIA Campus Signage Improvements in the amount of \$1,556,910.10 plus a \$155,691 contingency, for a total contract amount not to exceed \$1,712,601.10. *[Item went before City Council on April 5, 2012 and passed.]*

Authorize negotiation and execution of an amendment to the professional services agreement with **CDM SMITH, INC.** (formerly Camp Dresser & McKee, Inc.), Austin, TX for engineering services for the Austin-Bergstrom International Airport (ABIA) Stormwater Drainage Master Plan Update project in the amount of \$115,000, for a total contract amount not to exceed \$615,000. *[Item went before City Council on April 12, 2012 and passed.]*

Authorize execution of a construction contract with **MID-STATE PLUMBING, INC.**, (WBE/FW 45.2%), for ABIA Information Systems Building Fire Protection Improvements in the amount of \$498,000 plus a \$49,800 contingency, for a total contract amount not to exceed \$547,800. *[Item went before City Council on April 26, 2012 and passed.]*

Authorize award and execution of a contract with **OSHKOSH CORPORATION** to provide an aircraft rescue and fire fighting vehicle in an amount not to exceed \$711,320. *[Item went before City Council on April 26, 2012 and passed.]*

Authorize execution of a construction contract with the **BARR CO.**, for the ABIA Terminal HVAC Improvements in the amount of \$1,169,518 plus an \$116,952 contingency, for a total contract amount not to exceed \$1,286,470. *[Item went before City Council on April 26, 2012 and passed.]*

Authorize award and execution of a 60-month requirements contract to provide passenger boarding bridge maintenance support and repair parts in an estimated amount not to exceed \$1,000,000; and authorize award and execution of a contract for the purchase and installation of 24 loading bridge preconditioned air units in an estimated amount not to exceed \$1,825,367, with **JBT AEROTECH/JETWAYS SYSTEMS** for the Aviation Department, for a total estimated amount not to exceed \$2,825,367. JBT AeroTech/Jetway Systems is the sole source provider for these products. *[Item went before City Council on April 26, 2012 and passed.]*

Authorize award, negotiation, and execution of 12-month requirements service contract with **SECURITY DESIGN, INC. dba EO INTEGRATED SYSTEMS, INC.** for airport security system software and hardware maintenance, support services, and training at the Austin-Bergstrom International Airport in an estimated amount not to exceed \$105,000, with three 12-month extension options in an estimated amount not to exceed \$109,000, \$113,200, and \$118,000 respectively, for a total estimated contract amount not to exceed \$445,200. *[Item went before City Council on April 26, 2012 and passed.]*

- b) Properties Lease Agreements – no major changes.
- b) General Aviation - Ascend Mitigation; Jet Black submitted layout plans

7. FUTURE AGENDA ITEMS

- a) Part 139 inspection results
- b) FAA Title 6 Audit

c) Budget Update / Operating Budget

8. ADJOURNMENT

Motion to adjourn the meeting was made by Commission Member Ernest Saulmon, Vice Chair Steven Hart's second on a 5-0 vote. Meeting was adjourned at 6:22 p.m.

Date of next meeting: June 12, 2012

AVIATION PROJECTS STATUS REPORT

Monday, June 04, 2012

1 - Preliminary

Project Name: ABIA Parking Operations Improvements

DOA PM: Janice White PWD PM: Robert Pirtle Estimate: \$1,290,000

FDU Number: 4910-8107-3186 Sub-project ID: 6001.070 ABIA Number: L3186

Project Status: Assignment Request Form was turned into CMD for assignment to consultant. RS&H assigned and is developing proposal.

Project Name: ARFF Building Roof Leak Repairs/Replacement

DOA PM: Dale Thompson PWD PM: Robin Camp Estimate: \$453,000

FDU Number: 4910-8107-3211 Sub-project ID: 6000.060 ABIA Number: P3211

Project Status: Project assigned to Dale Thompson.

Project Name: Terminal East Infill Project

DOA PM: Robert Mercado PWD PM: Burton Jones Estimate: \$2,600,000

FDU Number: 4910-8107-3215 Sub-project ID: 5415.065 ABIA Number: T3215

Project Status: Design Criteria Manual (DCM) completed on April 5. RFQ for Design-Builder for the Project issued on April 30. Responses due June 12, 2012.

Project Name: Ground Support Equipment Electrification

DOA PM: Carrie Stefanelli PWD PM: Estimate: \$500,000

FDU Number: 4910-8107-3218 Sub-project ID: 5415.067 ABIA Number: T3218

Project Status: Project Manager has been assigned. There may be an opportunity for grant assistance in purchasing electric equipment. Early planning ongoing.

2 - Design/Study

Project Name: Drainage Master Plan

DOA PM: Joe Medici PWD PM: Robert Pirtle Estimate: \$750,000
 FDU Number: 4910-8107-3139 Sub-project ID: 5702.007 ABIA Number: M3139
 Project Status: Presentation to Planning Commission was postponed from May 22nd to June 12th due to exceptionally full PC agenda on May 22nd. RCA drafted for City Council June 28th.

Project Name: Cooling Tower Repairs

DOA PM: Robert Mercado PWD PM: Estimate: \$370,000
 FDU Number: 4910-8107-3143 Sub-project ID: 6001.063 ABIA Number: P3143
 Project Status: Update adjustments to 2010 PER scope of work recommendations will now be made due to the passage of time (and water). RL MEP Engineer Encotech has been hired to scope and develop JOC package. 100% Submittal received 5/16/2012; JOC to be hired for Winter 2012-13 work.

Project Name: Environmental Management System

DOA PM: Kane Carpenter PWD PM: Estimate: \$600,000
 FDU Number: 4910-8107-3151 Sub-project ID: 5702.008 ABIA Number: M3151
 Project Status: Scope of work has been defined and RS&H is developing a proposal.

Project Name: ABIA Parking Garage and Rental Car Facility (CONRAC)

DOA PM: Janice White PWD PM: Robert Pirtle Estimate: \$2,000,000
 FDU Number: 4910-8107-3162 Sub-project ID: 6001.006 ABIA Number: L3162
 Project Status: Project schedule established through November 2012. Resource allocation plan updated. Project has officially moved into Phase 1 Design Phase. Permitting meetings continuing to be held. AIPP RFQ review meeting 6/4/12, 130 submissions received. CONRAC meetings held May 24th with D/B, Developer, RACs and ABIA. Additional Owner programming information submitted to team. D/B team schematic design submitted May 25th and is in review. Review meetings to be held June 7th. Lease and concession agreements negotiations ongoing. Finance team ongoing. PGAL/Ricondo to provide additional services to study parking plazas and make recommendations for new revenue control system. Currently collecting data.

Project Name: IS Building 7355 Emergency Power Improvements

DOA PM: Ben Avila PWD PM: Burton Jones Estimate: \$1,200,000
 FDU Number: 4910-8107-3163 Sub-project ID: 6001.067 ABIA Number: P3163
 Project Status: Project is in PRELIM Phase. Plan to complete PER in JUN-2012 so can move into DESIGN Phase after added FDU funding has been obtained.

Project Name: Terminal Expansion Joint Improvements

DOA PM: Janice White PWD PM: Robin Camp Estimate: \$675,000
 FDU Number: 4910-8107-3167 Sub-project ID: 5415.049 ABIA Number: T3167
 Project Status: 90% review meetings held. Follow-up with review comment action items, meeting minutes and updated documents confirm comments have been picked up and additional info added to documents. Construction documents submitted for JOC assignment.

Project Name: Terminal Electrical System Reliability Improvements

DOA PM: Ben Avila PWD PM: Estimate: \$400,000
 FDU Number: 4910-8107-3168 Sub-project ID: 5415.050 ABIA Number: T3168
 Project Status: Project is in DESIGN Phase. Plan is for P&E staff to complete DESIGN work bid documents by JUL-2012 for COA JOC work proposal.

AVIATION PROJECTS STATUS REPORT

Monday, June 04, 2012

Project Name: Terminal HVAC Unit Access Improvements

DOA PM: Ben Avila PWD PM: Burton Jones Estimate: \$2,000,000
FDU Number: 4910-8107-3171 Sub-project ID: 5415.053 ABIA Number: T3171

Project Status: Project is in BID-AWARD Phase.
Bid opening was in FEB-2012.
RCA approved at 4-26-2012 Council meeting.
Barr co CONST contract set-up is in progress.
Bldg Permit process near completion.
TAS-ADA process in progress.
Expect to have Pre-Con Meeting in JUN-2012

Project Name: Terminal Area Spall Improvements

DOA PM: Robert Mercado PWD PM: Estimate: \$620,000
FDU Number: 4910-8107-3172 Sub-project ID: 5415.054 ABIA Number: T3172

Project Status: 100% Design Documents submitted to DoA. JOC contractor to be hired for the work. Holding until the onsite work can be scheduled among other projects in area.

Project Name: ABIA Terminal Fire Protection Improvements - Ph. 2

DOA PM: Richard Chaney PWD PM: Robert Pirtle Estimate: \$5,700,000
FDU Number: 4910-8107-3176 Sub-project ID: 5415.056 ABIA Number: T3176

Project Status: Revised NTE RW Armstrong proposal has been accepted. CMD to issue NTP so we may began the design phase. Schedule calls for design to be complete 2012 Dec.

Project Name: Wildlife Hazard Assessment - Grant 54

DOA PM: Joe Medici PWD PM: Jules Parrish Estimate: \$266,667
FDU Number: 4910-8107-3179 Sub-project ID: 6000.054 ABIA Number: M3179

Project Status: Final WHA Report submitted to the FAA on 4/11/12. No response from FAA on WHA at this point. Draft WHMP report received from consultant on May 16th. Report distributed to staff for review and comment. Comments due back June 15th.

Project Name: Terminal Improvements and Repairs - FY 2011

DOA PM: Robert Hengst PWD PM: Burton Jones Estimate: \$5,400,000
FDU Number: 4910-8107-3190 Sub-project ID: 5415.059 ABIA Number: T3190

Project Status: Consultant is finalizing drawings for bid.

Project Name: New Employee Parking Lot

DOA PM: Dale Thompson PWD PM: John Wepryk Estimate: \$10,000,000
FDU Number: 4910-8107-3195 Sub-project ID: 6001.074 ABIA Number: L3195

Project Status: Permit plan set submitted for completeness check on 2/22/12. A preliminary meeting with the permitting team was held on 2/27/12. Comments from permitting were received on 4/20/12. Project team is currently working on responses to permitting's comments.

Project Name: West Perimeter Road Rehabilitation

DOA PM: Robert Hengst PWD PM: None Estimate: \$200,000
FDU Number: 4910-8107-3198 Sub-project ID: 6000.057 ABIA Number: A3198

Project Status: Now on forth Supervisor from Street and Bridge. Another meeting to be held on or before June 12th with Fernando Ortegon, the new Superintendent, to show him what work we would like to accomplish. Scope of work has also been reduced to hit key areas with the money available.

AVIATION PROJECTS STATUS REPORT

Monday, June 04, 2012

Project Name: Airfield Security Fence Improvements

DOA PM: Chris Graham PWD PM: Estimate: \$346,000

FDU Number: 4910-8107-3212 Sub-project ID: 6000.061 ABIA Number: A3212

Project Status: We are working with purchasing to use the Austin Energy fencing contract, which save Aviation time and cost. Security would like us to provide protection of the fencing on the South side; we will work with the City and County on this issue.

Project Name: Bldg 6005 Improvements - Phase II (P&E)

DOA PM: Janice White PWD PM: Robert Pirtle Estimate: \$2,250,000

FDU Number: 4910-8107-3217 Sub-project ID: 6001.084 ABIA Number: L3217

Project Status: Design for LRC (Bldg 6010) HVAC is being done as a part of this project; construction will be with another FDU in FY2013. Phase 2 project meetings held every other week. LEED meetings and process is continuing. Building 6005 schematic design submitted and is in review.

Project Name: Formula One - Support

DOA PM: Joe Medici PWD PM: Estimate: \$100,000

FDU Number: 4910-8107-3225 Sub-project ID: 6501.029 ABIA Number: M3225

Project Status: Finalizing fee proposal for Formula One support consulting services. Amndt #1: Terminal holdroom modification to accommodate international arrivals at gate 3 (PM Mercado), Amndt #2: Tasks include curbside operational/traffic analysis and improvement recommendations; development of a special events operations manual. Additional scope has been suggested: south terminal improvements for international charter operations, and Security Checkpoint #4 design and construction to accommodate F1 passenger loads. Fee proposal forthcoming for additional scope items from consultant RW Armstrong.

Project Name: Terminal Directories

DOA PM: Janice White PWD PM: Robin Camp Estimate: \$400,000

FDU Number: 4910-8107-3226 Sub-project ID: 5415.069 ABIA Number: T3226

Project Status: Project not approved by CMD for JOC delivery method after pricing submitted. Additional construction documents underway for public bidding/procurement. Updated schedule established. Issue documents for bidding June 2012. City council approval August 2012. Construction start September 2012. Construction completion December 2012.

AVIATION PROJECTS STATUS REPORT

Monday, June 04, 2012

3 - Bid/Award

Project Name: IS Bldg 7355 Fire Protection Improvements

DOA PM: Robert Mercado PWD PM: Robert Pirtle Estimate: \$1,200,000

FDU Number: 4910-8107-3141 Sub-project ID: 6001.062 ABIA Number: P3141

Project Status: Bids were received on February 9. Awarded to Mid-State Plumbing for \$498,000. With 10% contingency, the contract amount to be \$547,800. Approved by City council on April 26. Notice to Proceed (NTP) issued on May 30 with official start date of June 11, 2012.

Project Name: Information Technology Master Plan

DOA PM: Robert Mercado PWD PM: Estimate: \$1,000,000

FDU Number: 4910-8107-3188 Sub-project ID: 6001.072 ABIA Number: M3188

Project Status: RFP issued in January. Responses to the RFP have been received and are being evaluated at this time. Evaluation team has selected the finalist out of 3 responses. Awaiting approval of City Council for award of contract.

Project Name: Terminal Job Order Contracting - Various

DOA PM: Robert Hengst PWD PM: Estimate: \$450,000

FDU Number: 4910-8107-3191 Sub-project ID: 5415.060 ABIA Number: T3191

Project Status: Security doors and gas piping construction complete.
Bulk Water Station - Project will be released for bids 6/11/2012.

Project Name: Presidential Boulevard Roadway Safety and Security Improvements - Grant 57

DOA PM: Robert Hengst PWD PM: Alison von Stein Estimate: \$4,650,000

FDU Number: 4910-8107-3196 Sub-project ID: 6001.075 ABIA Number: L3196

Project Status: Bids were received (\$3,692,542 low bid) and RCA is being prepared. DBE participation 17.1% (9.8% goal).

Project Name: IS Security System Upgrade Migration

DOA PM: Michelle Moheet PWD PM: Estimate: \$200,000

FDU Number: 4910-8107-3200 Sub-project ID: 6001.077 ABIA Number: P3200

Project Status: Solicitation initiated.

Project Name: IS Sec. Workstations & Archive Servers

DOA PM: Michelle Moheet PWD PM: Estimate: \$215,000

FDU Number: 4910-8107-3201 Sub-project ID: 6001.078 ABIA Number: P3201

Project Status: Solicitation initiated.

Project Name: Presidential Blvd Pavement Rehab and Resurfacing - Grant 57

DOA PM: Robert Hengst PWD PM: Larry Mendez Estimate: \$1,000,000

FDU Number: 4910-8107-3206 Sub-project ID: 6001.082 ABIA Number: L3206

Project Status: Deleted the Valet Building from Scope. Held new non-mandatory Pre Bid meeting. We had more contractors to show up.

AVIATION PROJECTS STATUS REPORT

Monday, June 04, 2012

4 - Construction/Execution

Project Name: Airside Demolition

DOA PM: Dale Thompson PWD PM: Darryl Haba Estimate: \$775,000

FDU Number: 4910-8107-3125 Sub-project ID: 6000.045 ABIA Number: A3125

Project Status: The demo of the former O' Club and the parachute shop is complete. Bldg 8145 remains to be demo'd, and that work will begin after the contractor completes some work on the Noise Mitigation property. Anticipate the contractor will be available in mid-June.

Project Name: Noise Mitigation Program Implementation - Grant 40

DOA PM: Melinda Ruby PWD PM: Estimate: \$5,100,000

FDU Number: 4910-8107-3132 Sub-project ID: 5696.001 ABIA Number: N3132

Project Status: Mobile Home Park: We have purchased those 16 mobile homes. Of the 16 acquired mobile homes, 4 are currently occupied and 12 are vacant. We are working with the occupants to find replacement housing. Of the 38 mobile homes in the park, 16 have been purchased. 22 mobile homes remain to be purchased. Demolition has been completed on 7 of the vacant homes. In addition to our ongoing efforts to assist the homeowners find replacement housing and address their other advisory services needs, we are also concentrating on property management issues. Some residents have been required to remove trash and discarded household items on their lots. Some residents are now on payment plans for past due rent. A lawsuit has been filed against the City by the former owners of the mobile home park, SH 71 Partners (Biggar). They are seeking nullification of the existing \$200,000 escrow agreement. The agreement was put in place in order to relocate existing owners/tenants of the mobile home park when relocation costs and related expenses are not reimbursable from existing governmental programs. Jet/ Patton Lane: The last remaining Jet Lane property has been demolished. PILOT PROGRAM FOR REDEVELOPMENT OF AIRPORT PROPERTIES The FAA has announced a pilot grant program for the redevelopment of Noise Mitigation property. Grants will be made available to 4 public-use airports. The purpose of the grant is to support joint planning, engineering, design, and environmental permitting of projects, including the assembly and redevelopment of property purchased with noise mitigation funds. Questions have been submitted to the FAA's Airports Acquisition Specialist in Washington D.C. in order to understand the provisions in the enactment. Final FAA procedures and guidance regarding this pilot program are due no later than February 2013. AUCTION We are planning to hold auctions on all unneeded noise properties after all appraisal reports are received.

Project Name: Noise Mitigation Program Implementation - Grant 44

DOA PM: Melinda Ruby PWD PM: Estimate: \$1,834,511

FDU Number: 4910-8107-3137 Sub-project ID: 5696.001 ABIA Number: N3137

Project Status: Refer to N3132 for Project Status.

Project Name: Airfield Lighting Control and Monitoring System - Grant 55

DOA PM: Dale Thompson PWD PM: Robin Camp Estimate: \$1,200,000

FDU Number: 4910-8107-3142 Sub-project ID: 6000.047 ABIA Number: A3142

Project Status: Contractor installed in-pavement Runway Guard Lights the week of May 21. Miscellaneous work in the vault to begin the week of May 29.

Project Name: General Aviation Apron Rehabilitation

DOA PM: Robert Hengst PWD PM: Craig Russell Estimate: \$650,000

FDU Number: 4910-8107-3147 Sub-project ID: 6000.050 ABIA Number: A3147

Project Status: Contractor has submitted the submittals for materials. GA Managers have ben advised of the NTP date. PIO has also been notified.

Project Name: Noise Mitigation Program Implementation - Grant 50

DOA PM: Melinda Ruby PWD PM: Estimate: \$5,887,907

FDU Number: 4910-8107-3150 Sub-project ID: 5696.001 ABIA Number: N3150

Project Status: Refer to N3132 for Project Status.

AVIATION PROJECTS STATUS REPORT

Monday, June 04, 2012

Project Name: Noise Mitigation Program Implementation - Grant 46

DOA PM: Melinda Ruby PWD PM: Estimate: \$1,952,418
FDU Number: 4910-8107-3154 Sub-project ID: 5696.001 ABIA Number: N3154
Project Status: Refer to N3132 for Project Status.

Project Name: Remain Over Night Apron, Phase 2 - Grants 49/55

DOA PM: Dale Thompson PWD PM: Robert Pirtle Estimate: \$9,000,000
FDU Number: 4910-8107-3156 Sub-project ID: 6000.051 ABIA Number: A3156
Project Status: Project is substantially complete and contractor has demobilized for the most part. Contractor to work on punchlist items, and continues to water the vegetation on a daily basis.

Project Name: Noise Mitigation Program Implementation - Grant 51

DOA PM: Melinda Ruby PWD PM: Estimate: \$2,575,000
FDU Number: 4910-8107-3157 Sub-project ID: 5696.001 ABIA Number: N3157
Project Status: Refer to N3132 for Project Status.

Project Name: ABIA Campus Signage Improvements Phase 2

DOA PM: Janice White PWD PM: Robin Camp Estimate: \$2,650,000
FDU Number: 4910-8107-3180 Sub-project ID: 6001.068 ABIA Number: L3180
Project Status: Precon meeting held. Weekly construction meetings are being held. Official construction NTP June 13th. Submittals are in progress. Contractor will begin onsite work in approx six weeks. Construction coordination ongoing. Positive ABIA response to the variable message display sign information submitted. VMD construction estimate \$550,000. VMD construction documents underway. Updated VMD schedule to be submitted.

Project Name: Noise Mitigation Program - Land Exchange

DOA PM: Melinda Ruby PWD PM: Estimate: \$31,100
FDU Number: 4910-8107-3183 Sub-project ID: 5696.001 ABIA Number: N3183
Project Status: Refer to N3132 for Project Status.

Project Name: Baggage System Servers

DOA PM: Robert Hengst PWD PM: Estimate: \$370,373
FDU Number: 4910-8107-3192 Sub-project ID: 5415.061 ABIA Number: T3192
Project Status: Final installation will occur in late June, two weeks later due to an internal issue with Siemens.

Project Name: IS Building 7355 Office Renovations

DOA PM: Ben Avila PWD PM: Burton Jones Estimate: \$297,080
FDU Number: 4910-8107-3197 Sub-project ID: 6001.076 ABIA Number: P3197
Project Status: Project is in POST-CONST Phase.
Final Acceptance expected in JUN-2012
Project is in CLOSE-OUT process.

Project Name: Terminal Carpet

DOA PM: Mike Robinson PWD PM: Estimate: \$142,000
FDU Number: 4910-8107-3204 Sub-project ID: 6001.081 ABIA Number: P3204
Project Status: Replacement is under way for completion of gates 20-25.

AVIATION PROJECTS STATUS REPORT

Monday, June 04, 2012

Project Name: ARFF Vehicle - 3000 Gallon - Grant 56

DOA PM: Shane Harbinson PWD PM: Estimate: \$1,300,000
FDU Number: 4910-8107-3210 Sub-project ID: 6501.028 ABIA Number: P3210
Project Status: Purchase was approved by Council on 4/26, with manufacture NTP scheduled for June.

Project Name: Passenger Boarding Bridges Air Units

DOA PM: Mike Robinson PWD PM: Estimate: \$1,830,000
FDU Number: 4910-8107-3224 Sub-project ID: 6000.062 ABIA Number: A3224
Project Status: Purchase was approved at 4/26 Council meeting. Purchasing and planning ongoing.

TENANT PROJECTS STATUS REPORT

Monday, June 04, 2012

1 - Preliminary

Project Name: Ascend Hangar Facility Development

Project Sponsor/Client: Ascend

DOA PM: Richard Chaney

ABIA Number: F5001.01

Sub-project ID:

Estimate: \$0

Project Status: Tenant has requested mediation to resolve issues.

TENANT PROJECTS STATUS REPORT

Monday, June 04, 2012

2 - Design

Project Name: DNC Annie's Café

Project Sponsor/Client: DNC

DOA PM: Richard Chaney

ABIA Number: F4005.26

Sub-project ID:

Estimate: \$400,000

Project Status: Working with consultant to complete drawings needed for permitting.
100% design submittal received, ET approval received on 30Mar2012

Project Name: WN Airlines Ticket Counter Modifications 2012

Project Sponsor/Client: Southwest Airlines

DOA PM: Richard Chaney

ABIA Number: F1015.06

Sub-project ID:

Estimate: \$0

Project Status: Concept approved by executive team. Design phase in progress. WN schedule very aggressive, they would like to complete the training room by 05-May, and the ticket counters by 15-May.

TENANT PROJECTS STATUS REPORT

Monday, June 04, 2012

3 - Bid/Award

Project Name: UA/CO GSE Relocation

Project Sponsor/Client: United Airlines

DOA PM: Richard Chaney

ABIA Number: F1018.20

Sub-project ID:

Estimate: \$0

Project Status: No update from airline.
COA Permitting

TENANT PROJECTS STATUS REPORT

Monday, June 04, 2012

4 - Construction/Execution

Project Name: ACE Signage

Project Sponsor/Client: ACE

DOA PM: Richard Chaney

ABIA Number: F8001.02

Sub-project ID:

Estimate: \$0

Project Status: N/C

Project Name: Advantage RAC Parking Garage Kiosk Installation

Project Sponsor/Client: Advantage/Hertz

DOA PM: Richard Chaney

ABIA Number: F8002.02

Sub-project ID:

Estimate: \$8,000

Project Status: Working to issue NTP, tentative date first part of May.

Project Name: Alamo/National SSK Replacement

Project Sponsor/Client:

DOA PM: Richard Chaney

ABIA Number: F8003.04

Sub-project ID:

Estimate: \$0

Project Status: Coordinating installation

Project Name: Armed Forces Reserve Center & Vehicle Maintenance Facility

Project Sponsor/Client: AFRC VMF

DOA PM: Richard Chaney

ABIA Number: F6005.02

Sub-project ID:

Estimate: \$41,500,000

Project Status: Project continues moving forward without any major issues. Building structures erected.

Project Name: DNC Austin Java & Austin Chronicle Refurbishment 2011

Project Sponsor/Client: DNC

DOA PM: Richard Chaney

ABIA Number: F4005.29

Sub-project ID:

Estimate: \$225,000

Project Status: Construction in progress, no issues.

Project Name: DNC BookPeople Refurbishment 2011

Project Sponsor/Client: DNC

DOA PM: Richard Chaney

ABIA Number: F4005.28

Sub-project ID:

Estimate: \$150,000

Project Status: Construction under way, no issues. Completion towards end of May. Temp sales area set up out in front of venue.

Project Name: DNC Security Camera & Entry keypad @ office 1300

Project Sponsor/Client: DNC

DOA PM: Richard Chaney

ABIA Number: F4005.30

Sub-project ID:

Estimate: \$4,000

Project Status: Construction in progress

Project Name: HDS RNA/NGSI Austin Article

Project Sponsor/Client: HDS RNA/NGSI

DOA PM: Richard Chaney

ABIA Number: F4008.08

Sub-project ID:

Estimate: \$50,000

Project Status: Construction NTP issued 26Apr2012

TENANT PROJECTS STATUS REPORT

Monday, June 04, 2012

Project Name: HDS RNA/NGSI Virgin/Ruta Maya Coffee

Project Sponsor/Client: HDS RNA/NGSI

DOA PM: Richard Chaney

ABIA Number: F4008.07

Sub-project ID:

Estimate: \$300,000

Project Status: Permitting almost complete, tentative start May 2012.

Project Name: Hertz Service Counter Improvements & Back Wall Signage

Project Sponsor/Client:

DOA PM: Richard Chaney

ABIA Number: F8009.03

Sub-project ID:

Estimate: \$0

Project Status: coordinating installation

Project Name: Hertz Service Counter Improvements-CSR Kiosks

Project Sponsor/Client:

DOA PM: Richard Chaney

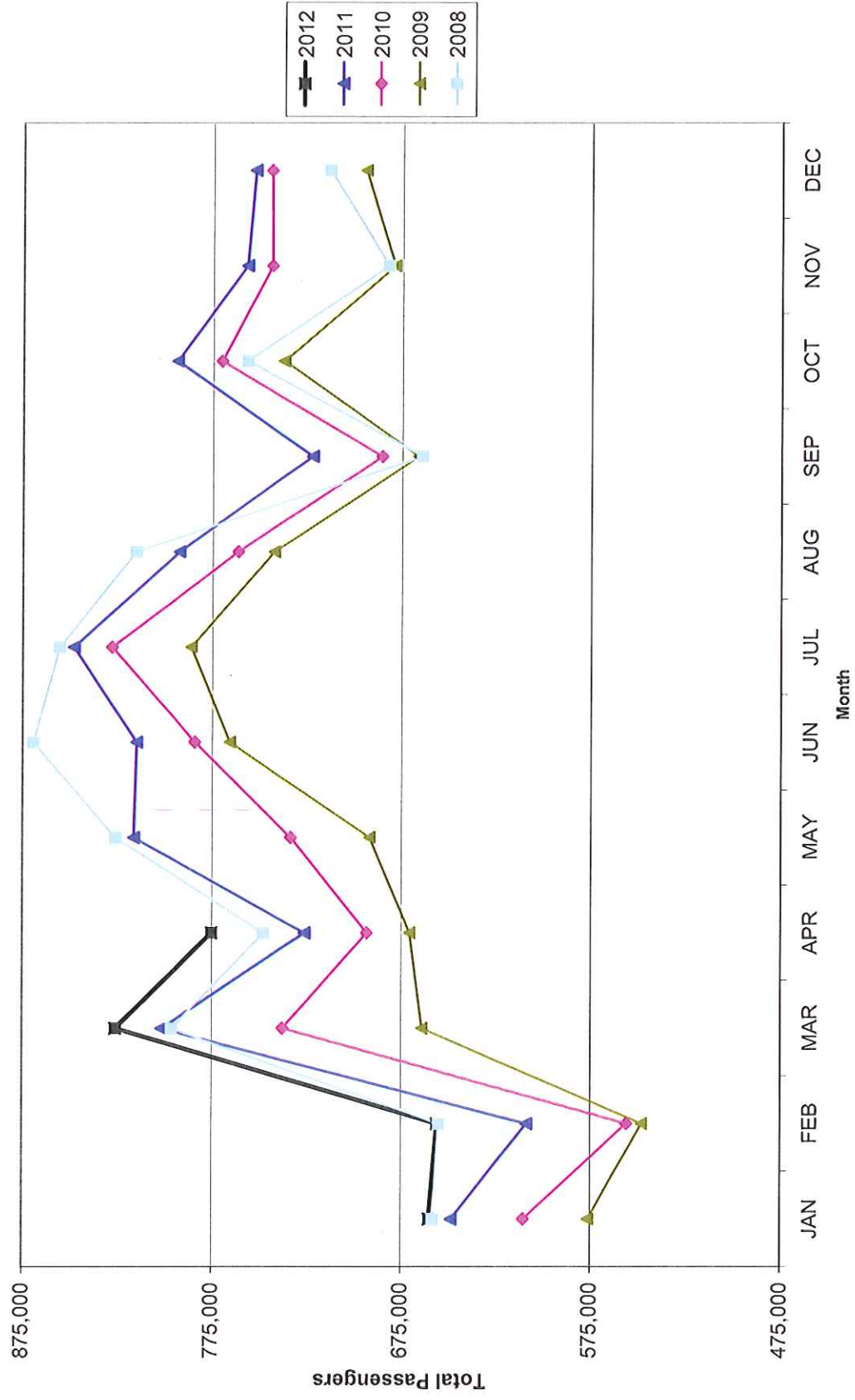
ABIA Number: F8009.04

Sub-project ID:

Estimate: \$0

Project Status: Coordinating installation

AUSTIN PASSENGER TRAFFIC
Calendar Year 2012 vs 2011



Austin-Bergstrom International Airport

Aviation Activity Report

Calendar Year 2012 vs 2011

	04/2012	04/2011	Percent Change	01/2012 - 04/2012	01/2011 - 04/2011	Percent Change
<u>Passenger Activity</u>						
Domestic Enplaned Revenue	382,862	352,016	8.76	1,419,802	1,348,674	5.27
Domestic Deplaned Revenue	374,359	352,587	6.17	1,427,058	1,361,568	4.81
International Enplaned Revenue	0	228	-100.00	0	544	-100.00
International Deplaned Revenue	0	404	-100.00	0	865	-100.00
Domestic Enplaned Non-Revenue	9,459	10,437	-9.37	36,540	36,893	-0.96
Domestic Deplaned Non-Revenue	8,683	10,113	-14.14	33,366	35,378	-5.69
International Enplaned Non-Revenue	0	2	-100.00	0	15	-100.00
International Deplaned Non-Revenue	0	2	-100.00	0	3	-100.00
South Terminal-Intl Enplaned Revenue	0	0	0.00	0	0	0.00
South Terminal-Intl Deplaned Revenue	0	0	0.00	0	0	0.00
South Terminal-Intl Enplaned Non-Revenue	0	0	0.00	0	0	0.00
South Terminal-Intl Deplaned Non-Revenue	0	0	0.00	0	0	0.00
Passenger Totals	775,363	725,789	6.83	2,916,766	2,783,940	4.77

CURRENT PASSENGER RECORD = 869,308

RECORD SET = JUNE 2008

Aircraft Operations

Air Carrier	8,072	7,948	1.56	31,365	31,126	0.77
Commuter & Air Taxi	1,411	1,674	-15.71	5,213	6,184	-15.70
Military	464	653	-28.94	1,921	2,531	-24.10
General Aviation						
Itinerant	4,560	5,195	-12.22	16,243	18,932	-14.20
Local	134	273	-50.92	638	1,106	-42.31
Total G.A.	4,694	5,468	-14.16	16,881	20,038	-15.76
Total Operations	14,641	15,743	-7.00	55,380	59,879	-7.51

Austin-Bergstrom International Airport

Aviation Activity Report

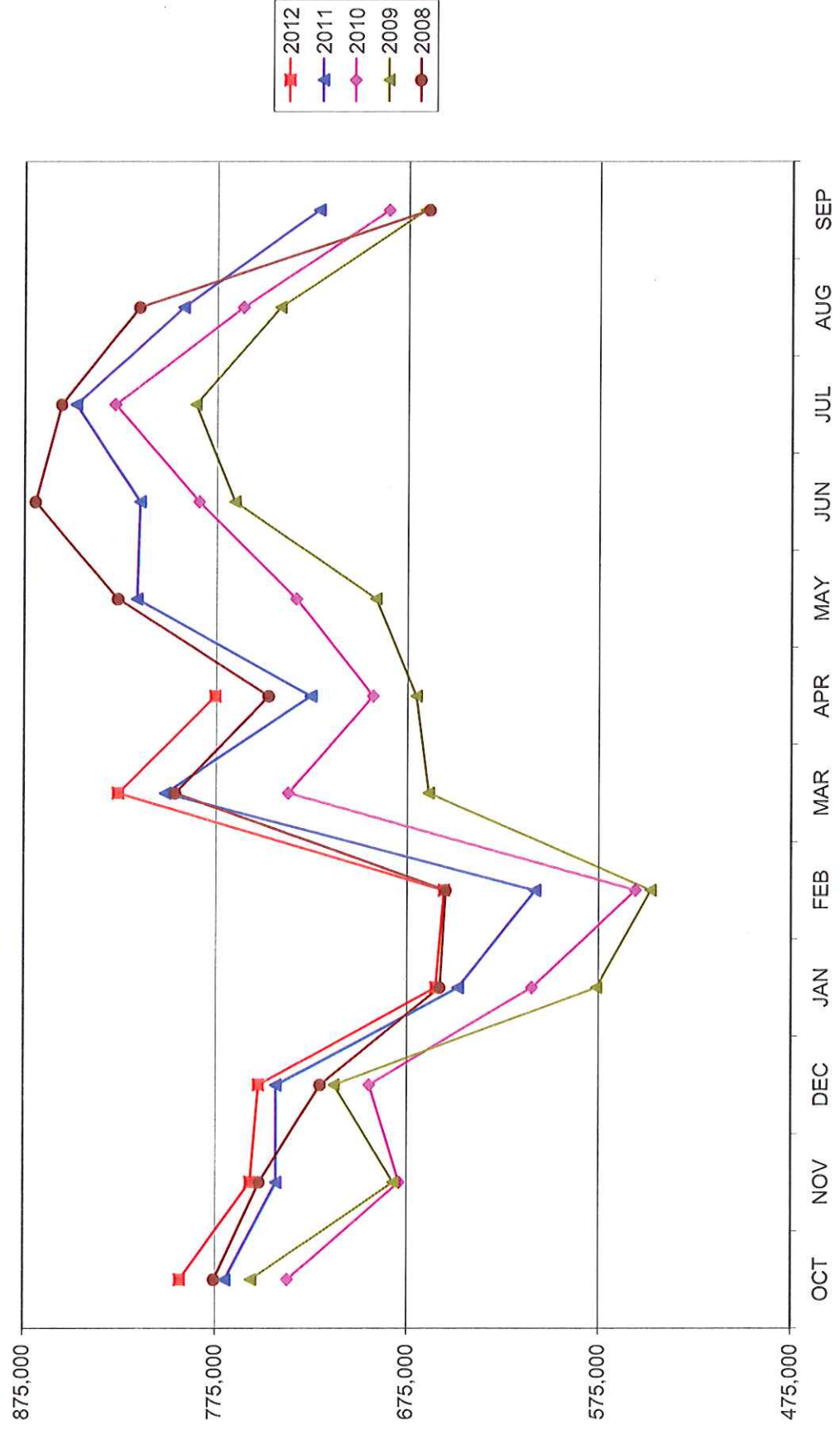
Calendar Year 2012 vs 2011

	04/2012	04/2011	Percent Change	01/2012 - 04/2012	01/2011 - 04/2011	Percent Change
<u>Cargo Activity</u>						
Mail						
Domestic Enplaned Mail	58,231	112,696	-48.33	283,108	635,175	-55.43
Domestic Deplaned Mail	142,416	319,489	-55.42	609,892	1,212,254	-49.69
International Enplaned Mail	0	0	0.00	0	0	0.00
International Deplaned Mail	0	0	0.00	0	0	0.00
South Terminal-Intl Enplaned Mail	0	0	0.00	0	0	0.00
South Terminal-Intl Deplaned Mail	0	0	0.00	0	0	0.00
Mail Totals	200,647	432,185	-53.57	893,000	1,847,429	-51.66
Cargo						
Domestic Enplaned Cargo	4,822,391	5,471,903	-11.87	20,157,240	20,793,585	-3.06
Domestic Deplaned Cargo	5,570,066	5,530,884	0.71	22,618,521	20,929,893	8.07
International Enplaned Cargo	246,574	468,759	-47.40	1,549,205	1,400,998	10.58
International Deplaned Cargo	329,614	379,887	-13.23	1,335,235	1,460,300	-8.56
South Terminal-Intl Enplaned Cargo	0	0	0.00	0	0	0.00
South Terminal-Intl Deplaned Cargo	0	0	0.00	0	0	0.00
Cargo Totals	10,968,645	11,851,433	-7.45	45,660,201	44,584,776	2.41
Belly Freight						
Domestic Enplaned Belly Freight	465,279	439,026	5.98	1,784,825	1,927,518	-7.40
Domestic Deplaned Belly Freight	453,801	553,573	-18.02	1,761,711	2,106,233	-16.36
International Enplaned Belly Freight	0	0	0.00	0	0	0.00
International Deplaned Belly Freight	0	0	0.00	0	0	0.00
South Terminal-Intl Enplaned Belly Frt	0	0	0.00	0	0	0.00
South Terminal-Intl Deplaned Belly Frt	0	0	0.00	0	0	0.00
Belly Freight Totals	919,080	992,599	-7.41	3,546,536	4,033,751	-12.08
Cargo Totals (Mail, Cargo, Belly Freight)	12,088,372	13,276,217	-8.95	50,099,737	50,465,956	-0.73

CURRENT CARGO RECORD = 40,215,518

RECORD SET = MARCH 2001

AUSTIN PASSENGER TRAFFIC Fiscal Year 2012 vs 2011



Austin-Bergstrom International Airport

Aviation Activity Report

Fiscal Year 2012 vs 2011

	04/2012	04/2011	Percent Change	10/2011 - 04/2012	10/2010 - 04/2011	Percent Change
<u>Passenger Activity</u>						
Domestic Enplaned Revenue	382,862	352,016	8.76	2,548,207	2,453,184	3.87
Domestic Deplaned Revenue	374,359	352,587	6.17	2,547,754	2,461,018	3.52
International Enplaned Revenue	0	228	-100.00	0	544	-100.00
International Deplaned Revenue	0	404	-100.00	173	865	-80.00
Domestic Enplaned Non-Revenue	9,459	10,437	-9.37	64,384	64,064	0.50
Domestic Deplaned Non-Revenue	8,683	10,113	-14.14	58,921	60,965	-3.35
International Enplaned Non-Revenue	0	2	-100.00	0	15	-100.00
International Deplaned Non-Revenue	0	2	-100.00	32	3	966.67
South Terminal-Intl Enplaned Revenue	0	0	0.00	0	0	0.00
South Terminal-Intl Deplaned Revenue	0	0	0.00	0	0	0.00
South Terminal-Intl Enplaned Non-Revenue	0	0	0.00	0	0	0.00
South Terminal-Intl Deplaned Non-Revenue	0	0	0.00	0	0	0.00
Passenger Totals	775,363	725,789	6.83	5,219,471	5,040,658	3.55

CURRENT PASSENGER RECORD = 869,308

RECORD SET = JUNE 2008

Aircraft Operations

Air Carrier	8,072	7,948	1.56	55,032	54,668	0.67
Commuter & Air Taxi	1,411	1,674	-15.71	9,606	11,152	-13.86
Military	464	653	-28.94	3,316	4,055	-18.22
General Aviation						
Itinerant	4,560	5,195	-12.22	28,357	34,152	-16.97
Local	134	273	-50.92	1,250	1,838	-31.99
Total G.A.	4,694	5,468	-14.16	29,607	35,990	-17.74
Total Operations	14,641	15,743	-7.00	97,561	105,865	-7.84

Austin-Bergstrom International Airport

Aviation Activity Report

Fiscal Year 2012 vs 2011

	04/2012	04/2011	Percent Change	10/2011 - 04/2012	10/2010 - 04/2011	Percent Change
<u>Cargo Activity</u>						
Mail						
Domestic Enplaned Mail	58,231	112,696	-48.33	507,450	1,241,410	-59.12
Domestic Deplaned Mail	142,416	319,489	-55.42	1,149,389	2,045,937	-43.82
International Enplaned Mail	0	0	0.00	0	0	0.00
International Deplaned Mail	0	0	0.00	0	0	0.00
South Terminal-Intl Enplaned Mail	0	0	0.00	0	0	0.00
South Terminal-Intl Deplaned Mail	0	0	0.00	0	0	0.00
Mail Totals	200,647	432,185	-53.57	1,656,839	3,287,347	-49.60
Cargo						
Domestic Enplaned Cargo	4,822,391	5,471,903	-11.87	36,075,232	36,326,627	-0.69
Domestic Deplaned Cargo	5,570,066	5,530,884	0.71	40,167,640	37,045,141	8.43
International Enplaned Cargo	246,574	468,759	-47.40	3,214,077	2,552,627	25.91
International Deplaned Cargo	329,614	379,887	-13.23	2,773,630	2,455,281	12.97
South Terminal-Intl Enplaned Cargo	0	0	0.00	0	0	0.00
South Terminal-Intl Deplaned Cargo	0	0	0.00	0	0	0.00
Cargo Totals	10,968,645	11,851,433	-7.45	82,230,579	78,379,676	4.91
Belly Freight						
Domestic Enplaned Belly Freight	465,279	439,026	5.98	3,196,447	3,580,354	-10.72
Domestic Deplaned Belly Freight	453,801	553,573	-18.02	2,996,246	3,571,973	-16.12
International Enplaned Belly Freight	0	0	0.00	0	0	0.00
International Deplaned Belly Freight	0	0	0.00	0	0	0.00
South Terminal-Intl Enplaned Belly Frt	0	0	0.00	0	0	0.00
South Terminal-Intl Deplaned Belly Frt	0	0	0.00	0	0	0.00
Belly Freight Totals	919,080	992,599	-7.41	6,192,693	7,152,327	-13.42
Cargo Totals (Mail, Cargo, Belly Freight)	12,088,372	13,276,217	-8.95	90,080,111	88,819,350	1.42

CURRENT CARGO RECORD = 40,215,518

RECORD SET = MARCH 2001

CITY OF AUSTIN
AUSTIN-BERGSTROM INTERNATIONAL AIRPORT
Airport Operating Fund 5070
Operating Income Statement - For Internal Use Only
Fiscal Year to Date for 7 Months ended April 30, 2012

	Close II - FYE 9/30/11 Actuals	FY2012 Amended Budget	Budget Annualized 7 months	FY2012 Year to Date w/ Encumb	Y-T-D Variance Fav (Unfav)	Y-T-D % Variance Fav (Unfav)
REVENUE						
AIRLINE REVENUE						
Landing Fees	18,556,036	20,282,000	11,831,167	10,801,709	(1,029,458)	(8.7%)
Terminal Rental & Other Fees	20,390,399	20,690,000	12,069,167	11,881,243	(187,924)	(1.6%)
TOTAL AIRLINE REVENUE	38,946,435	40,972,000	23,900,334	22,682,952	(1,217,382)	(5.1%)
NON-AIRLINE REVENUE						
Parking	27,854,382	26,422,000	15,412,833	16,674,611	1,261,778	8.2%
Other Concessions	16,435,686	16,267,000	9,489,083	10,423,736	934,653	9.8%
Other Rentals and Fees	6,658,686	6,367,000	3,714,083	3,782,674	68,591	1.8%
TOTAL NON-AIRLINE REVENUE	50,948,754	49,056,000	28,615,999	30,881,021	2,265,022	7.9%
TOTAL OPERATING REVENUE	89,895,189	90,028,000	52,516,333	53,563,973	1,047,640	2.0%
OPERATING REQUIREMENTS						
Fac Mgmt, Ops and Airport Security	33,344,798	35,997,486	20,997,333	20,084,372	912,961	4.3%
Airport Planning and Development	1,565,600	1,648,359	961,488	977,797	(16,309)	(1.7%)
Support Services	9,315,699	10,380,139	6,054,736	5,265,801	788,935	13.0%
Business Services	9,772,144	9,440,813	5,506,826	4,995,760	511,066	9.3%
TOTAL OPERATING EXPENSES	53,998,241	57,466,797	33,520,383	31,323,730	2,196,653	6.6%
OTHER REQUIREMENTS						
Workers' Compensation	333,827	329,622	192,269	192,276	(7)	(0.0%)
Citywide Administrative Support	1,697,020	1,563,714	912,114	912,167	(53)	(0.0%)
Communications & Technology Mgmt	1,465,059	1,201,393	700,773	700,812	(39)	(0.0%)
Accrued Payroll	91,467	55,800	32,548	32,550	(2)	(0.0%)
Additional Retirement Contribution	913,828	1,284,727	749,381	708,795	40,586	5.4%
Compensation Adjustment	21,613	22,425	13,081	10,094	2,987	22.8%
Wage Adjustment Market	0	98,914	57,697	0	57,697	100.0%
Liability Reserve	23,000	20,000	11,666	11,662	4	0.0%
Operating Reserve	627,561	291,000	169,740	0	169,740	100.0%
CTECC	57,161	141,930	82,788	82,793	(5)	(0.0%)
Trunked Radio Allocation	112,874	89,190	52,025	52,024	1	0.0%
TOTAL OTHER REQUIREMENTS	5,343,410	5,098,715	2,974,082	2,703,173	270,909	9.1%
TOTAL OPERATING REQUIREMENTS	59,341,651	62,565,512	36,494,465	34,026,903	2,467,562	6.8%
OPERATING INCOME	30,553,538	27,462,488	16,021,868	19,537,070	3,515,202	21.9%
OPERATING MARGIN	33.99%	30.50%	30.51%	36.47%	5.97%	

CITY OF AUSTIN
AUSTIN-BERGSTROM INTERNATIONAL AIRPORT
Airport Operating Fund 5070
Income Statement - For Internal Use Only
Fiscal Year to Date for 7 Months ended April 30, 2012

	Amended Budget	Budget Annualized 7 months	Year to Date w/ Encumb	Y-T-D Variance Fav (Unfav)	Y-T-D % Variance Fav (Unfav)
REVENUE					
AIRLINE REVENUE					
Landing Fees	20,282,000	11,831,167	10,801,709	(1,029,458)	(8.7%)
Terminal Rental & Other Fees	20,690,000	12,069,167	11,881,243	(187,924)	(1.6%)
TOTAL AIRLINE REVENUE	40,972,000	23,900,334	22,682,952	(1,217,382)	(5.1%)
NON-AIRLINE REVENUE					
Parking	26,422,000	15,412,833	16,674,611	1,261,778	8.2%
Other Concessions	16,267,000	9,489,083	10,423,736	934,653	9.8%
Other Rentals and Fees	6,367,000	3,714,083	3,782,674	68,591	1.8%
TOTAL NON-AIRLINE REVENUE	49,056,000	28,615,999	30,881,021	2,265,022	7.9%
Interest Income	236,000	137,667	60,452	(77,215)	(56.1%)
TOTAL REVENUE	90,264,000	52,654,000	53,624,425	970,425	1.8%
OPERATING REQUIREMENTS					
Fac Mgmt, Ops and Airport Security	35,997,486	20,997,333	20,084,372	912,961	4.3%
Airport Planning and Development	1,648,359	961,488	977,797	(16,309)	(1.7%)
Support Services	10,380,139	6,054,736	5,265,801	788,935	13.0%
Business Services	9,440,813	5,506,826	4,995,760	511,066	9.3%
TOTAL OPERATING EXPENSES	57,466,797	33,520,383	31,323,730	2,196,653	6.6%
Debt Service					
GO Debt Service Fund	30,053	17,530	17,531	(1)	(0.0%)
2003 Series Airport Revenue Bond DS	10,171,269	5,932,902	5,597,000	335,902	5.7%
2005 Variable rate Notes (Swap)	17,606,948	10,270,133	10,019,453	250,680	2.4%
2005 Variable rate Notes Fees	3,589,598	2,093,813	2,289,239	(195,426)	(9.3%)
\$28 Million Variable Rate Note	1,306,840	762,280	375,026	387,254	50.8%
PFC Debt Service Funding	(13,679,803)	(7,979,429)	(8,045,195)	65,766	(0.8%)
TOTAL Net Debt Service	19,024,905	11,097,229	10,253,054	844,175	7.6%
OTHER REQUIREMENTS					
Workers' Compensation	329,622	192,269	192,276	(7)	(0.0%)
Citywide Administrative Support	1,563,714	912,114	912,167	(53)	(0.0%)
Communications & Technology Mgmt	1,201,393	700,773	700,812	(39)	(0.0%)
Accrued Payroll	55,800	32,548	32,550	(2)	(0.0%)
Additional Retirement Contribution	1,284,727	749,381	708,795	40,586	5.4%
Compensation Adjustment	22,425	13,081	10,094	2,987	22.8%
Wage Adjustment Market	98,914	57,697	0	57,697	100.0%
Liability Reserve	20,000	11,666	11,662	4	0.0%
Operating Reserve	291,000	169,740	0	169,740	100.0%
CTECC	141,930	82,788	82,793	(5)	(0.0%)
Trunked Radio Allocation	89,190	52,025	52,024	1	0.0%
TOTAL OTHER REQUIREMENTS	5,098,715	2,974,082	2,703,173	270,909	9.1%
TOTAL REQUIREMENTS	81,590,417	47,591,694	44,279,957	3,311,737	7.0%
EXCESS (DEFICIT) OF TOTAL AVAILABLE FUNDS OVER TOTAL REQUIREMENTS	8,673,583	5,062,306	9,344,468	4,282,162	84.6%

CITY OF AUSTIN
AUSTIN-BERGSTROM INTERNATIONAL AIRPORT
FUND SUMMARY COMPARISON WITH PPE RECONCILIATION

	This month - This Year vs. Last Year				Fiscal YTD - This Year vs. Last Year			
	FY12 (Apr 12) vs FY11 (Apr 11)				FY12 (Oct 11 - Apr 12) vs FY11 (Oct 10 - Apr 11)			
	FY12 Apr-12	FY11 Apr-11	Fav (Unfav) \$ Variance	Fav (Unfav) % Variance	FY12 YTD Apr-12	FY11 YTD Apr-11	Fav (Unfav) \$ Variance	Fav (Unfav) % Variance
<u>Airline Revenue</u>								
Landing Fees	1,577,882	1,547,800	30,082	1.9%	10,801,709	10,601,684	200,025	1.9%
Terminal Rental & Other Fees	1,698,651	1,705,728	(7,077)	(0.4%)	11,881,243	11,897,710	(16,467)	(0.1%)
Total Airline Revenue	3,276,533	3,253,528	23,005	0.7%	22,682,952	22,499,394	183,558	0.8%
<u>Non-Airline Revenue</u>								
Parking	2,325,314	2,152,270	173,044	8.0%	16,674,611	14,991,832	1,682,779	11.2%
Food/Beverage & Retail	543,463	473,022	70,441	14.9%	3,320,368	3,064,522	255,846	8.3%
Rental Car	1,320,608	1,246,858	73,750	5.9%	8,896,393	8,896,393	266,025	4.5%
Advertising	45,833	83,949	(38,116)	(45.4%)	473,488	280,412	193,076	68.9%
Ads Barter Revenue	3,583	2,285	1,298	56.8%	21,188	18,515	2,673	14.4%
Other Concessions	79,475	61,735	17,740	28.7%	446,274	436,212	10,062	2.3%
Other Rentals and Fees	543,100	548,399	(5,299)	(1.0%)	3,782,674	3,731,434	51,240	1.4%
Total Non-Airline Revenue	4,861,376	4,568,518	292,858	6.4%	30,881,021	28,419,320	2,461,701	8.7%
Interest Income	10,445	10,547	(102)	(1.0%)	60,452	128,803	(68,351)	(53.1%)
Total Operating Revenue	8,143,354	7,832,593	315,761	4.0%	53,624,425	51,047,517	2,576,908	5.0%
<u>Operating Requirements</u>								
Fac Mgmt, Ops and Airport Security	2,633,277	2,764,269	130,992	4.7%	20,084,372	18,995,872 *	(1,088,500)	(5.7%)
Airport Planning and Development	129,248	120,367	(8,881)	(7.4%)	977,797	916,881 *	(60,916)	(6.6%)
Support Services	355,451	655,694	300,243	45.8%	5,236,112 *	5,236,112 *	(29,689)	(0.6%)
Business Services	681,002	1,708,458	1,027,456	60.1%	4,995,760	6,002,252 *	1,006,492	16.8%
Total Operating Expense	3,798,978	5,248,788	1,449,810	27.6%	31,323,730	31,151,117	(172,613)	(0.6%)
<u>Debt Service</u>								
GO Debt Service Fund	2,504	7,525	5,021	66.7%	17,531	22,576	5,045	22.3%
2003 Series Airport Revenue Bond DS	914,000	377,000	(537,000)	(142.4%)	5,597,000	2,638,000	(2,959,000)	(112.2%)
2005 Variable rate Notes (Swap)	1,309,738	1,932,074	622,336	32.2%	10,019,453	13,156,927	3,137,474	23.8%
2005 Variable rate Notes Fees	0	371,650	371,650	100.0%	2,289,239	1,294,536	(994,703)	(76.8%)
\$28 Million Variable Rate Note	43,768	5,209	(38,559)	(740.2%)	375,026	42,101	(332,925)	(790.8%)
PFC Debt Service Funding	(996,819)	(1,189,783)	(192,964)	(16.2%)	(8,045,195)	(7,596,789)	(448,406)	5.9%
Total Debt Service	1,273,191	1,503,675	230,484	15.3%	10,253,054	9,557,351	(695,703)	(7.3%)
<u>Other Requirements</u>								
Workers' Compensation	27,468	27,819	351	1.3%	192,276	194,732	2,456	1.3%
Citywide Administrative Support	130,310	141,418	11,108	7.9%	912,167	989,928	77,761	7.9%
Communications & Technology Mgmt	100,116	122,088	21,972	18.0%	700,812	854,619	153,807	18.0%
Accrued Payroll	4,950	8,663	4,013	46.3%	32,550	60,663	28,113	46.3%
27th Payroll	0	(15,428)	(15,428)	100.0%	0	(15,428)	(15,428)	100.0%
Additional Retirement Contribution	92,276	104,140	11,864	11.4%	708,795	543,303	(165,492)	(30.5%)
Compensation Adjustment	1,657	1,094	(563)	(51.5%)	10,094	6,848	(3,246)	(47.4%)
Operating Reserve	(235,798)	281,240	517,038	183.8%	0	494,637	494,637	100.0%
CTECC	11,828	4,763	(7,065)	(148.3%)	82,793	33,346	(49,447)	(148.3%)
Trunked Radio Allocation	7,432	9,406	1,974	21.0%	52,024	65,844	13,820	21.0%
Liability Reserve	1,666	1,917	251	13.1%	11,662	13,415	1,753	13.1%
Total Other Requirements	141,605	687,120	545,515	79.4%	2,703,173	3,241,907	538,734	16.6%
Total Requirements	5,213,774	7,439,583	2,225,809	29.9%	44,279,957	43,950,375	(329,582)	(0.7%)
SURPLUS (DEFICIT) OF TOTAL AVAILABLE FUNDS OVER TOTAL REQUIREMENTS	\$ 2,934,580	\$ 393,010	\$ 2,541,570	646.7%	\$ 9,344,468	\$ 7,097,142	\$ 2,247,326	31.7%

* FY2011 YTD Operating Requirements are restated to show the same number of pay periods as FY2012

CITY OF AUSTIN
AUSTIN-BERGSTROM INTERNATIONAL AIRPORT
Non-Airline Revenue Detail

This month - This Year vs. Last Year
FY12 (Apr 12) vs FY11 (Apr 11)

	April 2012	April 2011	Fav (Unfav) Variance	Fav (Unfav) %
PARKING REVENUES				
Parking	2,223,105	2,060,559	162,546	7.89%
Off Airport Parking	102,209	91,711	10,498	11.45%
TOTAL PARKING REVENUES	2,325,314	2,152,270	173,044	8.04%
OTHER CONCESSIONS				
Rental Cars	1,320,608	1,246,858	73,750	5.91%
Food and Beverage	320,686	258,345	62,341	24.13%
Advertising	45,933	83,949	(38,116)	(45.40%)
Telephone	49,017	27,937	20,180	72.49%
News and Gift	222,777	214,677	8,100	3.77%
Ads Barter Revenue	3,583	2,285	1,298	56.81%
Airline Catering	11,365	16,044	(4,679)	(29.16%)
Vending Commissions	19,661	17,582	2,079	11.82%
Miscellaneous	432	272	160	58.82%
TOTAL OTHER CONCESSIONS	1,992,962	1,867,849	125,113	6.70%

Fiscal YTD - This Year vs. Last Year
FY12 (Oct 11 - Apr 12) vs FY11 (Oct 10 - Apr 11)

	YTD FY12	YTD FY11	Fav (Unfav) Variance	Fav (Unfav) %
PARKING REVENUES				
Parking	16,028,569	14,409,775	1,618,794	11.23%
Off Airport Parking	646,042	582,057	63,985	10.99%
TOTAL PARKING REVENUES	16,674,611	14,991,832	1,682,779	11.22%
OTHER CONCESSIONS				
Rental Cars	6,162,418	5,896,393	266,025	4.51%
Food and Beverage	1,942,359	1,758,423	183,936	10.46%
Advertising	473,488	280,412	193,076	68.85%
Telephone	239,593	214,957	24,636	11.46%
News and Gift	1,378,009	1,306,099	71,910	5.51%
Ads Barter Revenue	21,188	18,515	2,673	14.44%
Airline Catering	75,470	97,340	(21,870)	(28.47%)
Vending Commissions	128,455	121,937	6,518	5.35%
Miscellaneous	2,756	1,978	778	39.33%
TOTAL OTHER CONCESSIONS	10,423,736	9,696,054	727,682	7.50%
OTHER RENTALS & FEES				
Building-FBOs	298,385	292,149	6,236	2.13%
Building - Other	800,403	746,662	53,741	7.20%
Ground Rent	504,848	486,819	18,029	3.70%
Telephone - STS	251,936	250,759	1,177	0.47%
Building Maintenance Reimbursements	70,878	70,878	0	0.00%
Facility Services Reimbursements	29,466	28,824	642	2.23%
Hotel	285,644	263,740	21,904	8.31%
GSTA Shuttle Permits	28,081	14,930	13,151	88.08%
Taxi-Cab	158,775	157,324	1,451	0.92%
Cargo Facilities	124,128	118,971	5,157	4.33%
Fuel Flowage	343,550	361,485	(17,935)	(4.96%)
Fuel Facility Fees	437,235	435,532	1,703	0.39%
Cargo Ramp Use Fee	256,784	254,867	1,917	0.75%
Other	124,214	168,242	(44,028)	(26.17%)
Cash Over/Short	5,841	5,273	568	10.77%
Property Sales	0	17,186	(17,186)	(100.00%)
GSEM User Fee	22,239	22,239	0	0.00%
Airport ID Badges, Fingerprints, Keys	40,267	35,554	4,713	13.26%
TOTAL OTHER RENTALS & FEES	3,782,674	3,731,434	51,240	1.37%
TOTAL NON-AIRLINE REVENUE	30,881,021	28,419,320	2,461,701	8.66%
ACTUAL % OF TOTAL REVENUE	57.6%	55.7%	1.9	3.41%
TARGET %	60.0%			

CITY OF AUSTIN
AUSTIN-BERGSTROM INTERNATIONAL AIRPORT
NON-AIRLINE REVENUE ACTUALS

	This month - This Year vs. Last Year				Fiscal YTD - This Year vs. Last Year			
	FY12 (Apr 12) vs FY11 (Apr 11)				FY12 (Oct 11 - Apr 12) vs FY11 (Oct 10 - Apr 11)			
	<u>FY12 Apr-12</u>	<u>FY11 Apr-11</u>	<u>Fav (Unfav) \$ Variance</u>	<u>Fav (Unfav) % Variance</u>	<u>FY12 YTD Apr-12</u>	<u>FY11 YTD Apr-11</u>	<u>Fav (Unfav) \$ Variance</u>	<u>Fav (Unfav) % Variance</u>
<u>Non-Airline Revenue</u>								
OTHER CONCESSIONS								
Rental Cars	1,007,456	985,911	21,545	2.2%	6,079,798	5,762,413	317,385	5.5%
Food and Beverage	283,966	259,022	24,944	9.6%	1,917,264	1,765,543	151,721	8.6%
News and Gift	201,009	202,341	(1,332)	(0.7%)	1,376,266	1,330,400	45,866	3.4%
TOTAL	1,492,431	1,447,274	45,157	3.1%	9,373,328	8,858,356	514,972	5.8%

CITY OF AUSTIN
AUSTIN-BERGSTROM INTERNATIONAL AIRPORT
ADVERTISING CONTRACT ANALYSIS

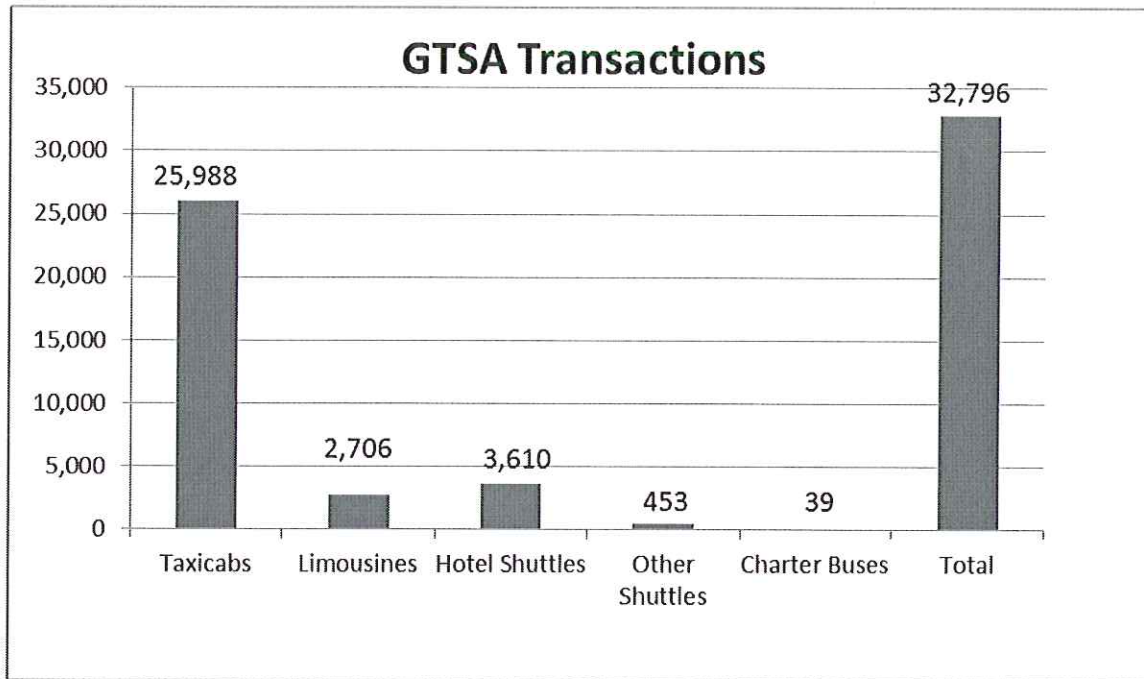
Advertising	This month - This Year vs. Last Year				Fiscal YTD - This Year vs. Last Year			
	FY12 (Apr 12) vs FY11 (Apr 11)				FY12 (Oct 11 - Apr 12) vs FY11 (Oct 10 - Apr 11)			
	FY12 Apr-12	FY11 Apr-11	Fav (Unfav) \$ Variance	Fav (Unfav) % Variance	FY12 YTD Apr-12	FY11 YTD Apr-11	Fav (Unfav) \$ Variance	Fav (Unfav) % Variance
Hotel	2,182	2,087	95	4.6%	15,318	21,867	(6,549)	(30.0%)
Cab	768	768	0	0.0%	5,425	3,371	2,054	60.9%
Others:								
Static Display	30,746	8,908	21,838	245.2%	277,466	147,074	130,392	88.7%
Tech Display	8,829	34,007	(25,178)	(74.0%)	170,456	97,336	73,120	75.1%
MAG	3,309	0	3,309	N/A	4,823	0	4,823	N/A
Others Subtotal:	42,884	42,915	(31)	(0.1%)	452,745	244,410	208,335	85.2%
TOTAL	45,834	45,770	64	0.1%	473,488	269,648	203,840	75.6%

**AUSTIN-BERGSTROM INTERNATIONAL AIRPORT
ENPLANEMENTS
FY 2012 VS. FY 2011**

	<u>FY 2012</u>	<u>FY 2011</u>	<u>Month over Month Change</u> <u>%</u>	<u>YTD Change</u> <u>%</u>
October	393,343	381,906	2.99%	2.99%
November	379,810	372,492	1.96%	2.49%
December	383,096	377,283	1.54%	2.17%
January	326,181	320,267	1.85%	2.10%
February	327,914	303,871	7.91%	3.11%
March	409,926	399,305	2.66%	3.02%
April	392,321	362,683	8.17%	3.76%
May	-	413,069		
June	-	418,307		
July	-	425,683		
August	-	386,879		
September	-	362,896		
	<u>2,612,591</u>	<u>4,524,641</u>		

<u>YTD Apr-12</u>	<u>YTD Apr-11</u>	<u>Inc/(Dec)</u>	<u>% Inc/(Dec)</u>
2,612,591	2,517,807	94,784	3.76%

GROUND TRANSPORTATION TRANSACTIONS
MAY 2012



YEAR TO YEAR COMPARISON			
SERVICE CATEGORY	MAY 2012	MAY 2011	% Increase/(decrease)
TAXICAB	25,988	28,309	(8.2%)
LIMOUSINE	2,706	1,995	35.6%
HOTEL SHUTTLE	3,610	3,202	12.7%
OTHER SHUTTLE	453	467	(3.0%)
CHARTER BUS	39	28	39.3%
OVERALL TOTAL	32,796	34,001	(3.5%)

AGENDA



Recommendation for Council Action

Austin City Council	Item ID	15863	Agenda Number	<ITEM_OUTLINE>
Meeting Date:	6/28/2012		Department:	Aviation
Subject				
Approve the appointment of Elaine Hart to the Board of Directors of Austin-Bergstrom Landhost Enterprises, Inc. to replace Robert Goode.				
Amount and Source of Funding				
N/A				
Fiscal Note				
There is no unanticipated fiscal impact. A fiscal note is not required.				
Purchasing Language:	N/A			
Prior Council Action:	N/A			
For More Information:	Jim Smith, Executive Director, (512) 530-7518			
Boards and Commission Action:	N/A			
MBE / WBE:	N/A			
Related Items:	N/A			
Additional Backup Information				
<p>Austin-Bergstrom Landhost Enterprises, Inc. is a public facility corporation created by the City of Austin to finance the development of the airport hotel at Austin-Bergstrom International Airport and to oversee its operation. Staff recommends the appointment of Elaine Hart to replace Robert Goode. The Board of Directors consists of five members. The other members of the Board are Jim Smith, Art Alfaro, David Arthur, and Sue Edwards.</p>				