



**To:** Zero Waste Advisory Commission

**From:** Bob Gedert, Director  
Austin Resource Recovery Department

**Date:** June 13, 2012

**Subject:** **Director's Report**

---

***Scheduled Council Items***

The SWS Department has the following items scheduled for Council review:

**6/28/12 Council Agenda**

**BFI Residential Refuse Dumpster Collection Services**

Twenty-four-month service requirements agreement with BFI Waste Services of Texas LP for Residential Refuse Dumpster Collection Services in an amount not to exceed \$566,374 (\$283,187 per year) with three (3) 12-month extension options in an amount not to exceed \$283,187 for each option, for a total potential contract amount of \$1,415,935. This agreement replaces Contract NA070000132 with Texas Disposal Systems, which expires on 8/30/12.

**6/28/12 Council Agenda**

**Indoor Recycling Containers**

Five-month requirement supply contract through the Houston-Galveston Area Council Cooperative Purchasing Program (HGACBUY) with Busch Systems International, Inc. for the purchase of Indoor Recycling Containers in an amount not to exceed \$106,605. The purchase of indoor recycling containers will facilitate the implementation of on-site recycling services at multi-family residential properties of greater than 75 dwelling units and commercial properties of 100,000 sq. ft. or more beginning on October 12, 2012 as required by the Universal Recycling Ordinance (URO). The containers will also facilitate implementation of the Home Composting Rebate Program and the Curbside Organics Pilot Program.

**6/28/12 Council Agenda**

**Austin Water Utility Capital Recovery Fee Waiver**

Approve an ordinance waiving the Austin Water Utility Capital Recovery Fees associated with the remediation of the Loop 360 dumpsite located in Gus Fruh Park within the greater Barton Creek Greenbelt in an amount not to exceed \$15,000.00.

**6/28/12 Council Agenda**

**Hauler Ordinance**

Approve an ordinance amending City Code Chapter 15-6, relating to private solid waste collection service, reporting of solid waste, recyclables, and organic materials, vehicle and container licensing, and education to ensure solid waste hauler compliance with sanitary and safety standards for solid waste collection vehicles and containers and reporting requirements.

### ***Event Recycling Rates***

To date, ARR provided resource management services (landfill trash and recycling collection) for 6 of the 17 events that are considered City Sponsored Events as recognized by City Council Resolution. There are 5 events for the remainder of the fiscal year including Juneteenth, July 4<sup>th</sup>, Pride Festival, Night of the Bat/Batfest, and Gypsy Picnic. Additionally, this year will be the second year Austin Resource Recovery partners with KGSR to implement recycling and composting at Blues on the Green.

<b>Event</b>	<b>Diversion Rate</b>
Fiesta de Independencia	60% (recycling only)
Austin New Year	72% (recycling and composting)
MLK Parade and Festival	34% (recycling only)
Zilker Park Kite Festival	37% (recycling only)
SXSW Auditorium Shores	58% (recycling and composting)
Viva Streets	44% (recycling only)
<b>Declined ARR Service</b>	
Veteran's Day Parade	Not enough trash/recycling generated
September 11 Memorial Event	Not enough trash/recycling generated
Austin Farmer's Market Downtown	Utilized self-haul and private service
Austin Farmer's Market at the Triangle	Utilized self-haul and private
Celebrate Texas Parade and Run	Utilized self-haul and private
Trail of Lights	Cancelled

### ***Event Recycling Rebate and Ordinance***

To date, the Department has received 8 Event Recycling Rebate applications. Staff is gathering information from each of the applications to gain more information such as general costs, challenges, and best management practices. Staff will utilize this information to contribute to an ordinance amendment process being led by Transportation/Special Events.

The Office of Special Events (Transportation Department) is evaluating amendments to City Code Chapter 14-8 regarding street closures for right of way events. Amendments to this ordinance could be considered by the end of this year. ARR staff is in discussion with staff from the Office of Special Events to determine if waste management and recycling standards could be incorporated at the same time. If amending Chapter 14-8 is not possible, ARR staff will initiate a Zero Waste Events Ordinance by January 2013.

### ***New Staff***

<b>New Employee</b>	<b>Promotions</b>	<b>Title/ Division</b>
Julio Albiter		Temporary, Service/Maint
Leland Barrow		Service Writer
Tony Bolden		Solid Waste Operator
Leslie Dacic		Temporary, Administrative Sppt
Robert Jones		Temporary, Administrative Sppt
Permindar Klair		Temporary, Service/Maint
Armando Martinez		Temporary, Service/Maint
Emilio Narro		Temporary, Service/Maint
Kenneth Perkins		Temporary, Service/Maint
Rudy Reyna		Temporary, Service/Maint

Robert Sanchez		Temporary, Service/Maint
	Richard Angelo	From: Solid Waste Operator To: Solid Waste Operator Specialist
	Terrance Carr	From: Solid Waste Operator To: Solid Waste Operator Specialist
	Gregory Jones	From: Solid Waste Operator To: Solid Waste Operator Specialist
	Sylba Storm Perez	From: Program Specialist To: Waste Diversion Planner Sr.

### ***Current and Upcoming Job Postings***

<b>Position</b>	<b># of Positions</b>	<b>Posting Status</b>
Financial Consultant	2	Closed, Recruitment/Selection underway
Muniprog-Field Audit CC&B/Admin	2	Closed, Recruitment/Selection underway
Muniprog-Field Audit drivers (Finance)	1	Closed, Recruitment/Selection underway
Muniprog-Accounting temp	1	Closed, Recruitment/Selection underway
Contract Administrator	1	Closed, Recruitment/Selection underway
Planner Sr	3	Closed, Recruitment/Selection underway
Public Information Specialist Sr	1	Closed, Recruitment/Selection underway
Program Specialist	1	Closed, Recruitment/Selection underway
Muniprog, HR Asst.	1	Closed, Recruitment/Selection underway
Collections Administrative Specialist	1	Closed, Recruitment/Selection underway
Safety Division Manager	1	Closed, Recruitment/Selection underway
Safety Asst. Division Manager	1	Closed, Recruitment/Selection underway
QA Division Manager	1	Closed, Recruitment/Selection underway
Muniprog, Solid Waste Operator	5-10	Continuously running posting

### ***Performance Measures and Statistical Reports***

See attachments.

Item of interest: Improving recycling revenues due to better market valuation.

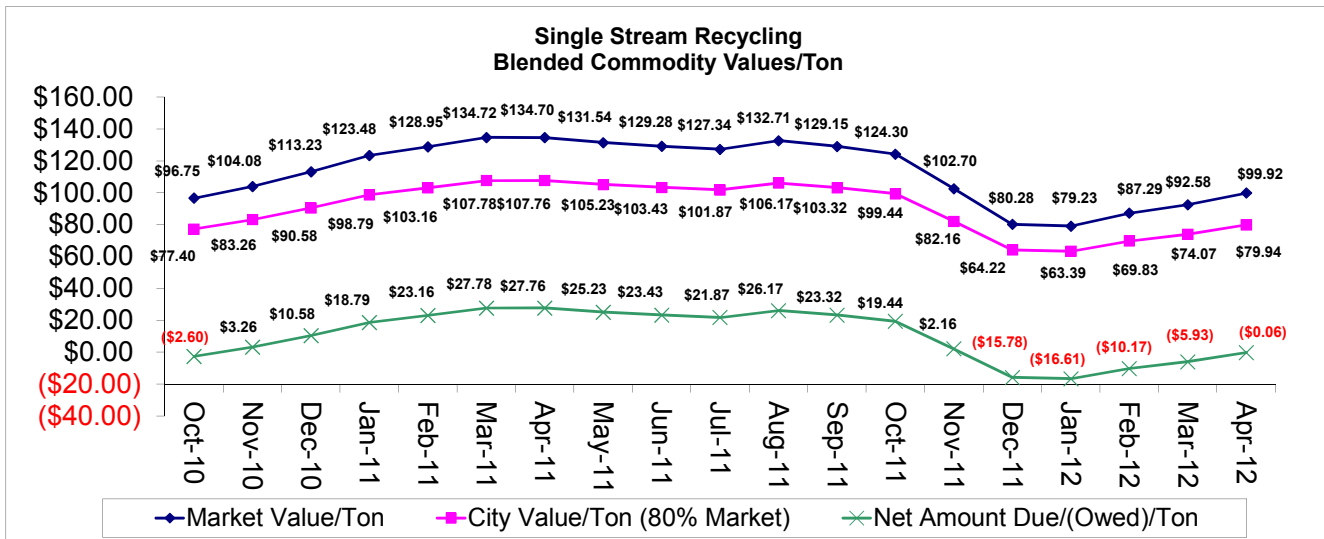
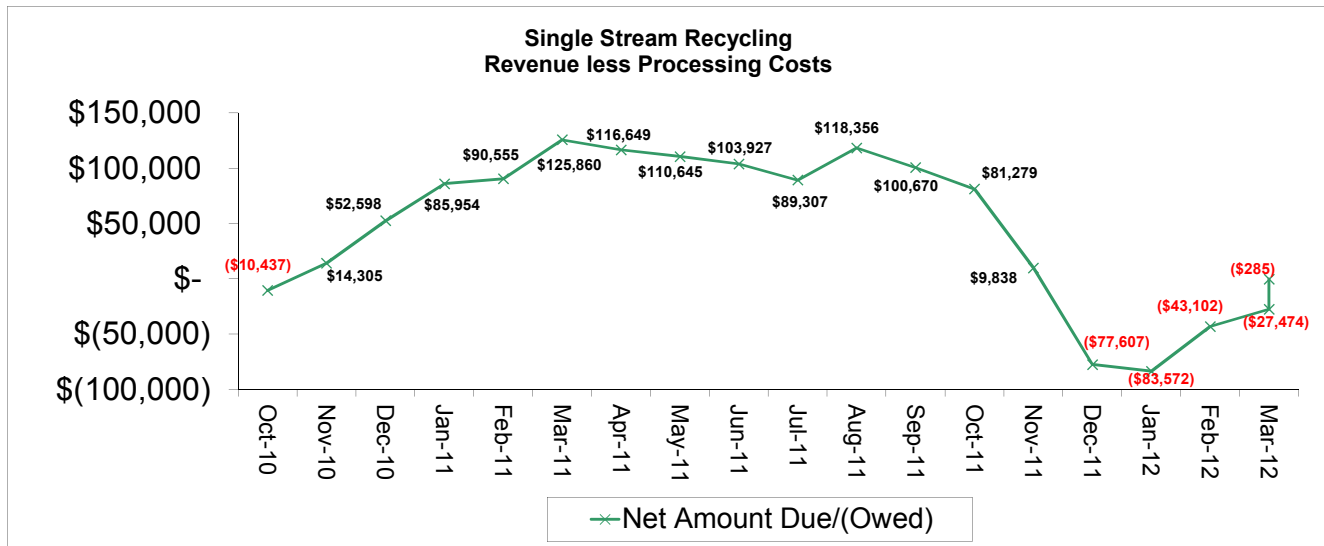
**Single Stream Recycling Statistical Report  
as of April 2012**

Month	Tons Delivered	Contractor Payments			Landfill Cost Avoidance	
		Revenue	Processing Cost	Net Amount Due/(Owed)	Per Ton	Total
October-10	4,016.67	\$310,896	\$321,334	(\$10,437)	\$19.94	\$80,092
November-10	4,389.46	\$365,461	\$351,156	\$14,305	\$19.94	\$87,526
December-10	4,972.47	\$450,396	\$397,798	\$52,598	\$19.94	\$99,151
January-11	4,575.35	\$451,982	\$366,028	\$85,954	\$19.94	\$91,232
February-11	3,909.79	\$403,338	\$312,783	\$90,555	\$19.94	\$77,961
March-11	4,531.25	\$488,360	\$362,500	\$125,860	\$19.94	\$90,353
April-11	4,202.05	\$452,813	\$336,164	\$116,649	\$19.94	\$83,789
May-11	4,385.61	\$461,493	\$350,849	\$110,645	\$19.94	\$87,449
June-11	4,436.60	\$458,855	\$354,928	\$103,927	\$20.63	\$91,527
July-11	4,083.74	\$416,007	\$326,699	\$89,307	\$20.63	\$84,248
August-11	4,523.28	\$480,219	\$361,862	\$118,356	\$20.63	\$93,315
September-11	4,316.51	\$445,990	\$345,321	\$100,670	\$20.63	\$89,050
FY11 Totals	52,342.78	\$5,185,811	\$4,187,422	\$998,389		\$1,055,694
October-11	4,181.89	\$415,830	\$334,551	\$81,279	\$20.63	\$86,272
November-11	4,552.52	\$374,040	\$364,202	\$9,838	\$20.63	\$93,918
December-11	4,918.05	\$315,837	\$393,444	(\$77,607)	\$20.63	\$101,459
January-12	5,030.20	\$318,844	\$402,416	(\$83,572)	\$20.63	\$103,773
February-12	4,239.70	\$296,074	\$339,176	(\$43,102)	\$20.63	\$87,465
March-12	4,629.89	\$342,917	\$370,391	(\$27,474)	\$20.63	\$95,515
March-12	4,367.78	\$349,138	\$349,422	(\$285)	\$20.63	\$90,107
FY12 Totals	31,920.03	\$2,412,680	\$2,553,602	(\$140,922)		\$658,510

Blended Commodity Values per Ton				
Month	Market Value/Ton	City Value/Ton (80% Market)	Processing Cost/Ton	Net Amount Due/(Owed)/Ton
October-10	\$96.75	\$77.40	\$80.00	(\$2.60)
November-10	\$104.08	\$83.26	\$80.00	\$3.26
December-10	\$113.23	\$90.58	\$80.00	\$10.58
January-11	\$123.48	\$98.79	\$80.00	\$18.79
February-11	\$128.95	\$103.16	\$80.00	\$23.16
March-11	\$134.72	\$107.78	\$80.00	\$27.78
April-11	\$134.70	\$107.76	\$80.00	\$27.76
May-11	\$131.54	\$105.23	\$80.00	\$25.23
June-11	\$129.28	\$103.43	\$80.00	\$23.43
July-11	\$127.34	\$101.87	\$80.00	\$21.87
August-11	\$132.71	\$106.17	\$80.00	\$26.17
September-11	\$129.15	\$103.32	\$80.00	\$23.32
October-11	\$124.30	\$99.44	\$80.00	\$19.44
November-11	\$102.70	\$82.16	\$80.00	\$2.16
December-11	\$80.28	\$64.22	\$80.00	(\$15.78)
January-12	\$79.23	\$63.39	\$80.00	(\$16.61)
February-12	\$87.29	\$69.83	\$80.00	(\$10.17)
March-12	\$92.58	\$74.07	\$80.00	(\$5.93)
April-12	\$99.92	\$79.94	\$80.00	(\$0.06)

Material Composition Percentages						
Material	Date of Waste Stream Audit					
	10/30 & 11/20/2010	2/19/2011	6/18/2011	10/1/2011	1/14/2012	4/28/2012
ONP	30.34%	25.89%	21.26%	14.47%	23.36%	
OCC	9.58%	13.99%	12.01%	7.12%	11.84%	
Mixed Paper	12.99%	14.34%	13.72%	26.00%	15.14%	
Tin	1.93%	1.81%	1.65%	1.79%	1.71%	
Aluminum	1.28%	0.95%	1.39%	1.33%	0.89%	
NHDPE	1.06%	1.16%	1.12%	1.08%	0.95%	
CHDPE	1.09%	1.00%	1.07%	1.07%	0.83%	
PETE	3.23%	3.30%	3.36%	3.22%	2.07%	
Glass	28.64%	26.88%	25.36%	26.17%	25.64%	
Residual	7.36%	8.26%	14.86%	13.90%	14.77%	
Plastics 3-7	1.97%	1.83%	3.46%	3.06%	2.18%	
Other	0.53%	0.59%	0.74%	0.79%	0.62%	
	100.00%	100.00%	100.00%	100.00%	100.00%	
For Billing Purposes	Used for Oct10 thru Jan11	Used for Feb11 thru May11	Used for Jun11 thru Sept11	Used for Oct11 thru Dec11	Use for Jan12 thru Mar12	

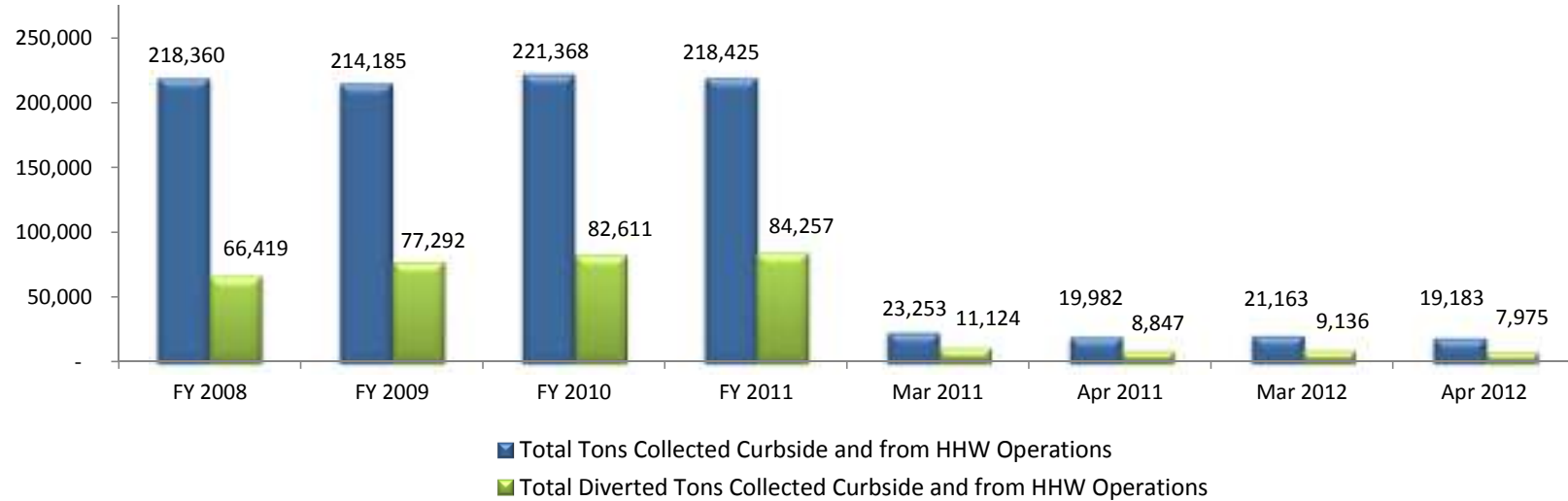
## Single Stream Recycling Statistical Report as of April 2012



# Austin Resource Recovery Curbside Collection and HHW Operations

		FY 2008	FY 2009	FY 2010	FY 2011	Mar 2011	Apr 2011	FY11 YTD (Oct '10 - Apr '11)	Mar 2012	Apr 2012	FY12 YTD (Oct '11 - Apr '12)
Tons Disposed	Tons of curbside Garbage	143,950	128,519	130,851	126,497	11,370	10,390	16,667	11,479	10,637	77,154
	Tons of Curbside Bulk Disposed	7,589	8,033	7,516	7,276	717	700	4,064	504	537	4,231
	HHW Operations Tons Disposed	402	341	390	395	42	45	221	44	34	241
	<b>Total Disposed Tons Collected Curbside and from HHW Operations</b>	<b>151,941</b>	<b>136,893</b>	<b>138,757</b>	<b>134,168</b>	<b>12,129</b>	<b>11,135</b>	<b>20,952</b>	<b>12,027</b>	<b>11,208</b>	<b>81,626</b>
Tons Diverted	Tons of curbside recycling	34,691	49,811	52,479	52,236	4,534	4,177	30,730	4,625	4,373	31,937
	HHW Operations Tons recycled/reused	118	114	132	164	9	17	87	12	19	109
	Tons of Curbside Yard Trimmings	24,027	19,497	22,456	24,777	5,697	3,962	18,582	3,857	2,856	14,893
	Tons of Curbside Bulk Recycled	203	187	194	227	17	20	145	10	29	158
	Tons of Curbside Brush Collected	7,380	7,683	7,350	6,853	867	671	4,272	632	698	3,698
	<b>Total Diverted Tons Collected Curbside and from HHW Operations</b>	<b>66,419</b>	<b>77,292</b>	<b>82,611</b>	<b>84,257</b>	<b>11,124</b>	<b>8,847</b>	<b>53,816</b>	<b>9,136</b>	<b>7,975</b>	<b>50,795</b>
<b>Total Tons Collected Curbside and from HHW Operations</b>		<b>218,360</b>	<b>214,185</b>	<b>221,368</b>	<b>218,425</b>	<b>23,253</b>	<b>19,982</b>	<b>74,768</b>	<b>21,163</b>	<b>19,183</b>	<b>132,421</b>
<b>Percent of Waste Stream Diverted by Curbside and HHW Operations</b>		<b>30.42%</b>	<b>36.09%</b>	<b>37.32%</b>	<b>38.57%</b>	<b>47.84%</b>	<b>44.27%</b>	<b>71.98%</b>	<b>43.17%</b>	<b>41.57%</b>	<b>38.36%</b>
<b>Pounds of Garbage collected per customer per pickup</b>		<b>32.14</b>	<b>27.90</b>	<b>27.79</b>	<b>26.70</b>	<b>28.72</b>	<b>26.31</b>	<b>n/a</b>	<b>28.74</b>	<b>26.73</b>	<b>n/a</b>
Number of Garbage customers		172,287	177,156	181,069	182,246	182,463	182,437	n/a	184,035	183,831	n/a
<b>Pounds of Recycled materials collected per customer per pickup (every other week)</b>		<b>15.56</b>	<b>21.61</b>	<b>22.45</b>	<b>22.20</b>	<b>23.06</b>	<b>21.30</b>	<b>n/a</b>	<b>23.33</b>	<b>22.14</b>	<b>n/a</b>
<b>Pounds of Yard Trimmings collected per customer per week</b>		<b>5.39</b>	<b>4.23</b>	<b>4.80</b>	<b>5.27</b>	<b>14.49</b>	<b>10.10</b>	<b>n/a</b>	<b>9.73</b>	<b>7.23</b>	<b>n/a</b>
Number of Recycling and Yard Trimmings customers		171,446	177,267	179,808	180,992	181,230	181,121	n/a	182,684	182,490	n/a
Total tons of Dead Animals Collected from COA rights-of-way and the animal shelter		158	153	142	85	8	6	56	6	5	46

## Austin Resource Recovery Curbside Collection and HHW Operations



## Percent of Waste Stream Diverted by Curbside and HHW Operations

