



COMMUNITY WORKSHOPS & ONLINE SURVEY RESULTS MARCH/APRIL 2012

This report summarizes all of the public input received at four community workshops and from an online survey in March and early April 2012. Participants were asked how they would allocate potential future bond funding across the four Bond Election Advisory Task Force committee categories and which ten projects they would most like to see prioritized by the Task Force.

PARTICIPATION

946 people participated in the allocation exercise online, while 141 people attended community workshops held at First Evangelical Church in the southwest section of the city, Gus Garcia Recreation Center in the Northeast, Dove Springs Recreation Center in the Southeast, and Anderson High School in the northwest section of the city.

- 11 people participated in the workshop at the First Evangelical Church in Southwest Austin on March 20, 2012.
- 60 people participated in the workshop at the Gus Garcia Recreation Center in Northeast Austin on March 21, 2012.
- 47 people participate in the workshop at the Dove Springs Recreation Center in Southeast Austin on March 26, 2012.
- 23 people attended the workshop at the Anderson High School in Northwest Austin on March 31, 2012.
- 946 people participated in the online survey, which closed on April 8, 2012.

Attendance and participation at the in-person workshops is a conservative estimate based on numbers of participants who signed in; at all of the workshops, a number of participants arrived later and did not sign in but did participate actively in the exercises.

ALLOCATION EXERCISE DATA

Participants were asked how to allocate funds across four main categories, with focus on general categories rather than specific projects that have support:

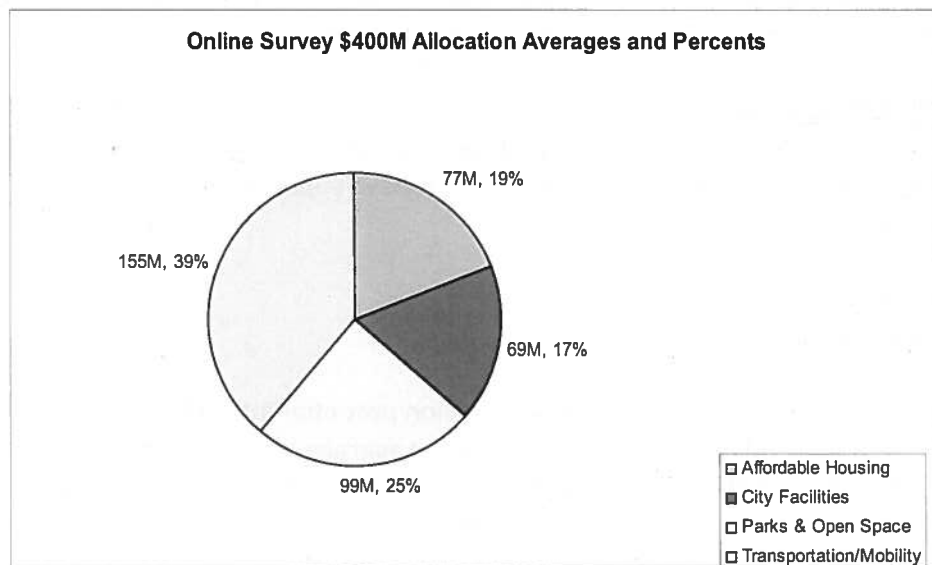
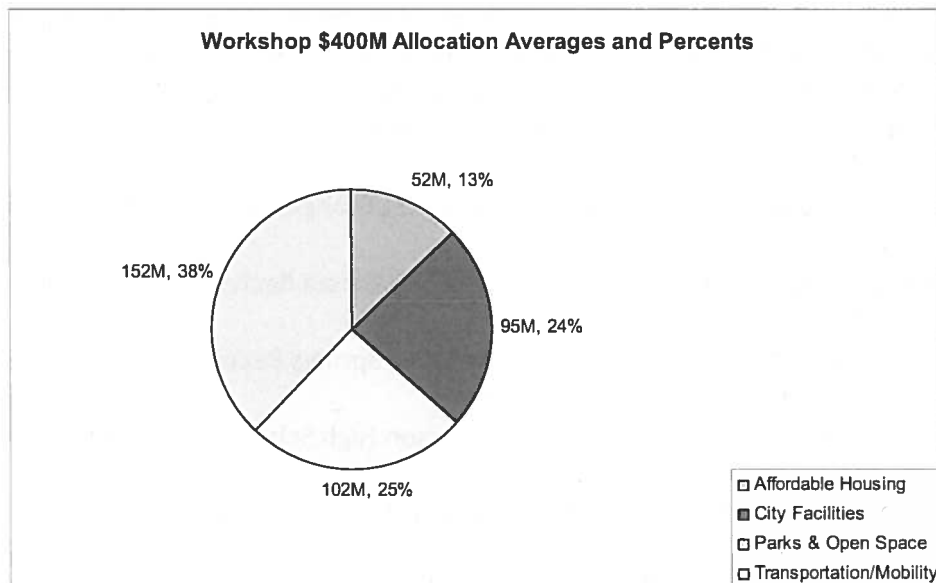
- i. Affordable Housing
- ii. City Facilities
- iii. Parks & Open Space
- iv. Transportation and Mobility

Participants were asked how to allocate \$400 million potential future bond funding, then \$300 million, and then \$200 million. Presented below are average scores for the allocation exercise under the \$400 million, \$300 million, and \$200 million scenarios, from the four workshops and the online survey. At the workshops, participants met in small groups and came to agreement on the allocations for their table. The online survey responses were individual opinions.



COMMUNITY WORKSHOPS & ONLINE SURVEY RESULTS MARCH/APRIL 2012

\$400 million allocation	Workshop Results		Online Survey Results	
Affordable Housing	13%	\$52 million	19%	\$77 million
City Facilities	24%	\$95 million	17%	\$69 million
Parks & Open Space	25%	\$102 million	25%	\$99 million
Transportation/Mobility	38%	\$152 million	39%	\$155 million

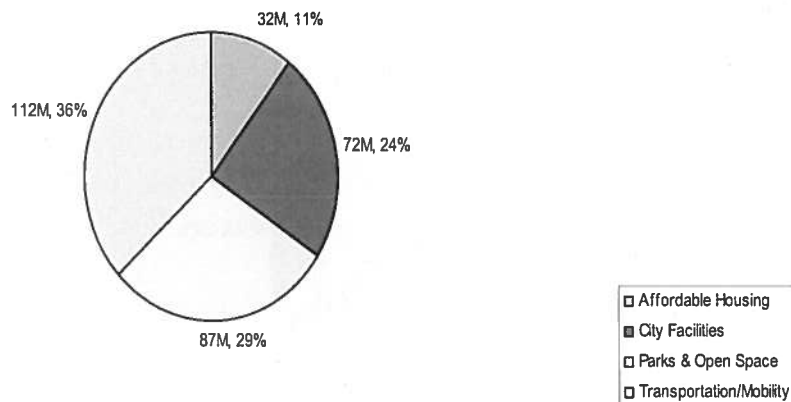




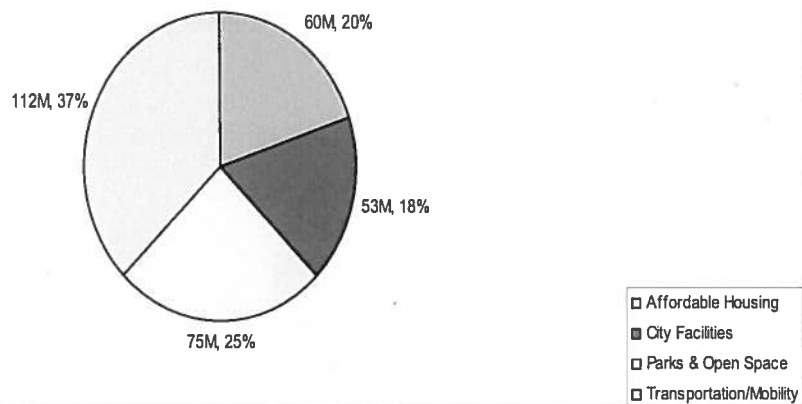
COMMUNITY WORKSHOPS & ONLINE SURVEY RESULTS MARCH/APRIL 2012

\$300 million allocation	Workshop Results		Online Survey Results	
Affordable Housing	11%	\$32 million	20%	\$60 million
City Facilities	24%	\$72 million	18%	\$53 million
Parks & Open Space	29%	\$87 million	25%	\$75 million
Transportation/Mobility	37%	\$112 million	37%	\$112 million

Workshop \$300M Allocation Averages and Percents



Online Survey \$300M Allocation Averages and Percents





COMMUNITY WORKSHOPS & ONLINE SURVEY RESULTS **MARCH/APRIL 2012**

\$200 million allocation	Workshop Results		Online Survey Results	
Affordable Housing	11%	\$22 million	20%	\$40million
City Facilities	23%	\$46 million	17%	\$34million
Parks & Open Space	28%	\$56 million	25%	\$50 million
Transportation/Mobility	37%	\$74 million	38%	\$76 million

