

Austin Animal Services June 2012 Month In Review

Contents

Intakes	2
Live Outcomes	4
Live Outcome Rate	6
Achievements	10



Intakes

1,774

Total companion animals (cats and dogs) taken in for June

Dogs
874



Cats
900



57
Neonatal puppies

115
Puppies over 6 weeks old

702
Adult dogs

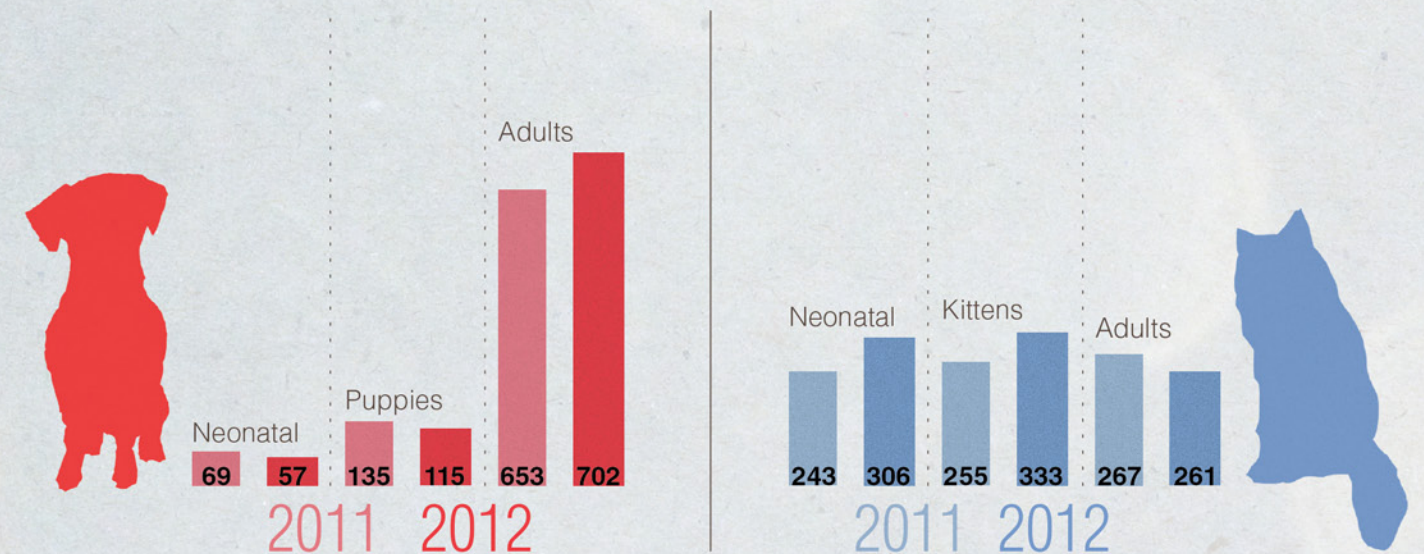
306
Neonatal kittens

333
Kittens over 6 weeks old

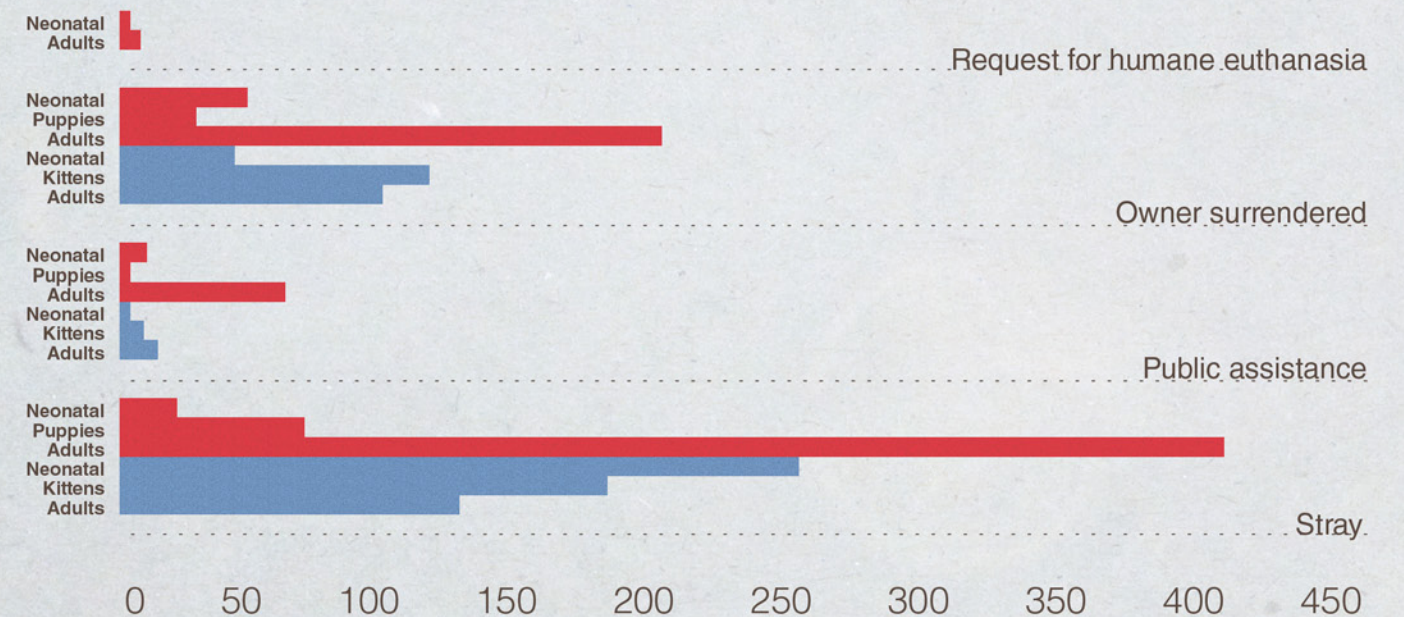
261
Adult cats

Intakes

Intakes by age group compared to last year

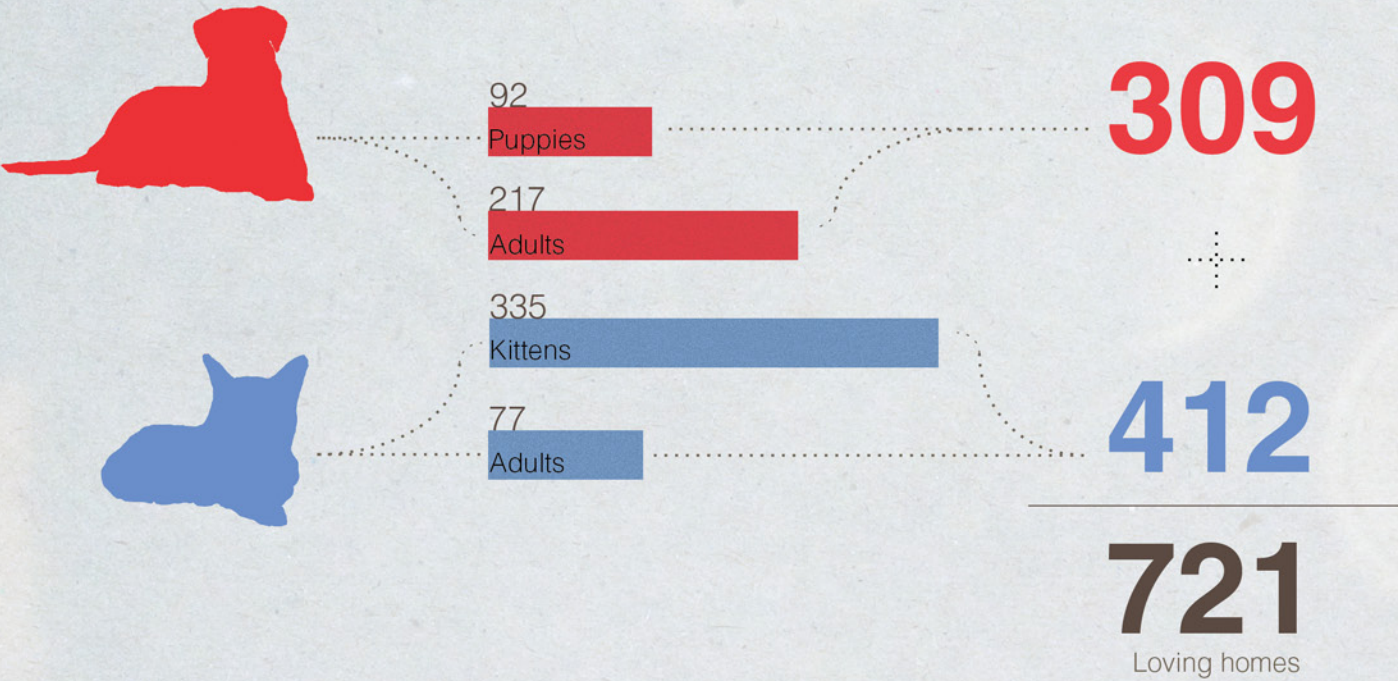


How they came in




Live Outcomes

Adoptions

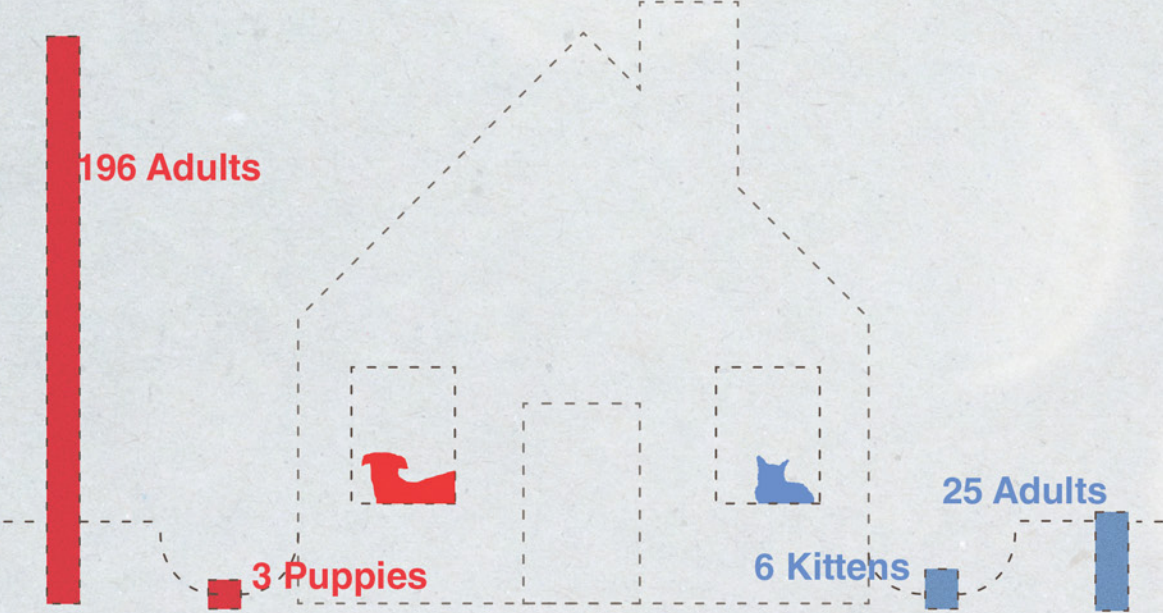


Transfers

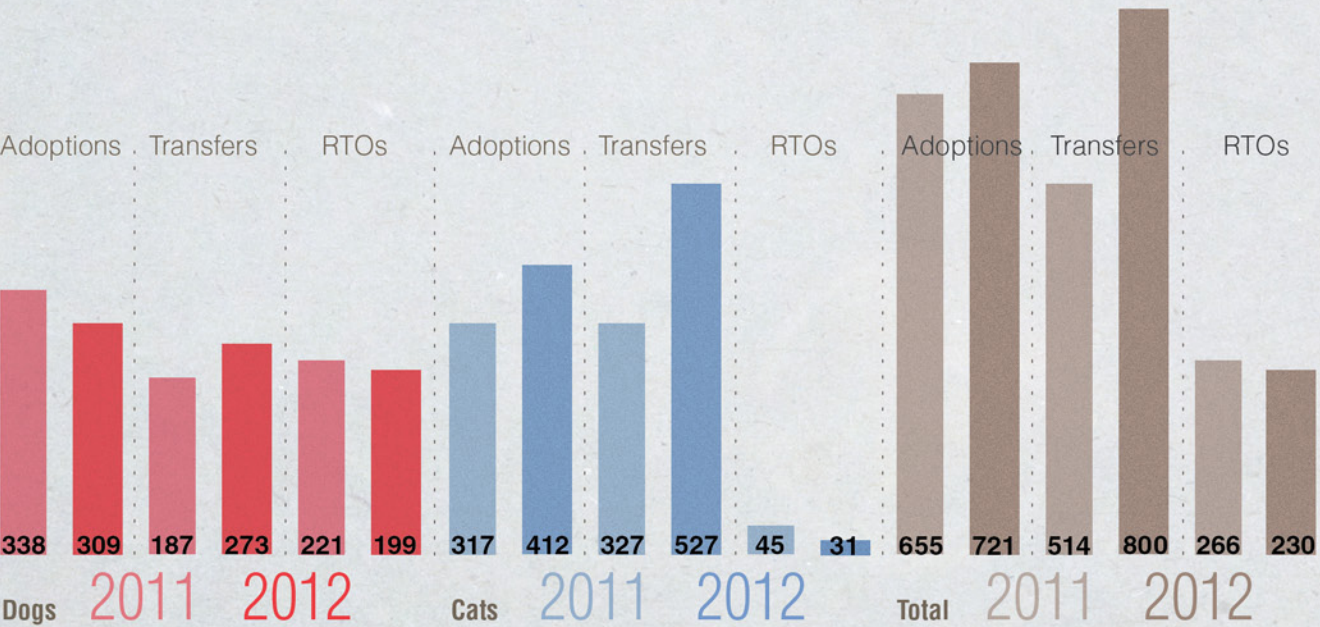


Live Outcomes

Returned to Their Home



Live Outcomes Compared



Total Live Outcome Rate

92%

Figure 1.

TLOR

June was a tremendous month for adoptions. With 721 animals finding new homes, the Center easily set an all-time adoption record for the month of June (June 2010 and 2011 held 2nd and 3rd place, with 676 and 659 adoptions, respectively).

Our partners also came to the rescue this month by helping us find placement for 800 animals, with most of them very young (neonatal) kittens.

Adopted

Dogs	309	
Cats	412	
Total	721	721

Transferred

Dogs	273	
Cats	527	
Total	800	800

Returned Home

Dogs	199	
Cats	31	
Total	230	230

Humanely Euthanized

Dogs	77	
Cats	68	
Total	145	145

1751

$$1751 / 1896 = 92.35\%$$

Passed Away

Dogs	3	
Cats	16	
Total	19	

This month saw a sustained volume of adult dog intakes, climbing up above 700, which was considerably higher than June of last year (653). Many of these dogs came in with serious illnesses or injuries (at least 10 brought in suffered immediate, traumatic injuries and were humanely euthanized, at least 20 more were severely ill and unable to survive).

Kitten Season means overall an influx of cute and adoptable kittens, but it can also mean an influx of ill, injured, and abandoned kittens, all of whom struggle to survive. Of the 900 cats we took in, 68 were humanely euthanized, and 16 passed away in our care. The majority of the cats euthanized (35) had severe illnesses, including panleukopenia and renal failure. Others had suffered traumatic injuries, and several more were severely aggressive feral cats who were too unwell for placement options.

Figure 2.

Intakes 2012

Our operations are most directly impacted by animal intakes, and they often peak in the summer. Shown below are total companion animal intakes for this year to-date.

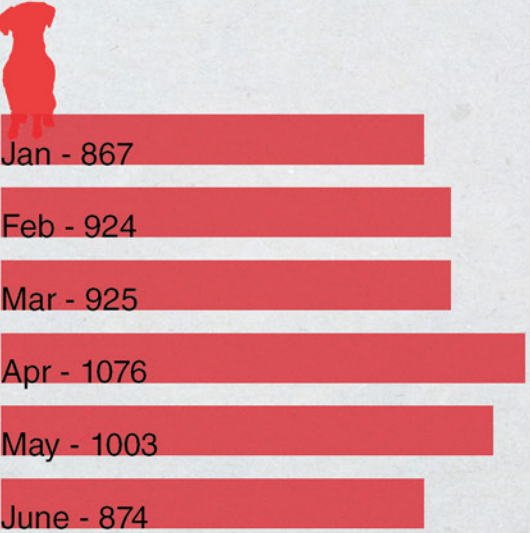
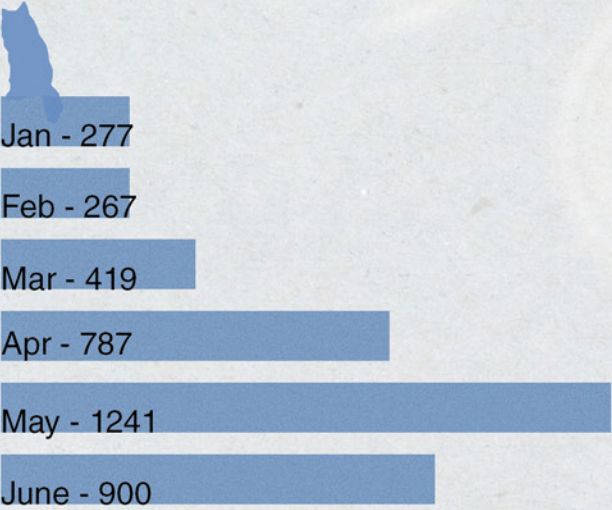


Figure 3.
Adoptions 2012

Total Live Outcome Rate





Our Achievements June

1,514

requests responded to by Animal Control
which led to 2,375 activities completed

.....

581

spay/neuters performed in-house
by an extraordinary vet services team

.....

57

feral/free-roaming cats fixed & relocated
via the Austin Humane Society's Stray Cat Relocation Program

.....


500+

animals housed in foster homes at any one time

.....

190

adopted from their foster homes



getapetnow.com
[fb]austinanimalservices
[twitter]@austinanimals