



**AUSTIN AIRPORT ADVISORY COMMISSION
MINUTES**

**REGULAR MEETING
TUESDAY, AUGUST 14, 2012**

The Austin Airport Advisory Commission convened in a regular meeting on Tuesday, August 14, 2012 at 2716 Spirit of Texas Drive, in Room 160 in Austin, Texas.

Chair Dale Murphy called the meeting to order at 5:05 p.m.

Commission Members in Attendance:

Dale Murphy, Chair	Steven Hart, Vice Chair	D'Ann Johnson, Secretary
George Farris	James Kelsey	Rose Marie Klee

Commission Members Absent:

Ernest Saulmon

Staff in Attendance:

Susana Carbajal, Dave Arthur, Kellye Mireles, Robert Hengst, Janice white, Perla Compton, Scott Madole, Michelle Moheet

Others Present:

Chris Coons, RW Armstrong
John Wepryk, COA, Public Works Department
Nate Granger, RS&H

1. CITIZENS COMMUNICATIONS: GENERAL

None.

2. APPROVAL OF MINUTES

The minutes from the meeting of July 10, 2012 were approved with changes on Vice Chair Steven Hart's motion, Commission Member George Farris' second on a 5-0 vote. Commission Member Ernest Saulmon and Commission Member James Kelsey were absent.

Approval of minutes with changes to 6.b.

6. b) Properties Lease Agreements – Dave Arthur, Assistant Director, Aviation Department. Commission member Rose Marie Klee and Secretary D'Ann Johnson were contacted by various parties on behalf of Wok-N-Roll. The tenant had recently taken out

a loan and wanted to continue with their lease. Dave Arthur explained the process that each concessionaire must go through to setup a concession at the airport. In 2008, the east food court concessions, Auntie Ann's, Wok-N-Roll and Waterloo, were offered an extension to their lease to 2017. As part of the agreement they had to spend \$100 per square foot in upgrades and do an assessment of their properties. They were given several extensions on the upgrades and deferred maintenance. Without completion of requirements, a letter was sent out after three years of extensions, telling them their lease would not be extended, but continue on a month to month basis if they finished all maintenance items and stayed in good standing.

3. STAFF BRIEFING, REPORTS AND PRESENTATIONS

- a) Planning & Engineering Capital Improvement Project Status Report Presentation was presented by Robert Hengst, Project Management Supervisor, Aviation Department. Robert Hengst hit on several highlights from Planning & Engineering projects.
- b) Finance & Operations Reports Presentation was presented by Dave Arthur, Assistant Director, Aviation Department.

Vice Chair Steven Hart left at 5:50 pm.

- c) GTSA Transactions Report Presentation was presented by Perla Compton, Grounds Transportation Manager, Aviation Department. Perla Compton discussed the GTSA Transactions for July 2012. See below for a year-to-year comparison.

YEAR TO YEAR COMPARISON			
SERVICE CATEGORY	JULY 2012	JULY 2011	% Increase/(decrease)
TAXICAB	21,737	23,548	(7.7%)
LIMOUSINE	2,100	1,755	19.7%
HOTEL SHUTTLE	3,572	2,755	29.7%
OTHER SHUTTLE	591	355	66.5%
CHARTER BUS	2	10	(80.0%)
OVERALL TOTAL	28,002	28,423	(1.5%)

4. ABIA Action Items

- a) Authorize execution of a construction contract with **THE BARR COMPANY, AIA**, for the ABIA Terminal Directories project in an amount not to exceed \$241,000.

The motion authorizing action item 4a was approved on Secretary D'Ann Johnson's motion, commission member George Farris' second on a 4-0 vote. Vice Chair Stephan Hart, Commission Member Ernest Saulmon and Commission Member James Kelsey were absent.

- b) Authorize award, negotiation, and execution of a 24-month requirements service contract with **THE JW GROUP, INC.**, or one of the other qualified offerors to RFP No. BKH0135, to provide information technology master plan services for the Aviation Department in an estimated amount not to exceed \$1,100,000.

The motion authorizing action item 4a was approved on Secretary D'Ann Johnson's motion, Commission Member George Farris' second on a 4-0 vote. Vice Chair Stephan Hart, Commission Member Ernest Saulmon and Commission Member James Kelsey were absent.

- c) Authorize award and execution of a 36-month requirements supply contract with **FORD AUDIO-VIDEO SYSTEMS, INC.** to provide replacement parts for innovative electronic designs (IED) announcement control system at the Austin Bergstrom International Airport for the Aviation Department in an estimated amount not to exceed \$201,213, with three 12-month extension options in estimated amounts not to exceed \$67,071 per extension option, for a total estimated contract amount not to exceed \$402,426.

The motion authorizing action item 4c was approved on Commission Member Rose Marie Klee's motion, Secretary D'Ann Johnson's second on a 4-0 vote. Vice Chair Stephan Hart, Commission Member Ernest Saulmon and Commission Member James Kelsey were absent.

- d) Authorize award and execution of four contracts through the Texas Local Government Purchasing Cooperative (BuyBoard) with **CLS EQUIPMENT CO.** for the purchase of one Ford E450 fully equipped TV inspection van body in an amount not to exceed \$143,554; **PHILPOTT MOTORS** for the purchase of 22 medium-duty service vehicles in an amount not to exceed \$1,052,840; **PROFESSIONAL TURF PRODUCTS** for the purchase of four mowers and a trailer in an amount not to exceed \$129,175; and **KIRBY SMITH MACHINERY, INC.** for the purchase of five vibratory rollers and one trailer in an amount not to exceed \$64,705 for various city departments.

The motion authorizing action item 4d was approved on Secretary D'Ann Johnson's motion, Commission Member Rose Marie Klee's second on a 4-0 vote. Vice Chair Stephan Hart, Commission Member Ernest Saulmon and Commission Member James Kelsey were absent.

- e) Authorize execution of a construction contract with **CHASCO CONTRACTING LTD, LLP / CHASCO CONSTRUCTORS, LTD, LLP**, for the ABIA New Employee Parking Lot project at the Austin-Bergstrom International Airport (ABIA) in an amount not to exceed \$6,984,973.95, plus a \$698,497 contingency for a total contract amount not to exceed \$7,683,470.95.

The motion authorizing action item 4e was approved on Secretary D'Ann Johnson's motion, Commission Member Rose Marie Klee's second on a 4-0 vote. Vice Chair Stephan Hart, Commission Member Ernest Saulmon and Commission Member James Kelsey were absent.

Commission Member James Kelsey arrived at 6:25 pm.

- f) Authorize negotiation and execution of a design agreement with **ACCONCI STUDIO INC.**, in an amount not to exceed \$140,000, for artwork for the Consolidated Rental Car Facility at Austin-Bergstrom International Airport.

The motion authorizing action item 4f was approved on Commission Member Rose Marie Klee's motion, Secretary D'Ann Johnson's second on a 5-0 vote. Vice Chair Stephan Hart and Commission Member Ernest Saulmon were absent.

5. NEW BUSINESS

- a) CONRAC Project Update – none.
- b) Open discussion on Taxi operations at the airport – update cab drivers on Formula1. Health screening went great. Taxi drivers gave 157 signed requests to Aviation Director, Jim Smith, asking for the ground transportation staging facility bathrooms remain open until the last flight arrives each evening.
- c) Status update on VOR checkpoint. Scott Madole, Airport Operations, Division Manager, reported that Austin-Bergstrom is not sufficient enough to utilize the checkpoint.

6. OLD BUSINESS (updates)

- a) Status of action items upon which the Commission has made a recommendation to Council.
(Please note the progress of the following items)

Approval of 2013 Proposed Operating Budget. *{Item went before City Council on August 1, 2012 and will be voted on September 10 – 12, 2012}.*

Authorize execution of a construction contract with **VIKING CONSTRUCTION, INC.**, for Presidential Boulevard Pavement Rehab and Resurfacing - Rebid project in the amount of \$885,790.18 plus a \$44,289.51 contingency, for a total contract amount not to exceed \$930,079.69. *[Item went before City Council on August 2, 2012 and passed.]*

Authorize execution of a construction contract with **JERDON ENTERPRISE, L.P.**, for Presidential Boulevard Roadway Safety and Security Improvements at the Austin-Bergstrom International Airport (ABIA) in an amount not to exceed \$3,690,112, plus a \$369,011 contingency for a total contract amount not to exceed \$4,059,123. *[Item went before City Council on August 2, 2012 and passed.]*

Authorize award and execution of a 36-month requirements service contract with **AUSTIN ARBORIST COMPANY, dba AUSTIN TREE EXPERTS; FOREVER GREEN TROPICALS PLANT LEASING, INC., dba FOREVER GREEN; RIOS TREE SERVICE, INC.; and UNITY CONTRACTOR SERVICES, INC.** (MBE), or one of the other qualified bidders for IFB-BV No. SAP0135, to provide tree-trimming and removal services for various City Departments in an estimated amount not to exceed \$3,602,000 each and combined, with three 12-month extension options in estimated amounts not to exceed \$1,286,100 for the first extension option, each and combined; \$1,332,405 for the second extension option, each and combined; and \$1,381,025 for the third extension option, each and combined; for a total estimated contract amount not to

exceed \$7,601,530 each and combined. *[Item scheduled to go before City Council on August 23, 2012.]*

Authorize award and execution of a 36-month requirements service contract with **COTHRON'S SAFE & LOCK, INC.** to provide security locking hardware maintenance and repair for various City Departments at various City locations, in an estimated amount not to exceed \$525,000, with three 12-month extension options in estimated amounts not to exceed \$175,000 per extension option, for a total estimated contract amount not to exceed \$1,050,000. *[Item went before City Council on August 2, 2012 and passed.]*

Authorize award and execution of a 36-month requirements service contract with **FACILITY SOLUTIONS GROUP, INC.** to provide electrical repairs and related services for various City Departments at various City locations, in an estimated amount not to exceed \$720,000, with three 12-month extension options in estimated amounts not to exceed \$240,000 per extension option, for a total estimated contract amount not to exceed \$1,440,000. *[Item scheduled to go before City Council on August 16, 2012.]*

Authorize award and execution of a 36-month requirements service contract with **THYSSENKRUPP AIRPORT SYSTEMS, dba THYSSEN AG** to provide operational and emergency repairs for passenger boarding bridges at the Austin-Bergstrom International Airport for the Aviation Department in an estimated amount not to exceed \$782,600, with three 12-month extension options in estimated amounts not to exceed \$371,520 for the first extension option, \$445,824 for the second extension option, and \$535,000 for the third extension option, for a total estimated contract amount not to exceed \$2,134,944. *[Item went before City Council on August 2, 2012 and passed.]*

- b) Properties Lease Agreements - Dave Arthur, Assistant Director, Aviation Department, gave a presentation on the proposals that had been asked for. All old telephone booths have been removed in the terminal. Several places have been identified where the phone booths were located – a kiosk can now be placed there. Dave Arthur also showed several other places where businesses could be located.
- c) General Aviation - Scott Madole, Airport Operations, Division Manager, gave update on Formula1 concerning general aviation. Michelle Moheet, IT Support, Division Manager, gave an update on internet access for pilots.

7. FUTURE AGENDA ITEMS

8. ADJOURNMENT

Motion to adjourn the meeting was made by Commission Member Rose Marie Klee, Commission Member George Farris' second on a 5-0 vote. Meeting was adjourned at 6:45 p.m.

Date of next meeting: September 11, 2012

AVIATION PROJECTS STATUS REPORT

Wednesday, September 05, 2012

1 - Preliminary

Project Name: ABIA Parking Operations Improvements

DOA PM:	Janice White	PWD PM:	Robert Pirtle	Estimate:	\$1,290,000
FDU Number:	4910-8107-3186	Sub-project ID:	6001.070	ABIA Number:	L3186
Project Status:	Design NTP issued. Sub consultant issue to be resolved.				

Project Name: ARFF Building Roof Leak Repairs/Replacement

DOA PM:	Dale Thompson	PWD PM:	Craig Russell	Estimate:	\$453,000
FDU Number:	4910-8107-3211	Sub-project ID:	6000.060	ABIA Number:	P3211
Project Status:	Rotation List consulting firm of Amtech Building Sciences, Inc. has submitted a fee proposal, which is being reviewed.				

Project Name: Terminal East Infill Project

DOA PM:	Robert Mercado	PWD PM:	Burton Jones	Estimate:	\$2,600,000
FDU Number:	4910-8107-3215	Sub-project ID:	5415.065	ABIA Number:	T3215
Project Status:	Design Criteria Manual (DCM) completed on April 5. RFQ for Design-Builder for the Project issued on April 30. Responses received June 12, 2012, evaluated by the Selection Committee and shortlisted. Interviews of shortlisted firms is September 13.				

Project Name: CONRAC AIPP

DOA PM:	Janice White	PWD PM:	Robert Pirtle	Estimate:	\$1,800,000
FDU Number:	4910-8107-3228	Sub-project ID:	6001.066	ABIA Number:	L3228
Project Status:	Vito Acconci has been selected by the AIPP panel as the artist. Kickoff meeting scheduled in early October.				

Project Name: De-icing Storage Facility

DOA PM:	Carrie Stefanelli	PWD PM:		Estimate:	\$340,000
FDU Number:	4910-8107-3230	Sub-project ID:	6000.063	ABIA Number:	A3230
Project Status:	Preliminary planning is ongoing.				

Project Name: FAA Ductbank Relocation

DOA PM:	Dale Thompson	PWD PM:	Alison von Stein	Estimate:	\$1,350,000
FDU Number:	4910-8107-3231	Sub-project ID:	6000.064	ABIA Number:	A3231
Project Status:	RS&H proposal for design services received on 8/27/12 and is being reviewed.				

2 - Design/Study

Project Name: Drainage Master Plan

DOA PM: Joe Medici PWD PM: Robert Pirtle Estimate: \$750,000
 FDU Number: 4910-8107-3139 Sub-project ID: 5702.007 ABIA Number: M3139
 Project Status: CDM has provided draft technical guidance manual for staff review on 8/24/12. Comments due back on 9/7/12.

Project Name: Cooling Tower Repairs

DOA PM: Rohini Kumarage PWD PM: N/A Estimate: \$370,000
 FDU Number: 4910-8107-3143 Sub-project ID: 6001.063 ABIA Number: P3143
 Project Status: Rohini Kumarage reassigned as project manager. NTP was issued to Encotech for permitting process. Scheduled to submit application for permit on Sep 4th. Anticipating permit by Oct/12 for construction to begin in December. (the construction will be during cooler weather). Encotech has subcontracted MWM for the permitting phase.

Project Name: Environmental Management System

DOA PM: Kane Carpenter PWD PM: Estimate: \$600,000
 FDU Number: 4910-8107-3151 Sub-project ID: 5702.008 ABIA Number: M3151
 Project Status: RS&H will update the Spill Prevention Control & Countermeasures plan, develop a template for Emissions Dispersion Modeling System reporting, and generate potential to emit calculations for the generators.

Project Name: ABIA Parking Garage and Rental Car Facility (CONRAC)

DOA PM: Janice White PWD PM: Robert Pirtle Estimate: \$1,640,000
 FDU Number: 4910-8107-3162 Sub-project ID: 6001.006 ABIA Number: L3162
 Project Status: Project schedule established through November 2012. Project in Phase 1 Design Development Phase. COA Permitting meetings continuing to be held. AIPP artist approved by city council. CONRAC DD progress meetings held monthly. Additional Owner parking, landside circulation, security and environmental meetings held. D/B team weekly GoTo meeting updates/issues log held weekly with ABIA. Lease and concession agreements 'final' sent to RACs. Finance team meeting held/schedule established for completion. PGAL/Ricondo south parking plazas study is complete.

Project Name: Terminal Area Spall Improvements

DOA PM: Rohini Kumarage PWD PM: Robert Pirtle Estimate: \$620,000
 FDU Number: 4910-8107-3172 Sub-project ID: 5415.054 ABIA Number: T3172
 Project Status: Datum Engineers has evaluated for emergency repairs and work has been completed. On 9/6 Datum will perform an extensive on-site evaluation.

Project Name: ABIA Terminal Fire Protection Improvements - Ph. 2

DOA PM: Richard Chaney PWD PM: Robert Pirtle Estimate: \$5,700,000
 FDU Number: 4910-8107-3176 Sub-project ID: 5415.056 ABIA Number: T3176
 Project Status: Design moving forward, 60% scheduled for 27-Sep. Project and phasing plan to be presented to tenants at 19-Sep tenant meeting.

Project Name: Wildlife Hazard Assessment - Grant 54

DOA PM: Joe Medici PWD PM: Jules Parrish Estimate: \$266,667
 FDU Number: 4910-8107-3179 Sub-project ID: 6000.054 ABIA Number: M3179
 Project Status: Final WHA Report submitted to the FAA on 4/11/12. Airport awaiting response from FAA on WHA report. Draft WHMP report received from consultant on May 16, 2012. Draft report was distributed to staff for review and comment. Comments provided to consultant for inclusion/revision of WHMP on 8/22/12.

AVIATION PROJECTS STATUS REPORT

Wednesday, September 05, 2012

Project Name: Bldg. 6005 Improvements - Phase II (P&E)

DOA PM: Janice White PWD PM: Robert Pirtle Estimate: \$2,250,000

FDU Number: 4910-8107-3217 Sub-project ID: 6001.084 ABIA Number: L3217

Project Status: Design for LRC (Bldg. 6010) HVAC is being done as a part of this project; construction will be with another FDU in FY2013. Phase 2 project meetings held every other week. LEED meetings and process is continuing. Design development comments returned to team.
Additional HVAC information is to be submitted to facilitate additional decision making.

Project Name: Ground Support Equipment Electrification

DOA PM: Carrie Stefanelli PWD PM: Estimate: \$500,000

FDU Number: 4910-8107-3218 Sub-project ID: 5415.067 ABIA Number: T3218

Project Status: Still preparing specification for bid.

Project Name: Special Events

DOA PM: Joe Medici PWD PM: Robin Camp Estimate: \$800,000

FDU Number: 4910-8107-3225 Sub-project ID: 6501.029 ABIA Number: M3225

Project Status: Checkpoint 4 project: construction anticipated to begin week of Sept 24th and run approx. 6 weeks. CBP facility modifications: anticipate construction to start week of Sept. 24th and run approx. until 1st week of Nov. 2012. RW-A developed 6 alternatives for curbside analysis effort and staff met on 8/30/12 to discuss. Consultant continues to work with staff on all special events-related issues to include parking, transportation logistics, aircraft parking options.

Project Name: BHS assessment and East EDS

DOA PM: Robert Hengst PWD PM: Estimate: \$325,000

FDU Number: 4910-8107-3232 Sub-project ID: Pending ABIA Number: T3232

Project Status: Project kickoff was held 8/28. Preliminary design ongoing.

AVIATION PROJECTS STATUS REPORT

Wednesday, September 05, 2012

3 - Bid/Award

Project Name: Information Technology Master Plan

DOA PM: Robert Mercado PWD PM: Estimate: \$1,100,000
FDU Number: 4910-8107-3188 Sub-project ID: 6001.072 ABIA Number: M3188
Project Status: RFP issued in January. Evaluation team has selected the finalist out of 3 responses. Final price has been negotiated and established. Awaiting approval from City Council for award of contract.

Project Name: Terminal Improvements and Repairs - FY 2011

DOA PM: Robert Hengst PWD PM: Burton Jones Estimate: \$5,400,000
FDU Number: 4910-8107-3190 Sub-project ID: 5415.059 ABIA Number: T3190
Project Status: Bidding ongoing.

Project Name: New Employee Parking Lot

DOA PM: Dale Thompson PWD PM: John Wepryk Estimate: \$9,700,000
FDU Number: 4910-8107-3195 Sub-project ID: 6001.074 ABIA Number: L3195
Project Status: Bid opening held on 7/26 and Chasco Contractors was the low bidder. Contract award scheduled for the Sep 27th council meeting.

Project Name: IS Security System Upgrade Migration

DOA PM: Michelle Moheet PWD PM: Estimate: \$200,000
FDU Number: 4910-8107-3200 Sub-project ID: 6001.077 ABIA Number: P3200
Project Status: Solicitation initiated.

Project Name: IS Sec. Workstations & Archive Servers

DOA PM: Michelle Moheet PWD PM: Estimate: \$215,000
FDU Number: 4910-8107-3201 Sub-project ID: 6001.078 ABIA Number: P3201
Project Status: Solicitation initiated.

Project Name: Terminal Directories

DOA PM: Janice White PWD PM: Robin Camp Estimate: \$400,000
FDU Number: 4910-8107-3226 Sub-project ID: 5415.069 ABIA Number: T3226
Project Status: Barr Construction approved at August City council meeting. Currently in contract phase with COA. Anticipate late September start with submittals and schedule for review.

4 - Construction/Execution

Project Name: Airside Demolition

DOA PM: Dale Thompson PWD PM: Darryl Haba Estimate: \$775,000
 FDU Number: 4910-8107-3125 Sub-project ID: 6000.045 ABIA Number: A3125
 Project Status: Preparation for demo of Bldg 8145 has begun. Temporary AOA fence has been installed. Contractor in the process of obtaining a demo permit.

Project Name: Noise Mitigation Program Implementation - Grant 40

DOA PM: Melinda Ruby PWD PM: Estimate: \$5,100,000
 FDU Number: 4910-8107-3132 Sub-project ID: 5696.001 ABIA Number: N3132
 Project Status: MOBILE HOME PARK: Of the thirty-eight (38) mobile homes in the park, twenty-four (24) have been purchased. Fourteen (14) mobile homes remain to be purchased. Asbestos abatement and demolition has been completed on fourteen (14) of the homes. The next round of abatement and demolition of homes will be completed in early October, 2012. We continue to assist homeowners who are unlawfully present in the U.S. but who have children who are U.S. citizens. We have been assisting them with obtaining tax ID numbers, finding housing, and seeking approval from lenders and landlords, including providing translation services. In addition, we are assisting homeowners with poor credit and low income to obtain replacement housing.
 LAWSUIT: SH71 Partners filed a lawsuit to void their escrow agreement and receive all escrow funds. The City has filed a motion to dismiss. It is unknown when the judge will make a ruling.
 AUCTION: We are currently holding a sealed bid auction for 5 separate tracts of land. Bids are due October 10, 2012. Informational signs have been erected at each site and advertisements have been placed in the Austin American Statesman and Austin Business Journal. The auction website can be viewed at <http://www.austintexas.gov/page/city-owned-property-sale>

AUDIT

The Noise Program is currently being audited by the Certified Public Accountant firm of Montemayor Hill. The firm was hired by the City of Austin in order to fulfill the requirements of the Single Audit Act. The Act's objective is to provide assurance to the government as to the management, compliance and use of federal funds by the City.

Project Name: Noise Mitigation Program Implementation - Grant 44

DOA PM: Melinda Ruby PWD PM: Estimate: \$1,834,511
 FDU Number: 4910-8107-3137 Sub-project ID: 5696.001 ABIA Number: N3137
 Project Status: Refer to N3132 for Project Status.

Project Name: IS Bldg 7355 Fire Protection Improvements

DOA PM: Robert Mercado PWD PM: Robert Pirtle Estimate: \$1,200,000
 FDU Number: 4910-8107-3141 Sub-project ID: 6001.062 ABIA Number: P3141
 Project Status: Bids were received on February 9. Awarded to Mid-State Plumbing for \$498,000. With 10% contingency, the contract amount to be \$547,800. Approved by City council on April 26. Notice to Proceed (NTP) issued on May 30 with official start date of June 11, 2012. Contractor is onsite working with Substantial Completion currently scheduled for October 8.

Project Name: Airfield Lighting Control and Monitoring System - Grant 55

DOA PM: Dale Thompson PWD PM: Robin Camp Estimate: \$1,200,000
 FDU Number: 4910-8107-3142 Sub-project ID: 6000.047 ABIA Number: A3142
 Project Status: Contractor working on punchlist items.

AVIATION PROJECTS STATUS REPORT

Wednesday, September 05, 2012

Project Name: General Aviation Apron Rehabilitation

DOA PM: Robert Hengst PWD PM: Craig Russell Estimate: \$650,000
FDU Number: 4910-8107-3147 Sub-project ID: 6000.050 ABIA Number: A3147
Project Status: Project is now in pahses 16 and 21. It is the areas down toward the T-Hangers. There is a phase 8.1 which is scheduled to be completed on Sept 15th (Sat) as requested by Greg A from Signature. So far all is going well. Carlos is keeping them straight.

Project Name: Noise Mitigation Program Implementation - Grant 50

DOA PM: Melinda Ruby PWD PM: Estimate: \$5,887,907
FDU Number: 4910-8107-3150 Sub-project ID: 5696.001 ABIA Number: N3150
Project Status: Refer to N3132 for Project Status.

Project Name: Noise Mitigation Program Implementation - Grant 46

DOA PM: Melinda Ruby PWD PM: Estimate: \$2,388,476
FDU Number: 4910-8107-3154 Sub-project ID: 5696.001 ABIA Number: N3154
Project Status: Refer to N3132 for Project Status.

Project Name: Noise Mitigation Program Implementation - Grant 51

DOA PM: Melinda Ruby PWD PM: Estimate: \$2,575,000
FDU Number: 4910-8107-3157 Sub-project ID: 5696.001 ABIA Number: N3157
Project Status: Refer to N3132 for Project Status.

Project Name: IS Building 7355 Emergency Power Improvements

DOA PM: Rohini Kumarage PWD PM: Burton Jones Estimate: \$1,200,000
FDU Number: 4910-8107-3163 Sub-project ID: 6001.067 ABIA Number: P3163
Project Status: The scope proposal was submitted. Requested engineer to combine preliminary and 30% as one phase. The final proposal including cost and scope will be submitted to the sponsor by 29th of August.

Project Name: Terminal Expansion Joint Improvements

DOA PM: Rohini Kumarage PWD PM: Craig Russell Estimate: \$675,000
FDU Number: 4910-8107-3167 Sub-project ID: 5415.049 ABIA Number: T3167
Project Status: Approved JOC proposal submitted by Alpha Building Corporation .
The kick off meeting was held on for August 7th. The contract is pending. Tentative date to begin work 9/10/12. Once the contract is signed, the contractor will send submittals for approval to the architect. Total # of 23 joints, and average time frame will be 1wk/joint . Estimated construction time will be 125 working days. On 8/28 a meeting was held to hand over the project to Craig Russell as PM.(PWD)

Project Name: Terminal HVAC Unit Access Improvements

DOA PM: Ben Avila PWD PM: Burton Jones Estimate: \$2,000,000
FDU Number: 4910-8107-3171 Sub-project ID: 5415.053 ABIA Number: T3171
Project Status: NO CHANGE
Construction is ongoing.
Project construction contract Sub-Comp date is currently February 13, 2013

Project Name: ABIA Campus Signage Improvements Phase 2

DOA PM: Janice White PWD PM: Robin Camp Estimate: \$2,650,000
FDU Number: 4910-8107-3180 Sub-project ID: 6001.068 ABIA Number: L3180
Project Status: Weekly construction meetings are being held. Submittals are in progress. Contractor has begun on site work. Contractor has submitted updated schedule. Contractor to submit more detailed work plan. Construction coordination onging.

AVIATION PROJECTS STATUS REPORT

Wednesday, September 05, 2012

Project Name: Terminal Job Order Contracting - Various

DOA PM: Robert Hengst PWD PM: Estimate: \$450,000
FDU Number: 4910-8107-3191 Sub-project ID: 5415.060 ABIA Number: T3191.03
Project Status: Gas piping and security doors construction complete.
Bulk Water Station - NTP issued with pre-construction meeting scheduled for 8/12.

Project Name: Presidential Boulevard Roadway Safety and Security Improvements - Grant 57

DOA PM: Robert Hengst PWD PM: Alison von Stein Estimate: \$4,650,000
FDU Number: 4910-8107-3196 Sub-project ID: 6001.075 ABIA Number: L3196
Project Status: Pre-construction meeting scheduled for 9/6.

Project Name: Presidential Blvd Pavement Rehab and Resurfacing - Grant 57

DOA PM: Rohini Kumarage PWD PM: Larry Mendez Estimate: \$1,400,000
FDU Number: 4910-8107-3206 Sub-project ID: 6001.082 ABIA Number: L3206
Project Status: Weekly progress meetings will be held on Tuesdays at 7:00 am . The submittals are being reviewed by the engineer. GC was delayed in submitting submittals to engineer. Discussions were held regarding pavement design (RFI 1 and 2). Approved to use Type B in lieu of flexible base. Requested GC to submit submittals for Type B . Finalizing RFI 1 and 2 by the engineer.

Project Name: ARFF Vehicle - 3000 Gallon - Grant 56

DOA PM: Shane Harbinson PWD PM: Estimate: \$850,000
FDU Number: 4910-8107-3210 Sub-project ID: 6501.028 ABIA Number: P3210
Project Status: Awaiting delivery February/March 2013.

Project Name: Airfield Security Fence Improvements

DOA PM: Chris Graham PWD PM: Estimate: \$346,000
FDU Number: 4910-8107-3212 Sub-project ID: 6000.061 ABIA Number: A3212
Project Status: Project is in Phase 2 at this time. Contract had some personnel issues. Only one person was able to be badged at this time. Now, Austin Energy need to have two sub stations fenced in. There will be slow work at this time until September 24th.

Project Name: Passenger Boarding Bridges Air Units

DOA PM: Mike Robinson PWD PM: Estimate: \$1,830,000
FDU Number: 4910-8107-3224 Sub-project ID: 6000.062 ABIA Number: A3224
Project Status: Construction begins 9/5.

TENANT PROJECTS STATUS REPORT

Wednesday, September 05, 2012

1 - Preliminary

Project Name: Ascend Hangar Facility Development

Project Sponsor/Client: Ascend

DOA PM: Richard Chaney

ABIA Number: F5001.01

Sub-project ID:

Estimate: \$0

Project Status: Mediation hearing resulted in ABIA studying the feasibility of relocating FAA duct bank. PER due by RS&H mid October.

TENANT PROJECTS STATUS REPORT

Wednesday, September 05, 2012

2 - Design

Project Name: AT&T

Project Sponsor/Client: AT&T

DOA PM: Richard Chaney

ABIA Number: F3001.02

Sub-project ID:

Estimate: \$0

Project Status: Finalizing plans, license agreement and exhibits. Tentative completion date EOY 2012.

Project Name: Hertz Gold Choice Exit Upgrades

Project Sponsor/Client: Hertz

DOA PM: Richard Chaney

ABIA Number: F8009.05

Sub-project ID:

Estimate: \$0

Project Status: Design is complete. Design package to be returned to tenant for permitting.

Project Name: Jet Black FBO

Project Sponsor/Client: Jet Black

DOA PM: Richard Chaney

ABIA Number: F5006.01

Sub-project ID:

Estimate: \$20,000,000

Project Status: 60% design scheduled for 21-Sep. FAA airspace notification submitted 16-Aug.

TENANT PROJECTS STATUS REPORT

Wednesday, September 05, 2012

3 - Bid/Award

Project Name: UA/CO GSE Relocation

Project Sponsor/Client: United Airlines

DOA PM: Richard Chaney

ABIA Number: F1018.20

Sub-project ID:

Estimate: \$0

Project Status: No update from airline.
COA Permitting

TENANT PROJECTS STATUS REPORT

Wednesday, September 05, 2012

4 - Construction/Execution

Project Name: ACE Signage

Project Sponsor/Client: ACE

DOA PM: Richard Chaney

ABIA Number: F8001.02

Sub-project ID:

Estimate: \$0

Project Status: N/C

Project Name: Alamo/National SSK Replacement

Project Sponsor/Client:

DOA PM: Richard Chaney

ABIA Number: F8003.04

Sub-project ID:

Estimate: \$0

Project Status: Installation has been delayed.

Project Name: Armed Forces Reserve Center & Vehicle Maintenance Facility

Project Sponsor/Client: AFRC VMF

DOA PM: Richard Chaney

ABIA Number: F6005.02

Sub-project ID:

Estimate: \$41,500,000

Project Status: Project continues to move forward without any major issues.

Project Name: DNC Annie's Café

Project Sponsor/Client: DNC

DOA PM: Richard Chaney

ABIA Number: F4005.26

Sub-project ID:

Estimate: \$400,000

Project Status: Project design complete, documents have been submitted to permitting. Tentative construction date for demo only is 10-Sep-2012.

Project Name: Hertz Service Counter Improvements & Back Wall Signage

Project Sponsor/Client:

DOA PM: Richard Chaney

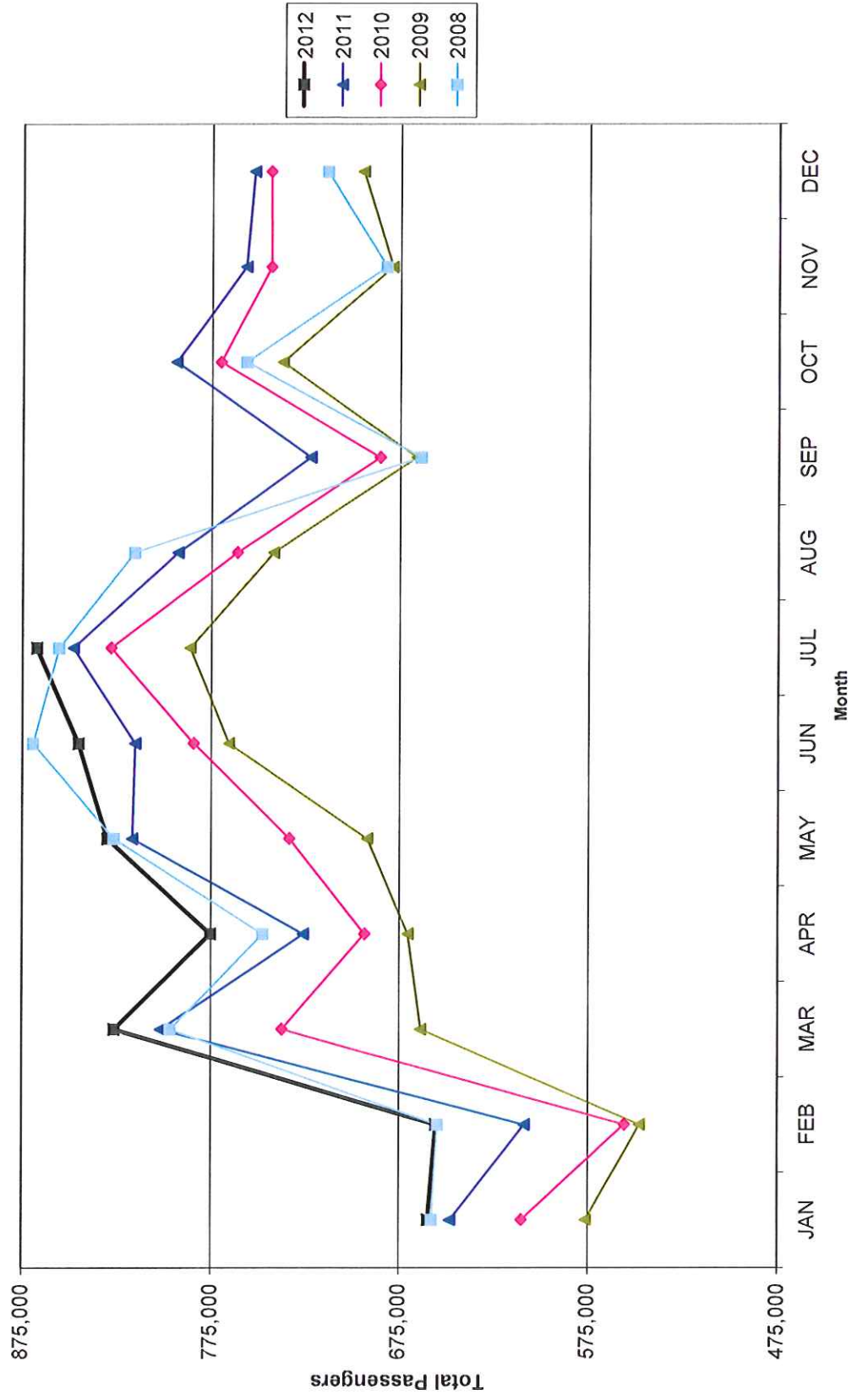
ABIA Number: F8009.03

Sub-project ID:

Estimate: \$0

Project Status: Installation has been delayed.

AUSTIN PASSENGER TRAFFIC
Calendar Year 2012 vs 2011



Austin-Bergstrom International Airport

Aviation Activity Report

Calendar Year 2012 vs 2011

	07/2012	07/2011	Percent Change	01/2012 - 07/2012	01/2011 - 07/2011	Percent Change
<u>Passenger Activity</u>						
Domestic Enplaned Revenue	417,818	411,300	1.58	2,664,648	2,567,351	3.79
Domestic Deplaned Revenue	421,278	409,486	2.88	2,649,978	2,549,231	3.95
International Enplaned Revenue	2,548	1,421	79.31	5,831	3,677	58.58
International Deplaned Revenue	2,722	1,499	81.59	5,670	3,908	45.09
Domestic Enplaned Non-Revenue	12,198	12,955	-5.84	68,975	72,127	-4.37
Domestic Deplaned Non-Revenue	10,684	11,384	-6.15	63,548	67,260	-5.52
International Enplaned Non-Revenue	0	7	-100.00	0	30	-100.00
International Deplaned Non-Revenue	0	2	-100.00	0	6	-100.00
South Terminal-Intl Enplaned Revenue	0	0	0.00	0	0	0.00
South Terminal-Intl Deplaned Revenue	0	0	0.00	0	0	0.00
South Terminal-Intl Enplaned Non-Revenue	0	0	0.00	0	0	0.00
South Terminal-Intl Deplaned Non-Revenue	0	0	0.00	0	0	0.00
Passenger Totals	867,248	848,054	2.26	5,458,650	5,263,590	3.71

CURRENT PASSENGER RECORD = 869,308

RECORD SET = JUNE 2008

Aircraft Operations

Air Carrier	8,597	8,216	4.64	56,619	55,574	1.88
Commuter & Air Taxi	1,271	1,338	-5.01	9,149	10,559	-13.35
Military	440	457	-3.72	3,294	4,061	-18.89
General Aviation						
Itinerant	3,617	4,060	-10.91	28,584	32,588	-12.29
Local	216	378	-42.86	1,280	2,080	-38.46
Total G.A.	3,833	4,438	-13.63	29,864	34,668	-13.86
Total Operations	14,141	14,449	-2.13	98,926	104,862	-5.66

Austin-Bergstrom International Airport

Aviation Activity Report

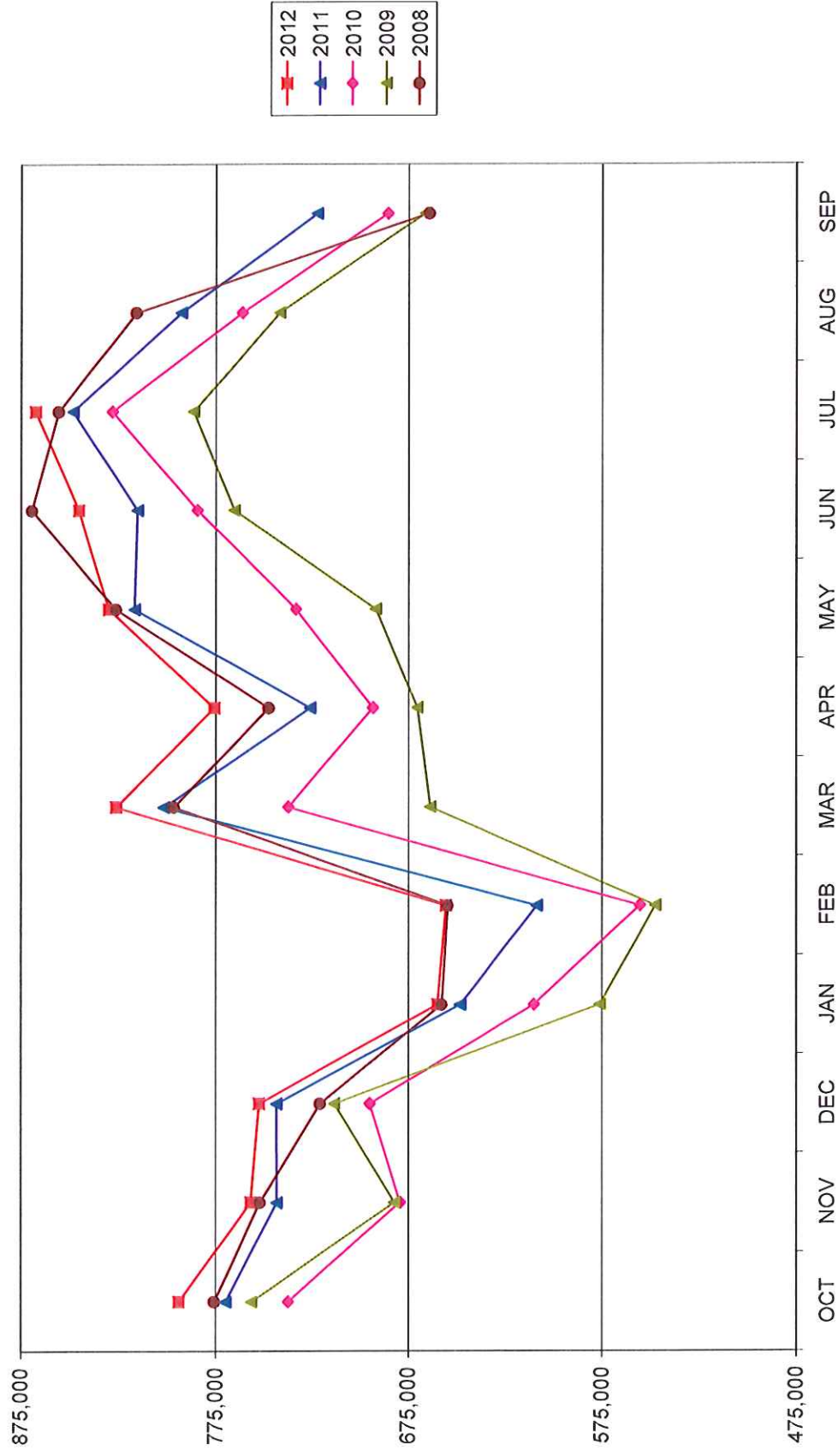
Calendar Year 2012 vs 2011

	07/2012	07/2011	Percent Change	01/2012 - 07/2012	01/2011 - 07/2011	Percent Change
<u>Cargo Activity</u>						
Mail						
Domestic Enplaned Mail	78,040	102,416	-23.80	554,198	910,851	-39.16
Domestic Deplaned Mail	197,329	174,479	13.10	1,170,620	1,844,315	-36.53
International Enplaned Mail	0	0	0.00	0	0	0.00
International Deplaned Mail	0	0	0.00	0	0	0.00
South Terminal-Intl Enplaned Mail	0	0	0.00	0	0	0.00
South Terminal-Intl Deplaned Mail	0	0	0.00	0	0	0.00
Mail Totals	275,369	276,895	-0.55	1,724,818	2,755,166	-37.40
Cargo						
Domestic Enplaned Cargo	4,851,147	5,441,670	-10.85	35,545,447	36,397,276	-2.34
Domestic Deplaned Cargo	5,213,507	5,343,684	-2.44	39,172,332	36,026,345	8.73
International Enplaned Cargo	343,116	367,568	-6.65	2,669,370	2,909,506	-8.25
International Deplaned Cargo	338,968	347,911	-2.57	2,436,430	2,700,008	-9.76
South Terminal-Intl Enplaned Cargo	0	0	0.00	0	0	0.00
South Terminal-Intl Deplaned Cargo	0	0	0.00	0	0	0.00
Cargo Totals	10,746,738	11,500,833	-6.56	79,823,579	78,033,135	2.29
Belly Freight						
Domestic Enplaned Belly Freight	676,552	457,400	47.91	3,741,282	3,278,186	14.13
Domestic Deplaned Belly Freight	548,972	405,539	35.37	3,243,495	3,517,670	-7.79
International Enplaned Belly Freight	0	0	0.00	0	0	0.00
International Deplaned Belly Freight	0	0	0.00	0	0	0.00
South Terminal-Intl Enplaned Belly Frt	0	0	0.00	0	0	0.00
South Terminal-Intl Deplaned Belly Frt	0	0	0.00	0	0	0.00
Belly Freight Totals	1,225,524	862,939	42.02	6,984,777	6,795,856	2.78
Cargo Totals (Mail, Cargo, Belly Freight)	12,247,631	12,640,667	-3.11	88,533,174	87,584,157	1.08

CURRENT CARGO RECORD = 40,215,518

RECORD SET = MARCH 2001

AUSTIN PASSENGER TRAFFIC Fiscal Year 2012 vs 2011



Austin-Bergstrom International Airport

Aviation Activity Report

Fiscal Year 2012 vs 2011

	07/2012	07/2011	Percent Change	01/2012 - 07/2012	01/2011 - 07/2011	Percent Change
<u>Passenger Activity</u>						
Domestic Enplaned Revenue	417,818	411,300	1.58	2,664,648	2,567,351	3.79
Domestic Deplaned Revenue	421,278	409,486	2.88	2,649,978	2,549,231	3.95
International Enplaned Revenue	2,548	1,421	79.31	5,831	3,677	58.58
International Deplaned Revenue	2,722	1,499	81.59	5,670	3,908	45.09
Domestic Enplaned Non-Revenue	12,198	12,955	-5.84	68,975	72,127	-4.37
Domestic Deplaned Non-Revenue	10,684	11,384	-6.15	63,548	67,260	-5.52
International Enplaned Non-Revenue	0	7	-100.00	0	30	-100.00
International Deplaned Non-Revenue	0	2	-100.00	0	6	-100.00
South Terminal-Intl Enplaned Revenue	0	0	0.00	0	0	0.00
South Terminal-Intl Deplaned Revenue	0	0	0.00	0	0	0.00
South Terminal-Intl Enplaned Non-Revenue	0	0	0.00	0	0	0.00
South Terminal-Intl Deplaned Non-Revenue	0	0	0.00	0	0	0.00
Passenger Totals	867,248	848,054	2.26	5,458,650	5,263,590	3.71

CURRENT PASSENGER RECORD = 869,308

RECORD SET = JUNE 2008

Aircraft Operations

Air Carrier	8,597	8,216	4.64	56,619	55,574	1.88
Commuter & Air Taxi	1,271	1,338	-5.01	9,149	10,559	-13.35
Military	440	457	-3.72	3,294	4,061	-18.89
General Aviation						
Itinerant	3,617	4,060	-10.91	28,584	32,588	-12.29
Local	216	378	-42.86	1,280	2,080	-38.46
Total G.A.	3,833	4,438	-13.63	29,864	34,668	-13.86
Total Operations	14,141	14,449	-2.13	98,926	104,862	-5.66

Austin-Bergstrom International Airport

Aviation Activity Report

Fiscal Year 2012 vs 2011

	07/2012	07/2011	Percent Change	01/2012 - 07/2012	01/2011 - 07/2011	Percent Change
<u>Cargo Activity</u>						
Mail						
Domestic Enplaned Mail	78,040	102,416	-23.80	554,198	910,851	-39.16
Domestic Deplaned Mail	197,329	174,479	13.10	1,170,620	1,844,315	-36.53
International Enplaned Mail	0	0	0.00	0	0	0.00
International Deplaned Mail	0	0	0.00	0	0	0.00
South Terminal-Intl Enplaned Mail	0	0	0.00	0	0	0.00
South Terminal-Intl Deplaned Mail	0	0	0.00	0	0	0.00
Mail Totals	275,369	276,895	-0.55	1,724,818	2,755,166	-37.40
Cargo						
Domestic Enplaned Cargo	4,851,147	5,441,670	-10.85	35,545,447	36,397,276	-2.34
Domestic Deplaned Cargo	5,213,507	5,343,684	-2.44	39,172,332	36,026,345	8.73
International Enplaned Cargo	343,116	367,568	-6.65	2,669,370	2,909,506	-8.25
International Deplaned Cargo	338,968	347,911	-2.57	2,436,430	2,700,008	-9.76
South Terminal-Intl Enplaned Cargo	0	0	0.00	0	0	0.00
South Terminal-Intl Deplaned Cargo	0	0	0.00	0	0	0.00
Cargo Totals	10,746,738	11,500,833	-6.56	79,823,579	78,033,135	2.29
Belly Freight						
Domestic Enplaned Belly Freight	676,552	457,400	47.91	3,741,282	3,278,186	14.13
Domestic Deplaned Belly Freight	548,972	405,539	35.37	3,243,495	3,517,670	-7.79
International Enplaned Belly Freight	0	0	0.00	0	0	0.00
International Deplaned Belly Freight	0	0	0.00	0	0	0.00
South Terminal-Intl Enplaned Belly Frt	0	0	0.00	0	0	0.00
South Terminal-Intl Deplaned Belly Frt	0	0	0.00	0	0	0.00
Belly Freight Totals	1,225,524	862,939	42.02	6,984,777	6,795,856	2.78
Cargo Totals (Mail, Cargo, Belly Freight)	12,247,631	12,640,667	-3.11	88,533,174	87,584,157	1.08

CURRENT CARGO RECORD = 40,215,518

RECORD SET = MARCH 2001

CITY OF AUSTIN
AUSTIN-BERGSTROM INTERNATIONAL AIRPORT
Airport Operating Fund 5070
Operating Income Statement - For Internal Use Only
Fiscal Year to Date for 10 Months ended July 31, 2012

	FY2011 Period 13 Actuals	FY2012 Amended Budget	Budget Annualized 10 months	FY2012 Year to Date w/ Encumb	Y-T-D Variance Fav (Unfav)	Y-T-D % Variance Fav (Unfav)
REVENUE						
AIRLINE REVENUE						
Landing Fees	19,402,479	20,282,000	16,901,667	15,878,097	(1,023,570)	(6.1%)
Terminal Rental & Other Fees	18,998,697	20,690,000	17,241,667	17,034,370	(207,297)	(1.2%)
TOTAL AIRLINE REVENUE	38,401,176	40,972,000	34,143,334	32,912,467	(1,230,867)	(3.6%)
NON-AIRLINE REVENUE						
Parking	27,854,382	26,422,000	22,018,333	25,292,870	3,274,537	14.9%
Other Concessions	16,435,685	16,267,000	13,555,833	14,847,128	1,291,295	9.5%
Other Rentals and Fees	6,620,384	6,367,000	5,305,833	5,626,432	320,599	6.0%
TOTAL NON-AIRLINE REVENUE	50,910,451	49,056,000	40,879,999	45,766,430	4,886,431	12.0%
TOTAL OPERATING REVENUE	89,311,627	90,028,000	75,023,333	78,678,897	3,655,564	4.9%
OPERATING REQUIREMENTS						
Fac Mgmt, Ops and Airport Security	33,386,326	35,997,486	29,996,706	28,737,978	1,258,728	4.2%
Airport Planning and Development	1,565,600	1,648,359	1,373,578	1,651,733	(278,155)	(20.3%)
Support Services	9,319,941	10,380,139	8,649,769	8,225,056	424,713	4.9%
Business Services	9,772,144	9,440,813	7,867,029	7,137,832	729,197	9.3%
TOTAL OPERATING EXPENSES	54,044,011	57,466,797	47,887,082	45,752,599	2,134,483	4.5%
OTHER REQUIREMENTS						
Workers' Compensation	333,827	329,622	274,674	274,680	(6)	(0.0%)
Citywide Administrative Support	1,697,020	1,563,714	1,303,043	1,303,095	(52)	(0.0%)
Communications & Technology Mgmt	1,465,059	1,201,393	1,001,121	1,001,160	(39)	(0.0%)
Accrued Payroll	91,467	55,800	46,498	46,500	(2)	(0.0%)
Additional Retirement Contribution	913,828	1,284,727	1,070,563	1,007,513	63,050	5.9%
Compensation Adjustment	21,700	22,425	18,687	13,545	5,142	27.5%
Wage Adjustment Market	0	98,914	82,425	0	82,425	100.0%
Liability Reserve	23,000	20,000	16,666	16,660	6	0.0%
Operating Reserve	627,561	291,000	242,490	135,988	106,502	43.9%
CTECC	57,161	141,930	118,270	118,275	(5)	(0.0%)
Trunked Radio Allocation	112,874	89,190	74,322	74,320	2	0.0%
TOTAL OTHER REQUIREMENTS	5,343,497	5,098,715	4,248,759	3,991,736	257,023	6.0%
TOTAL OPERATING REQUIREMENTS	59,387,508	62,565,512	52,135,841	49,744,335	2,391,506	4.6%
OPERATING INCOME	29,924,119	27,462,488	22,887,492	28,934,562	6,047,070	26.4%
OPERATING MARGIN	33.51%	30.50%	30.51%	36.78%	6.27%	

CITY OF AUSTIN
AUSTIN-BERGSTROM INTERNATIONAL AIRPORT
Airport Operating Fund 5070
Income Statement - For Internal Use Only
Fiscal Year to Date for 10 Months ended July 31, 2012

	Amended Budget	Budget Annualized 10 months	Year to Date w/ Encumb	Y-T-D Variance Fav (Unfav)	Y-T-D % Variance Fav (Unfav)
REVENUE					
AIRLINE REVENUE					
Landing Fees	20,282,000	16,901,667	15,878,097	(1,023,570)	(6.1%)
Terminal Rental & Other Fees	20,690,000	17,241,667	17,034,370	(207,297)	(1.2%)
TOTAL AIRLINE REVENUE	40,972,000	34,143,334	32,912,467	(1,230,867)	(3.6%)
NON-AIRLINE REVENUE					
Parking	26,422,000	22,018,333	25,292,870	3,274,537	14.9%
Other Concessions	16,267,000	13,555,833	14,847,128	1,291,295	9.5%
Other Rentals and Fees	6,367,000	5,305,833	5,626,432	320,599	6.0%
TOTAL NON-AIRLINE REVENUE	49,056,000	40,879,999	45,766,430	4,886,431	12.0%
Interest Income	236,000	196,667	90,322	(106,345)	(54.1%)
TOTAL REVENUE	90,264,000	75,220,000	78,769,219	3,549,219	4.7%
OPERATING REQUIREMENTS					
Fac Mgmt, Ops and Airport Security	35,997,486	29,996,706	28,737,978	1,258,728	4.2%
Airport Planning and Development	1,648,359	1,373,578	1,651,733	(278,155)	(20.3%)
Support Services	10,380,139	8,649,769	8,225,056	424,713	4.9%
Business Services	9,440,813	7,867,029	7,137,832	729,197	9.3%
TOTAL OPERATING EXPENSES	57,466,797	47,887,082	45,752,599	2,134,483	4.5%
Debt Service					
GO Debt Service Fund	30,053	25,043	25,043	0	0.0%
2003 Series Airport Revenue Bond DS	10,171,269	8,475,718	8,342,000	133,718	1.6%
2005 Variable rate Notes (Swap)	17,606,948	14,671,870	13,982,562	689,308	4.7%
2005 Variable rate Notes Fees	3,589,598	2,991,212	2,862,530	128,682	4.3%
\$28 Million Variable Rate Note	1,306,840	1,088,990	526,348	562,642	51.7%
PFC Debt Service Funding	(13,679,803)	(11,399,380)	(11,300,741)	(98,639)	0.9%
TOTAL Net Debt Service	19,024,905	15,853,453	14,437,742	1,415,711	8.9%
OTHER REQUIREMENTS					
Workers' Compensation	329,622	274,674	274,680	(6)	(0.0%)
Citywide Administrative Support	1,563,714	1,303,043	1,303,095	(52)	(0.0%)
Communications & Technology Mgmt	1,201,393	1,001,121	1,001,160	(39)	(0.0%)
Accrued Payroll	55,800	46,498	46,500	(2)	(0.0%)
Additional Retirement Contribution	1,284,727	1,070,563	1,007,513	63,050	5.9%
Compensation Adjustment	22,425	18,687	13,545	5,142	27.5%
Wage Adjustment Market	98,914	82,425	0	82,425	100.0%
Liability Reserve	20,000	16,666	16,660	6	0.0%
Operating Reserve	291,000	242,490	135,988	106,502	43.9%
CTECC	141,930	118,270	118,275	(5)	(0.0%)
Trunked Radio Allocation	89,190	74,322	74,320	2	0.0%
TOTAL OTHER REQUIREMENTS	5,098,715	4,248,759	3,991,736	257,023	6.0%
TOTAL REQUIREMENTS	81,590,417	67,989,294	64,182,077	3,807,217	5.6%
EXCESS (DEFICIT) OF TOTAL AVAILABLE FUNDS OVER TOTAL REQUIREMENTS	8,673,583	7,230,706	14,587,142	7,356,436	101.7%

CITY OF AUSTIN
AUSTIN-BERGSTROM INTERNATIONAL AIRPORT
FUND SUMMARY COMPARISON WITH PPE RECONCILIATION

	This month - This Year vs. Last Year				Fiscal YTD - This Year vs. Last Year			
	FY12 (Jul 12) vs FY11 (Jul 11)				FY12 (Oct 11 - Jul 12) vs FY11 (Oct 10 - Jul 11)			
	FY12 Jul-12	FY11 Jul-11	Fav (Unfav) \$ Variance	Fav (Unfav) % Variance	FY12 Jul-12	FY11 YTD Jul-11	Fav (Unfav) \$ Variance	Fav (Unfav) % Variance
Airline Revenue								
Landing Fees	1,732,111	1,638,003	94,108	5.7%	15,878,097	15,468,881	409,216	2.6%
Terminal Rental & Other Fees	1,732,475	1,695,153	37,322	2.2%	17,034,370	17,038,415	(4,045)	(0.0%)
Total Airline Revenue	3,464,586	3,333,156	131,430	3.9%	32,912,467	32,507,296	405,171	1.2%
Non-Airline Revenue								
Parking	2,958,246	2,688,864	269,382	10.0%	25,292,870	22,666,381	2,626,489	11.6%
Food/Beverage & Retail	595,847	506,684	89,163	17.6%	4,890,455	4,565,047	325,408	7.1%
Rental Car	1,041,185	829,695	211,490	25.5%	8,673,595	8,181,418	492,177	6.0%
Advertising	60,897	57,165	3,732	6.5%	600,365	418,478	181,887	43.5%
Ads Barter Revenue	3,583	2,285	1,298	56.8%	31,938	25,370	6,568	25.9%
Other Concessions	69,871	79,576	(9,705)	(12.2%)	650,775	621,759	29,016	4.7%
Other Rentals and Fees	553,497	584,831	(31,334)	(5.4%)	5,626,432	5,420,766	205,666	3.8%
Total Non-Airline Revenue	5,283,126	4,749,100	534,026	11.2%	45,766,430	41,899,219	3,867,211	9.2%
Interest Income	11,090	16,021	(4,931)	(30.8%)	90,322	171,738	(81,416)	(47.4%)
Total Operating Revenue	8,758,802	8,098,277	660,525	8.2%	78,769,219	74,578,253	4,190,966	5.6%
Operating Requirements								
Fac Mgmt, Ops and Airport Security	2,685,533	2,689,290	23,757	0.9%	28,737,978	26,913,902	(1,824,076)	(6.8%)
Airport Planning and Development	190,872	43,545	(147,327)	(338.3%)	1,651,733	1,271,428	(380,305)	(29.9%)
Support Services	1,015,839	846,943	(168,896)	(19.9%)	8,225,056	7,543,993	(681,063)	(9.0%)
Business Services	648,993	753,603	104,610	13.9%	7,137,832	8,179,285	(1,041,453)	12.7%
Total Operating Expense	4,521,237	4,333,381	(187,856)	(4.3%)	45,752,599	43,908,608	(1,843,991)	(4.2%)
Debt Service								
GO Debt Service Fund	5,008	7,525	2,517	33.4%	25,043	30,101	5,058	16.8%
2003 Series Airport Revenue Bond DS	915,000	377,000	(538,000)	(142.7%)	8,342,000	3,770,000	(4,572,000)	(121.3%)
2005 Variable rate Notes (Swap)	1,285,888	1,831,829	545,741	29.8%	13,982,562	18,942,509	4,959,947	26.2%
2005 Variable rate Notes Fees	48,468	350,632	302,164	86.2%	2,862,530	2,382,634	(479,896)	(20.1%)
\$28 Million Variable Rate Note	49,812	1,342	(48,470)	(3611.8%)	526,348	50,638	(475,710)	(939.4%)
PFC Debt Service Funding	(1,007,566)	(1,136,753)	(129,187)	(11.4%)	(11,300,741)	(11,149,788)	150,953	1.4%
Total Debt Service	1,296,610	1,431,375	134,765	9.4%	14,437,742	14,026,114	(411,628)	(2.9%)
Other Requirements								
Workers' Compensation	27,468	27,819	351	1.3%	274,680	278,189	3,509	1.3%
Citywide Administrative Support	130,309	141,419	11,110	7.9%	1,303,095	1,414,184	111,089	7.9%
Communications & Technology Mgmt	100,116	122,088	21,972	18.0%	1,001,160	1,220,883	219,723	18.0%
Accrued Payroll	4,650	8,664	4,014	46.3%	46,500	86,663	40,163	46.3%
27th Payroll	0	0	0	N/A	0	(15,428)	(15,428)	100.0%
Additional Retirement Contribution	112,681	69,510	(43,171)	(62.1%)	1,007,513	750,889	(256,624)	(34.2%)
Compensation Adjustment	694	1,712	1,018	59.5%	13,545	12,027	(1,518)	(12.6%)
Operating Reserve	(9,500)	(10,688)	(1,188)	11.1%	135,988	379,421	243,433	64.2%
CTECC	11,827	4,763	(7,064)	(148.3%)	118,275	47,635	(70,640)	(148.3%)
Trunked Radio Allocation	7,432	9,406	1,974	21.0%	74,320	94,082	19,742	21.0%
Liability Reserve	1,666	1,917	251	13.1%	16,660	19,166	2,506	13.1%
Total Other Requirements	387,343	376,610	(10,733)	(2.8%)	3,991,736	4,287,691	295,955	6.9%
Total Requirements	6,205,190	6,141,366	(63,824)	(1.0%)	64,182,077	62,222,413	(1,959,664)	(3.1%)
SURPLUS (DEFICIT) OF TOTAL AVAILABLE FUNDS OVER TOTAL REQUIREMENTS	\$ 2,553,612	\$ 1,956,911	\$ 596,701	30.5%	\$ 14,587,142	\$ 12,355,840	\$ 2,231,302	18.1%

* FY2011 YTD Operating Requirements are restated to show the same number of pay periods as FY2012

CITY OF AUSTIN
AUSTIN-BERGSTROM INTERNATIONAL AIRPORT
Non-Airline Revenue Detail

	This month - This Year vs. Last Year					Fiscal YTD - This Year vs. Last Year				
	FY12 (Jul 12) vs FY11 (Jul 11)					FY12 (Oct 11 - Jul 12) vs FY11 (Oct 10 - Jul 11)				
	July 2012	July 2011	Fav (Unfav) Variance	Fav (Unfav) %		YTD FY12	YTD FY11	Fav (Unfav) Variance	Fav (Unfav) %	
PARKING REVENUES										
Parking	2,837,779	2,582,509	255,270	9.88%		24,316,919	21,786,710	2,530,209	11.61%	
Off Airport Parking	120,467	106,355	14,112	13.27%		975,951	879,671	96,280	10.95%	
TOTAL PARKING REVENUES	2,958,246	2,688,864	269,382	10.02%		25,292,870	22,666,381	2,626,489	11.59%	
OTHER CONCESSIONS										
Rental Cars	1,041,185	829,695	211,490	25.49%		8,673,595	8,181,418	492,177	6.02%	
Food and Beverage	339,602	293,535	46,067	15.69%		2,874,809	2,626,708	248,101	9.45%	
Advertising	60,897	57,165	3,732	6.53%		600,365	418,478	181,887	43.46%	
Telephone	35,019	47,079	(12,060)	(25.62%)		346,517	307,577	38,940	12.66%	
News and Gift	256,245	213,149	43,096	20.22%		2,015,646	1,938,339	77,307	3.99%	
Ads Barter Revenue	3,583	2,285	1,298	56.81%		31,938	25,370	6,568	25.89%	
Airline Catering	15,399	14,341	1,058	7.38%		115,177	136,985	(21,808)	(15.92%)	
Vending Commissions	19,027	17,864	1,163	6.51%		185,027	174,378	10,649	6.11%	
Miscellaneous	426	292	134	45.89%		4,054	2,819	1,235	43.81%	
TOTAL OTHER CONCESSIONS	1,771,383	1,475,405	295,978	20.06%		14,847,128	13,812,072	1,035,056	7.49%	
OTHER RENTALS & FEES										
Building-FBOs	42,845	42,519	326	0.77%		427,645	419,972	7,673	1.83%	
Building - Other	105,055	101,068	3,987	3.94%		1,115,312	1,052,957	62,355	5.92%	
Ground Rent	72,324	138,864	(66,540)	(47.92%)		721,881	756,528	(34,647)	(4.59%)	
Telephone - STS	38,150	37,736	414	1.10%		357,700	354,610	3,090	0.87%	
Building Maintenance Reimbursements	7,719	7,718	1	0.01%		103,376	101,665	1,711	1.68%	
Facility Services Reimbursements	4,076	5,675	(1,599)	(28.18%)		42,389	42,650	(261)	(0.61%)	
Hotel	46,030	43,783	2,247	5.13%		460,810	437,831	22,979	5.25%	
GTSA Shuttle Permits	15,825	4,246	11,579	272.70%		45,949	31,809	14,140	44.45%	
Taxi-Cab	28,042	18,742	9,300	49.62%		240,605	220,279	20,326	9.23%	
Cargo Facilities	17,733	16,956	737	4.34%		177,326	169,959	7,367	4.33%	
Fuel Flowage	43,985	42,738	1,247	2.92%		479,030	518,589	(39,539)	(7.62%)	
Fuel Facility Fees	63,025	62,219	806	1.30%		625,706	622,189	3,517	0.57%	
Cargo Ramp Use Fee	37,077	36,244	833	2.30%		366,263	363,763	2,500	0.69%	
Other	19,907	17,305	2,602	15.04%		359,132	216,242	142,890	66.08%	
Cash Over/Short	1,016	838	178	21.24%		8,749	7,776	973	12.51%	
Property Sales	0	0	0	N/A		0	17,186	(17,186)	(100.00%)	
GSEM User Fee	3,177	3,177	0	0.00%		31,770	31,770	0	0.00%	
Airport ID Badges, Fingerprints, Keys	7,511	4,963	2,548	51.34%		62,789	55,011	7,778	14.14%	
TOTAL OTHER RENTALS & FEES	553,497	584,831	(31,334)	(5.36%)		5,626,432	5,420,766	205,666	3.79%	
TOTAL NON-AIRLINE REVENUE	5,283,126	4,749,100	534,026	11.24%		45,766,430	41,899,219	3,867,211	9.23%	
ACTUAL % OF TOTAL REVENUE	60.3%	58.6%	1.7	2.90%		58.1%	56.2%	1.9	3.38%	
TARGET %	60.0%					60.0%				

CITY OF AUSTIN
AUSTIN-BERGSTROM INTERNATIONAL AIRPORT
NON-AIRLINE REVENUE ACTUALS

	This month - This Year vs. Last Year				Fiscal YTD - This Year vs. Last Year			
	FY12 (Jul 12) vs FY11 (Jul 11)				FY12 (Oct 11 - Jul 12) vs FY11 (Oct 10 - Jul 11)			
	FY12 Jul-12	FY11 Jul-11	Fav (Unfav) \$ Variance	Fav (Unfav) % Variance	FY12 YTD Jul-12	FY11 YTD Jul-11	Fav (Unfav) \$ Variance	Fav (Unfav) % Variance
<u>Non-Airline Revenue</u>								
OTHER CONCESSIONS								
Rental Cars	766,534	747,989	18,545	2.5%	8,538,671	8,124,984	413,687	5.1%
Food and Beverage	314,628	283,890	30,738	10.8%	2,838,984	2,599,614	239,370	9.2%
News and Gift	230,449	210,486	19,963	9.5%	2,015,359	1,938,670	76,689	4.0%
TOTAL	1,311,611	1,242,365	69,246	5.6%	13,393,014	12,663,268	729,746	5.8%

CITY OF AUSTIN
AUSTIN-BERGSTROM INTERNATIONAL AIRPORT
ADVERTISING CONTRACT ANALYSIS

This month - This Year vs. Last Year
FY12 (Jul 12) vs FY11 (Jul 11)

Fiscal YTD - This Year vs. Last Year
FY12 (Oct 11 - Jul 12) vs FY11 (Oct 10 - Jul 11)

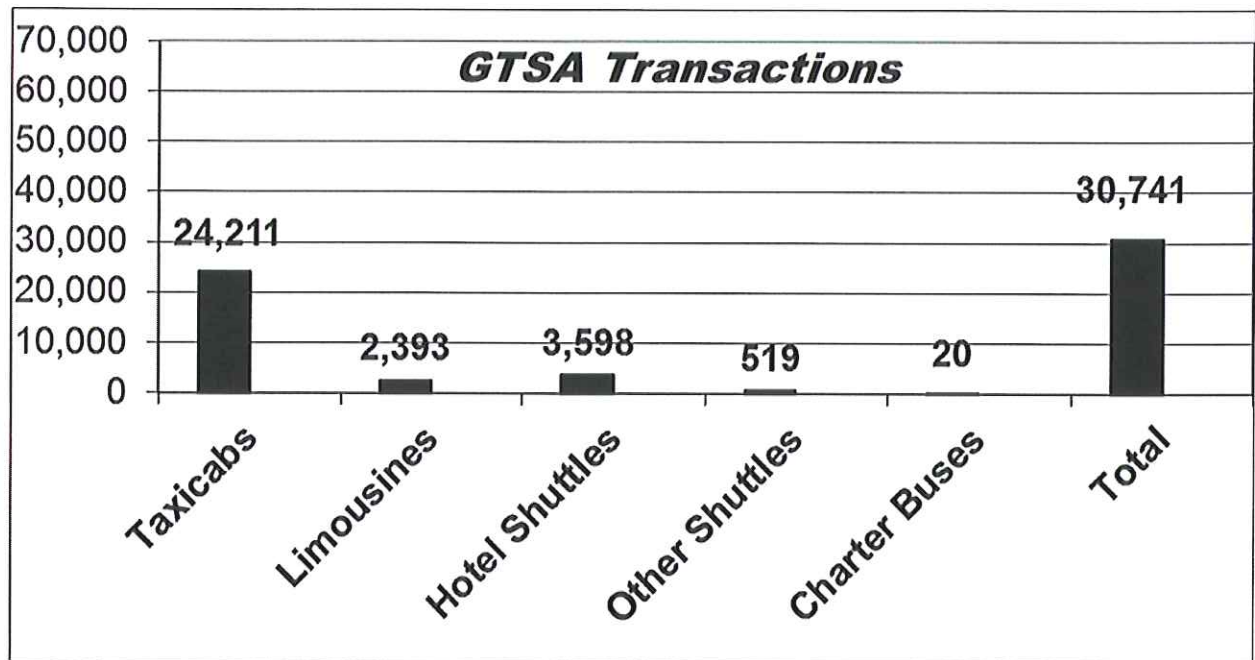
Advertising	FY12 Jul-12	FY11 Jul-11	Fav (Unfav) \$ Variance	Fav (Unfav) % Variance	FY12 YTD Jul-12	FY11 YTD Jul-11	Fav (Unfav) \$ Variance	Fav (Unfav) % Variance
Hotel	2,212	2,205	7	0.3%	21,941	28,695	(6,754)	(23.5%)
Cab	830	785	45	5.7%	7,816	5,718	2,098	36.7%
Others:								
Static Display	35,244	32,614	2,630	8.1%	370,660	196,410	174,250	88.7%
Tech Display	22,612	21,561	1,051	4.9%	233,300	147,290	86,010	58.4%
MAG*	0	0	0	N/A	(33,352)	40,365	(73,717)	(182.6%)
Others Subtotal:	57,856	54,175	3,681	6.8%	570,608	384,065	186,543	48.6%
TOTAL	60,898	57,165	3,733	6.5%	600,365	418,478	181,887	43.5%

*Includes credit to Clear Channel for annual MAG true-up.

**AUSTIN-BERGSTROM INTERNATIONAL AIRPORT
ENPLANEMENTS
FY 2012 VS. FY 2011**

	<u>FY 2012</u>	<u>FY 2011</u>	<u>Month over Month</u> <u>Change</u> <u>%</u>	<u>YTD</u> <u>Change</u> <u>%</u>
October	393,343	381,906	2.99%	2.99%
November	379,810	372,492	1.96%	2.49%
December	383,096	377,283	1.54%	2.17%
January	326,181	320,267	1.85%	2.10%
February	327,914	303,871	7.91%	3.11%
March	409,926	399,305	2.66%	3.02%
April	392,321	362,683	8.17%	3.76%
May	419,832	413,069	1.64%	3.46%
June	430,716	418,307	2.97%	3.40%
July	432,564	425,683	1.62%	3.20%
August	-	386,879		
September	-	362,896		
	<u>3,895,703</u>	<u>4,524,641</u>		
	<u>YTD Jul-12</u>	<u>YTD Jul-11</u>	<u>Inc/(Dec)</u>	<u>% Inc/(Dec)</u>
	3,895,703	3,774,866	120,837	3.20%

GROUND TRANSPORTATION TRANSACTIONS
AUGUST 2012



YEAR TO YEAR COMPARISON			
SERVICE CATEGORY	AUGUST 2012	AUGUST 2011	% Increase/(decrease)
TAXICAB	24,211	25,388	(4.6%)
LIMOUSINE	2,393	1,831	30.7%
HOTEL SHUTTLE	3,598	2,740	31.3%
OTHER SHUTTLE	519	375	38.4%
CHARTER BUS	20	12	66.7%
OVERALL TOTAL	30,741	30,346	1.3%

AGENDA



Recommendation for Council Action (Purchasing)

Austin City Council

Item ID:

Agenda Number

<ITEM_OUTLINE>

Meeting Date:

October 11, 2012

Department:

Purchasing

Subject

Authorize award and execution of a 36-month requirements service contract with AAA FIRE & SAFETY EQUIPMENT CO., INC., for the maintenance, inspection, repair and replacement of fire extinguishers in an amount not to exceed \$375,750, with three 12-month extension options in an amount not to exceed \$125,250 per extension option, for a total contract amount not to exceed \$751,500.

Amount and Source of Funding

Funding in the amount of \$114,812.50 is available in the Fiscal Year 2012-2013 Operating Budget for various City Departments. Funding for the remaining 25 months of the original contract period and extension options is contingent upon available funding in future budgets.

Fiscal Note

There is no unanticipated fiscal impact. A fiscal note is not required.

Purchasing Language:

Lowest of four bids received.

Prior Council Action:

For More Information:

Cruz Banda, Buyer II/974-2133

Boards and Commission Action:

To be reviewed by the Electric Utility Commission on September 17, 2012, the Water and Wastewater Commission on September 12, 2012 and the Austin Airport Advisory Commission on September 11, 2012.

MBE / WBE:

This contract will be awarded in compliance with Chapter 2-9C of the City Code (Minority-Owned and Women-Owned Business Enterprise Procurement Program). No subcontracting opportunities were identified; therefore, no goals were established for this solicitation.

Related Items:

Additional Backup Information

This contract establishes a service agreement to provide new fire extinguishers, recharging of existing fire extinguishers, repair parts and services, as well as inspections of City-owned equipment. This contract is necessary to insure that all extinguishers, whether inside a City building or mounted in a City vehicle, are checked at least on an annual basis. This annual inspection includes a thorough examination of mechanical parts, extinguishing agent and expelling means. Hydrostatic testing is required every five to twelve years depending on the type of extinguishing agent. Stored pressure extinguishers are required to be emptied and recharged every six years.

The major departments that will be using this contract are Austin Energy (5%), Austin Water Utility Department (5%), Finance & Administrative Services Department-Building Services Division (40%), Aviation Department (3%), Austin Resource Recovery Department (5%), Fleet Services Division (6%), Austin Fire Department (3%), Austin Public Library (3%), Parks and Recreation Department (5%), Austin Convention Center (3%), Austin Police Department (3%), Health & Human Services (3%), Watershed Protection (2%), Public Works (3%), and Municipal Court (2%). All other City departments will be included on the contract at a percentage of (9%).

MBE/WBE solicited: 1/6

MBE/WBE bid: 0/0

BID TABULATION

IFB NO. CB30115

Maintenance, Repair & Replacement of Portable Fire Extinguishers
And Fire Extinguisher Training
(43 line items)

<u>Vendor</u>	<u>Total</u>
AAA Fire & Safety Equipment Co., Inc. Austin, Texas	\$125,250.00
ARB Fire Protection Systems, Inc. Stamford, Texas	\$138,629.00
Hasse Enterprise Inc. dba Safequip, Inc. Austin, Texas	\$155,309.42
Koetter Fire Protection Pflugerville, Texas	\$206,529.50

A complete bid tabulation is available in the Purchasing Office.

PRICE ANALYSIS

- Adequate competition.
- One hundred and thirty eight notices were sent including one MBE and six WBEs. Four bids were received with no MBE/WBE responding.
- The current unit pricing represents an estimated average increase of 15% to the last contract awarded in July 2008. The increase is due to higher quantity and more service for City facilities.

APPROVAL JUSTIFICATION

- Low bidder. This vendor is the current provider.
- The Purchasing Office concurs with Materials Managements recommended award.
- Advertised in the Austin American Statesman and Internet.

AGENDA



Recommendation for Council Action (Purchasing)

Austin City Council

Item ID:

Agenda Number

<ITEM_OUTLINE>

Meeting Date:

September 27, 2012

Department:

Purchasing

Subject

Authorize award and execution of various supply and service contracts during the Fiscal Year 2012-2013 through the STATE OF TEXAS DEPARTMENT OF INFORMATION RESOURCES (DIR) cooperative purchasing program, for the purchase of computer, telephone, and network hardware and related maintenance services in an estimated amount not to exceed \$25,517,295.

Amount and Source of Funding

Funding in the amount of \$ 9,623,524 is available in Fiscal Year 2012-2013 Operating Budgets of City departments. Funding in the amount of \$15,215,294 is available in the Fiscal Year 2012-2013 Capital Budgets of City departments. Funding in the amount of \$25,000 is available in the Grants Budgets of City departments. Funding in the amount of \$134,525 is available in the Municipal Court Technology Fund. Funding in the amount of \$518,952 is available in Austin Police Department Forfeiture Funds.

Fiscal Note

A fiscal note is attached.

Purchasing Language:

Cooperative Purchase

Prior Council Action:

For More Information:

Brenda Helgren, Senior Buyer/974-9141

Boards and Commission Action:

To be reviewed by the Austin Airport Advisory Commission on September 11, 2012, the Water and Wastewater Commission on September 12, 2012 and the Electric Utility Commission on September 17, 2012.

MBE / WBE:

This Cooperative Purchase is exempt from the MBE/WBE Ordinance. This exemption is in compliance with Chapter 2-9D of the City Code (Minority-Owned and Women-Owned Business Enterprise Procurement Program). No subcontracting opportunities were identified; therefore, no goals were established for this contract. Reference backup documentation, DIR M/WBE 2012.

Related Items:

Additional Backup Information

This authorization is to enable City departments to purchase various computer, telephone, and network hardware products and maintenance services including but not limited to desktop PCs, laptop computers, servers, tablet computers, thin client terminals, data storage systems, storage area networks, and mobile computers and mounts through contracts solicited by the Department of Information Resources. This authorization will also include networking and telephony products, maintenance services for the City's Local and Wide Area Networks, telephone systems, and networking devices such as switches, routers, and other equipment used to interconnect desktop computers, servers, and printers throughout the City and to transmit and receive information via the internet.

Some of the significant planned purchases for 2012-2013 through this cooperative include:

- Replacement and new computers for enterprise departments
- Mobile Data Computer replacements
- Hardware for the continuation of the City's telephony upgrade and other telephone equipment and maintenance
- Network infrastructure equipment and maintenance
- Hardware maintenance citywide
- San and Server replacements
- Additional hardware for data storage
- Enterprise Data Protection & load balancer

DIR has continued to provide additional products and services through its cooperative purchasing program at competitively bid prices. The purchasing power of the State of Texas is used to leverage purchasing effectiveness. This spending authority request includes specifically identified technology needs as well as anticipated technology purchases that have been budgeted, but which are as yet unspecified.

A G E N D A



Recommendation for Council Action

Austin City Council		Item ID		Agenda Number	<ITEM_OUTLINE>
Meeting Date:	10/11/2012		Department:	Aviation	
Subject					
Authorize the negotiation and execution of an amendment to the airport concession lease agreement with HONG XING, INC. to extend the term, add to the leasehold Premises, require renovations, and modify other lease terms for the operation of a Chinese food restaurant, kiosk, and food and wine bar in the Austin-Bergstrom International Airport (ABIA) terminal.					
Amount and Source of Funding					
N/A Revenue Generating Lease.					
Fiscal Note					
There is no unanticipated fiscal impact. A fiscal note is not required.					
Purchasing Language:					
Prior Council Action:					
For More Information:	Stephanie Tucker, 512-530-7507				
Boards and Commission Action:	To be reviewed by the Austin Airport Advisory Commission on September 11, 2012.				
MBE / WBE:	This is a certified DBE.				
Related Items:					

Additional Backup Information

Hong Xing, Inc. (formerly China Palace) has operated an airport food and beverage concession, Wok an Roll, in the East Food Court area of the Barbara Jordan Terminal since the Austin-Bergstrom International Airport opened in May 1999. Wok & Roll serves primarily Chinese food from a self service buffet, as well as dishes cooked to order. The lease is currently month to month.

Under the proposed amendment, the term of the lease would be extended ending May 30, 2017. Concessionaire will operate an additional location as a kiosk on the west secure side near American Airlines gate serving egg rolls, beverages and other take/go items. The concessionaire will expend approximately \$80-100 per square foot in its current location to modernize and renovate the facility, including improved signage.

Concessionaire in joint venture with Taste, Inc. will operate a Vino Volo Wine Bar and Restaurant in a newly identified location near the West Side Food Court.

Under the concession agreement, the concessionaire pays as rent the greater of a minimum annual concession fee or a specified percentage of its gross revenue. Other provisions of the lease will be updated and revised, including such provisions as default remedies.

AGENDA



Recommendation for Council Action

Austin City Council	Item ID	18721	Agenda Number	<ITEM_OUTLINE>
---------------------	---------	-------	---------------	----------------

Meeting Date:	10/11/2012	Department:	Aviation
---------------	------------	-------------	----------

Subject

Authorize the negotiation and execution of an amendment to the airport concession lease agreement with Knot Anymore, LLC to extend the term, add to the leasehold premises, require renovations, and modify other lease terms for the operation of a chair and foot massage therapy place in the Austin-Bergstrom International Airport (ABIA) terminal.

Amount and Source of Funding

N/A Revenue Generating Lease.

Fiscal Note

There is no unanticipated fiscal impact. A fiscal note is not required.

Purchasing Language:	
Prior Council Action:	
For More Information:	Stephanie Tucker, 512-530-7507
Boards and Commission Action:	To be reviewed by the Austin Airport Advisory Commission on September 11, 2012.
MBE / WBE:	
Related Items:	

Additional Backup Information

Knot Anymore, LLC, a locally owned business, has operated a chair and foot massage therapy location on the west side of the secure side at the Austin Bergstrom International Airport since April 2002. The current agreement is on a month to month basis. Knot Anymore proposes to add a second chair and foot massage therapy location in the terminal on the secure side on the east side near gate 7. Concessionaire currently pays as rent, the greater of a minimum annual guarantee (\$23,152.96) or a specified percentage of its gross revenue (5-7%).

Under the proposed amendment, the term of the lease would be extended until May 2017 at which time the entire Airport concession program will be rebid. As further consideration of the agreement, the minimum annual guarantee will increase by \$5,880 in year 1 for the new location. The minimum annual guarantee for the remaining years are based on the formula contained in the agreement which is 90% of previous year's revenues.

AGENDA



Recommendation for Council Action

Austin City Council	Item ID		Agenda Number	<ITEM_OUTLINE>
Meeting Date:	10/11/2012	Department:	Aviation	

Subject

Authorize the negotiation and execution of an amendment to the airport retail concession lease agreement with Lone Star Dreams, Inc. d/b/a Auntie Anne's to extend the term, require renovations, and modify other lease terms for the operation of a pretzel concession in the Austin-Bergstrom International Airport (ABIA) terminal.

Amount and Source of Funding

N/A Revenue Generating Lease.

Fiscal Note

There is no unanticipated fiscal impact. A fiscal note is not required.

Purchasing Language:	
Prior Council Action:	
For More Information:	Stephanie Tucker, 512-530-7507
Boards and Commission Action:	To be reviewed by the Austin Airport Advisory Commission on September 11, 2012.
MBE / WBE:	This concessionaire is a certified DBE.
Related Items:	

Additional Backup Information

Lone Star Dreams, Inc. and its predecessor Wallie Ween of Texas, Inc. has operated an Auntie Anne's airport food and beverage concession in the East Food Court Area of the Barbara Jordan Terminal since the Austin Bergstrom International Airport opened in May 1999. Auntie Anne's serves a variety of pretzel and pretzel products. The lease is currently on a month to month basis.

Under the proposed amendment, the term of the lease will be extended until May 2017 at which time the entire terminal concession program will be rebid. In consideration of the lease extension, the concessionaire will be required to renovate its premises.

Under the concession agreement, the Concessionaire pays as rent the greater of a minimum annual guarantee (\$63,620) or a specified percentage of gross revenue (14.2%).

AGENDA



Recommendation for Council Action

Austin City Council	Item ID	18722	Agenda Number	<ITEM_OUTLINE>
---------------------	---------	-------	---------------	----------------

Meeting Date:	10/11/2012	Department:	Aviation
---------------	------------	-------------	----------

Subject

Authorize the negotiation and execution of an amendment to the airport retail concession lease agreement with Brazos Concession Company/Salt Lick Joint Venture to extend the term, add to the leasehold premises, require renovations, and modify other lease terms for the operation of restaurants and retail stores in the Austin-Bergstrom International Airport (ABIA) terminal.

Amount and Source of Funding

N/A Revenue Generating Lease.

Fiscal Note

There is no unanticipated fiscal impact. A fiscal note is not required.

Purchasing Language:	
Prior Council Action:	
For More Information:	Stephanie Tucker, 512-530-7507
Boards and Commission Action:	To be reviewed by the Austin Airport Advisory Commission on September 11, 2012.
MBE / WBE:	20% DBE Joint Venture.
Related Items:	

Additional Backup Information

Brazos Concession Company/Salt Lick Joint Venture operates several food and beverage concessions in the East Food Court area and on the land side of the terminal adjacent to the terminal entrance near American Airlines' ticket counters of the Barbara Jordan Terminal since December 1, 2010, including Nuevo Leon Restaurant, Hills Cafe Restaurant, Saxon Pub and SoCo Market. The term of the Concession lease agreement is for seven years, and expires at the end of November 2017.

Under the proposed amendment, the concessionaire will operate four additional airport concessions throughout the terminal, that will include the following restaurants: Hoover's Chicken and More, Briggo Coffee, Austin Mac Works and a retail kiosk: Tylers Sporting Goods.

Under the concession agreement, the concessionaire pays as rent, the greater of a minimum annual guarantee concession fee or a specified percentage of its gross revenue.

Airport concessions are subject to the Federal Airport Concession Disadvantage Business Enterprise (ACDBE) regulations (49 CFR Part 23), and the Federally approved City of Austin ACDBE plan. The concessionaire is a joint venture between Delaware North Company, a professional concessions company with operations in airports across the country, and Scott Roberts (Asian-American) owner of Salt Lick Barbecue.