



**AUSTIN AIRPORT ADVISORY COMMISSION  
MINUTES**

**REGULAR MEETING  
TUESDAY, NOVEMBER 13, 2012**

The Austin Airport Advisory Commission convened in a regular meeting on Tuesday, November 13, 2012 at 2716 Spirit of Texas Drive, in Room 160 in Austin, Texas.

Secretary D'Ann Johnson called the meeting to order at 5:08 p.m.

**Commission Members in Attendance:**

D'Ann Johnson, Secretary  
George Farris  
Ernest Saulmon  
Rose Marie Klee

**Commission Members Absent:**

Dale Murphy, Chair  
Vice Chair, Steven Hart  
James Kelsey

**Staff in Attendance:**

Susana Carbajal  
Dave Arthur  
Kellye Mireles  
Chris Carter  
Perla Compton

**Others Present:**

Chris Coons, RW Armstrong

- 1. CITIZENS COMMUNICATIONS: GENERAL**  
None.

Item 5. New Business was moved to the beginning of the meeting on Board Members approval.

## **5. NEW BUSINESS**

- a) Boards and Commissions Ethics and Compliance Presentation by Sabine Romero from the City's Ethics and Compliance Team. Ms. Romero handed out a presentation to Commission Members. Topics discussed were City Values: Ethics and Integrity; City Boards and Task Forces; AAAC City Code 2-1-105; Open Meetings; Public Information Act; Conflicts of Interest; Recusing from a Conflict; and General Considerations.

## **2. APPROVAL OF MINUTES**

The minutes from the meeting of October 9, 2012 were approved on Commission Member Ernest Saulmon's motion, Commission Member George Farris' second on a 3-1 vote. Chair Dale Murphy, Vice Chair Steven Hart, and Commission Member James Kelsey were absent. Commission Member Rose Marie Klee abstained from the vote.

## **3. DEPARTMENT OF AVIATION STAFF BRIEFINGS, REPORTS AND PRESENTATIONS**

- a) Planning & Engineering Capital Improvement Project Monthly Status Report was presented by Shane Harbinson, Assistant Director, Aviation Department.
- b) Finance & Operations Reports for Fiscal Year 2012 to date was presented by Dave Arthur, Assistant Director, Aviation Department.
- c) Ground Transportation Service Area (GTSA) Transactions Report for October 2012 was presented by Perla Compton, Grounds Transportation Manager, Aviation Department. See below for a year-to-year comparison.

<b>YEAR TO YEAR COMPARISON</b>			
<b>SERVICE CATEGORY</b>	<b>OCTOBER 2012</b>	<b>OCTOBER 2011</b>	<b>% Increase/(decrease)</b>
<b>TAXICAB</b>	<b>32,181</b>	<b>10,065</b>	<b>219.7%</b>
<b>LIMOUSINE</b>	<b>3,318</b>	<b>184</b>	<b>1703.3%</b>
<b>HOTEL SHUTTLE</b>	<b>3,907</b>	<b>1,065</b>	<b>266.9%</b>
<b>OTHER SHUTTLE</b>	<b>494</b>	<b>78</b>	<b>533.3%</b>
<b>CHARTER BUS</b>	<b>19</b>	<b>34</b>	<b>(44.1%)</b>
<b>OVERALL TOTAL</b>	<b>39,919</b>	<b>11,416</b>	<b>249.7%</b>

#### 4. ACTION ITEMS

- a) Approve 2013 Meeting Schedule.

**The motion authorizing action item 4a was approved on Commission Member Ernest Saulmon's motion, Commission Member George Farris' second on a 4-0 vote. Chair Dale Murphy, Vice Chair Steven Hart, and Commission Member James Kelsey were absent.**

- b) Vote on recommendation to City Council regarding the following:

- i. Authorize execution of a construction contract with **THE BARR COMPANY**, for ABIA Terminal Improvements 2012 in the amount of \$6,479,800, including an allowance and alternate bid items, plus a \$323,990 contingency, for a total contract amount not to exceed \$6,803,790.

Shane Harbinson, Assistant Director, Aviation Department, gave a synopsis on this item to the Board Members.

**The motion authorizing action item 4bi was approved on Commission Member Rose Marie Klee's motion, Commission Member Ernest Saulmon's second on a 4-0 vote. Chair Dale Murphy, Vice Chair Steven Hart, and Commission Member James Kelsey were absent.**

- ii. Authorize execution of a lease with **ABIA Retail, LLC** for a tract of approximately 13 acres of land at Austin-Bergstrom International Airport to develop for commercial retail uses.

**Withdrawn.**

- iii. Authorize award and execution of a 36-month requirements service contract with **HI-LITE MARKINGS, INC.** to provide airfields marking removal and reapplication of markings removed from runways, taxiways, aprons and ramps, and non-movement areas for the Aviation Department, in an estimated amount not to exceed \$2,004,975, with three 12-month extension options in estimated amounts not to exceed \$668,325 for each extension option, a total estimated contract amount not to exceed \$4,009,950.

Chris Carter, Field Maintenance Division Manager, Aviation Department, gave a synopsis on this item to the Board Members.

**The motion authorizing action item 4biii was approved on Commission Member Ernest Saulmon's, Commission Member George Farris' second on a 4-0 vote. Chair Dale Murphy, Vice Chair Steven Hart, and Commission Member James Kelsey were absent.**



## 6. OLD BUSINESS (updates)

- a) Status of action items upon which the Commission has made a recommendation to Council.  
*(Please note the progress of the following items)*

Authorize award and execution of a 36-month requirements service contract with **LEIF JOHNSON FORD**, to provide repair services for Ford light-duty vehicles for the Aviation Department in an estimated amount not to exceed \$60,780, with three 12-month extension options in estimated amounts not to exceed \$20,260 for each extension option, for a total estimated contract amount not to exceed \$121,560. *[Item went before City Council on October 18, 2012, and passed.]*

Authorize award and execution of a 7-month requirements supply contract through the Tarrant County Cooperative Purchasing Program with **STAPLES ADVANTAGE** for purchase of office supplies in an amount not to exceed \$1,516,667. *[Item went before City Council on October 18, 2012, and passed.]*

Authorize negotiation and execution of a Design-Build Agreement with **HENSEL PHELPS CONSTRUCTION COMPANY** for the Austin-Bergstrom International Airport (ABIA) Terminal East Infill Project with funding for preliminary design phase services in an amount not to exceed \$6,000,000.00, plus a \$300,000 contingency for a total contract amount not to exceed \$6,300,000. *[Item went before City Council on October 18, 2012, and passed.]*

Authorize award and execution of a 36-month requirements supply contract with **TRANSNORM SYSTEMS, INC.**, to provide replacement parts for the Transnorm power-turn conveyor belt system located at the Austin Bergstrom International Airport (ABIA), in an estimated amount not to exceed \$825,000, with three 12-month extension options in an estimated amount not to exceed \$275,000 per extension option, for a total estimated contract amount not to exceed \$1,650,000. *[Item went before City Council on October 18, 2012, and passed.]*

Approve a resolution authorizing acceptance of grants from the Federal Aviation Administration, the Department of Homeland Security, and other agencies of the United States Government in an amount not to exceed \$30,000,000 to the City of Austin, Department of Aviation, for Austin-Bergstrom International Airport for Fiscal Year 2012-2013. *[Item went before City Council on November 8, 2012, and passed.]*

Approve execution of a 36-month requirements service agreement with **AAA FIRE & SAFETY EQUIPMENT CO., INC.**, for the maintenance, inspection, repair and replacement of fire extinguishers in an amount not to exceed \$375,750 with three 12-month extension options in an amount not to exceed \$125,250 per extension option, for a total agreement amount not to exceed \$751,500. *[Item went before City Council on October 11, 2012 and passed.]*

Authorize the negotiation and execution of an amendment to the airport concession lease agreement with **HONG XING, INC.** to extend the term, add to the leasehold Premises, require renovations, and modify other lease terms for the operation of a Chinese food restaurant, kiosk, and food and wine bar in the Austin-Bergstrom International Airport (ABIA) terminal. *[Item went before City Council on October 18, 2012 and passed.]*

Authorize the negotiation and execution of an amendment to the airport concession lease agreement with **KNOT ANYMORE, LLC** to extend the term, add to the leasehold Premises, require renovations, and modify other lease terms for the operation of a chair and foot massage therapy place in the Austin-Bergstrom International Airport (ABIA) terminal. *[Item went before City Council on October 18, 2012 and passed.]*

Authorize the negotiation and execution of an amendment to the airport retail concession lease agreement with **LONE STAR DREAMS, INC. D/B/A AUNTIE ANNE'S** to extend the term, require renovations, and modify other lease terms for the operation of a pretzel concession in the Austin-Bergstrom International Airport (ABIA) terminal. *[Item went before City Council on October 18, 2012 and passed.]*

Authorize the negotiation and execution of an amendment to the airport retail concession lease agreement with **BRAZOS CONCESSION COMPANY/SALT LICK JOINT VENTURE** to extend the term, add to the leasehold Premises, require renovations, and modify other lease terms for the operation of restaurants and retail stores in the Austin-Bergstrom International Airport (ABIA) terminal. *[Item went before City Council on October 18, 2012 and passed.]*

#### **7. CONFIRM MEETING DATE AND PLACE AGENDA ITEMS FOR NEXT COMMISSION MEETING**

**Date of next meeting:** December 11, 2012

#### **ADJOURNMENT**

**Motion to adjourn the meeting was made by Commission Member Ernest Saulmon, Commission Member George Farris' second on a 4-0 vote. Meeting was adjourned at 6:16 p.m.**

## AVIATION PROJECTS STATUS REPORT

Monday, December 03, 2012

---

### 1 - Preliminary

---

**Project Name: Taxiway A Completion - Design**

DOA PM: Dale Thompson      PWD PM:      Estimate: \$1,000,000

FDU Number: 4910-8107-3241      Sub-project ID: 6000.056      ABIA Number: A3241

Project Status: Project was initiated on 11/21/12, with the notification to Contract Management Department to issue a tasking to ABIA Rotation List consultant, RW Armstrong. This was done and the airport project manager met with the consultant rep on 11/26/12 to begin the design process.

---

**Project Name: Terminal Improvements FY2013 (Phase 8)**

DOA PM: Jennifer Williams      PWD PM:      Estimate: \$1,300,000

FDU Number: 4910-8107-3244      Sub-project ID: 5415.087      ABIA Number: T3244

Project Status: Project assigned to Jennifer Williams as project manager. Final design scope to be determined in December.

---

**Project Name: CONRAC Related Landside Improvements**

DOA PM: Janice White      PWD PM: Robert Pirtle      Estimate: \$6,000,000

FDU Number: 4910-8107-3245      Sub-project ID: 6001.093      ABIA Number: L3245

Project Status: Preliminarily planning ongoing.

---

**Project Name: Stormwater Drainage Improvements**

DOA PM: Jennifer Williams      PWD PM:      Estimate: \$2,000,000

FDU Number: 4910-8107-3248      Sub-project ID: 6001.096      ABIA Number: L3248

Project Status: Professional services RFQ being prepared.

---



## AVIATION PROJECTS STATUS REPORT

Monday, December 03, 2012

---

### 2 - Design/Study

---

**Project Name: Drainage Master Plan**

DOA PM: Joe Medici      PWD PM: Robert Pirtle      Estimate: \$750,000  
FDU Number: 4910-8107-3139      Sub-project ID: 5702.007      ABIA Number: M3139  
Project Status: Draft technical guidance manual comments received and provided to consultant. Training/coordination meeting with PDR/WD staff set for second week of December.

---

**Project Name: Cooling Tower Repairs**

DOA PM: Rohini Kumarage      PWD PM: N/A      Estimate: \$370,000  
FDU Number: 4910-8107-3143      Sub-project ID: 6001.063      ABIA Number: P3143  
Project Status: Completed permit process. Submitted the request for JOC to CMD. The new JOC rotation list is scheduled to go to council on Dec 6th.

---

**Project Name: Environmental Management System**

DOA PM: Kane Carpenter      PWD PM:      Estimate: \$600,000  
FDU Number: 4910-8107-3151      Sub-project ID: 5702.008      ABIA Number: M3151  
Project Status: Ongoing work includes Spill Prevention Control and Countermeasures Plan, determining our potential to emit emissions for ABIA sources, developing an Emission Dispersion Modeling Software reporting template, and a third party of evaluation ABIA's Pb Policy as well as the OSHA standard for Pb. All tasks are approximately 50% complete, except for the PB evaluation which is to start this month.

---

**Project Name: ABIA Parking Garage and Rental Car Facility (CONRAC)**

DOA PM: Janice White      PWD PM: Robert Pirtle      Estimate: \$1,640,000  
FDU Number: 4910-8107-3162      Sub-project ID: 6001.006      ABIA Number: L3162  
Project Status: PGAL provided review and comment of the 100% DD set. PGAL 3rd party estimator to participate in cost reconciliation with D/B 12/17 and 12/18. PGAL/Ricondo revenue control system study is underway. PGAL/Ricondo parking plan study underway.

---

**Project Name: IS Building 7355 Emergency Power Improvements**

DOA PM: Rohini Kumarage      PWD PM: Burton Jones      Estimate: \$1,200,000  
FDU Number: 4910-8107-3163      Sub-project ID: 6001.067      ABIA Number: P3163  
Project Status: Issued NTP to Armstrong to begin Design phase.

---

**Project Name: Terminal Area Spall Improvements**

DOA PM: Rohini Kumarage      PWD PM: Robert Pirtle      Estimate: \$620,000  
FDU Number: 4910-8107-3172      Sub-project ID: 5415.054      ABIA Number: T3172  
Project Status: Met with consultant to discuss the design phase. Pending proposal from consultant.

---

**Project Name: ABIA Terminal Fire Protection Improvements - Ph. 2**

DOA PM: Richard Chaney      PWD PM: Robert Pirtle      Estimate: \$5,700,000  
FDU Number: 4910-8107-3176      Sub-project ID: 5415.056      ABIA Number: T3176  
Project Status: 28-Nov-2012, RWA proposal request 1.2 for Baggage Management Office (BMO) clean agent fire-suppression system accepted and sent to CMD for processing and issuance of NTP. Three (3) weeks added to project schedule due to the added scope of work (SOW). 100% design submittal now scheduled for 24-Jan-2013.

---

**AVIATION PROJECTS STATUS REPORT**

Monday, December 03, 2012

---

**Project Name: Wildlife Hazard Assessment - Grant 54**

DOA PM: Joe Medici                      PWD PM: Jules Parrish                      Estimate: \$266,667  
FDU Number: 4910-8107-3179              Sub-project ID: 6000.054                      ABIA Number: M3179  
Project Status: No change from last month. Awaiting response from FAA on WHA. Consultant (RS&H) has staff comments for draft WHMP. Final report will be completed once comments are received from FAA. ADO to provide copy of WHA report to FAA certification inspector for review.

---

**Project Name: ABIA Parking Operations Improvements**

DOA PM: Janice White                      PWD PM: Robert Pirtle                      Estimate: \$5,290,000  
FDU Number: 4910-8107-3186              Sub-project ID: 6001.070                      ABIA Number: L3186  
Project Status: Design phase kick off meeting held.  
Data collection phase ongoing.

---

**Project Name: ARFF Building Roof Leak Repairs/Replacement**

DOA PM: Dale Thompson                      PWD PM: Robert Pirtle                      Estimate: \$453,000  
FDU Number: 4910-8107-3211              Sub-project ID: 6000.060                      ABIA Number: P3211  
Project Status: Kickoff meeting with consultant (Amtech) held on 10/17/12. Consultant has evaluated the condition of the roof and building envelope and submitted a draft preliminary engineering report dated 10/23/12. Review comments were returned, and a final version is anticipated around the second week of December.

---

**Project Name: Terminal East Infill Project**

DOA PM: Robert Mercado                      PWD PM: Burton Jones                      Estimate: \$6,600,000  
FDU Number: 4910-8107-3215              Sub-project ID: 5415.065                      ABIA Number: T3215  
Project Status: The selected Design-Build, Hensel Phelps, was issued the Notice to Proceed (NTP) on November 29. Initial design workshops/meetings are being scheduled for early December.

---

**Project Name: Bldg. 6005 Improvements - Phase II (P&E)**

DOA PM: Robert Mercado                      PWD PM: Robert Pirtle                      Estimate: \$2,250,000  
FDU Number: 4910-8107-3217              Sub-project ID: 6001.084                      ABIA Number: L3217  
Project Status: Design for LRC (Bldg. 6010) HVAC is being done as a part of this project; construction will be with another FDU in FY2013.  
Project Team was approved to proceed into Construction Documents.

---

**Project Name: Ground Support Equipment Electrification**

DOA PM: Carrie Stefanelli                      PWD PM:                      Estimate: \$500,000  
FDU Number: 4910-8107-3218              Sub-project ID: 5415.067                      ABIA Number: T3218  
Project Status: Preparing specifications for bid solicitation.

---

**Project Name: CONRAC - AIPP**

DOA PM: Janice White                      PWD PM: Robert Pirtle                      Estimate: \$1,800,000  
FDU Number: 4910-8107-3228              Sub-project ID: 6001.066                      ABIA Number: L3228  
Project Status: Vito Acconci has been selected by the AIPP panel as the artist. Approved by Council in August. Kickoff meeting held October 5th. Initial design to be presented December 3rd.

---



## AVIATION PROJECTS STATUS REPORT

Monday, December 03, 2012

---

**Project Name: FAA Ductbank Relocation**

DOA PM: Dale Thompson PWD PM: Alison von Stein Estimate: \$1,350,000

FDU Number: 4910-8107-3231 Sub-project ID: 6000.064 ABIA Number: A3231

Project Status: Received feasibility study on 10/11/12. Distributed copies to Ascend representatives via email and FedEx. Met with Ascend (Scott Briggs) on 10/16/12. Airport staff met with FAA ADO rep (Marcelino Sanchez) to discuss the feasibility study and present the preferred routing. Submitted copies of documents to FAA for distribution to staff for their review and coordination.

---

**Project Name: BHS assessment and EDS Recapitalization**

DOA PM: Robert Hengst PWD PM: Estimate: \$410,000

FDU Number: 4910-8107-3232 Sub-project ID: 5415.071 ABIA Number: T3232

Project Status: TSA "Pre Design" package being completed. Design meeting held 12/3 to determine recommended approach, with 12/21 submission of Pre Design package (including approach) to TSA.

---

**Project Name: Landside Roadway Improvements**

DOA PM: Jennifer Williams PWD PM: Tony Krauss Estimate: \$2,000,000

FDU Number: 4910-8107-3249 Sub-project ID: 6001.092 ABIA Number: L3249

Project Status: Public Works ESD has been assigned as the project engineers. Scope of project determined internally. Meet with ESD to provide scope and start preliminary design.

---

**Project Name: Matrix Electrical Room HVAC Improvements**

DOA PM: Rohini Kumarage PWD PM: Estimate: \$100,000

FDU Number: 4910-8107-3253 Sub-project ID: 5415.088 ABIA Number: T3253

Project Status: Design ongoing.

---

## AVIATION PROJECTS STATUS REPORT

Monday, December 03, 2012

---

### 3 - Bid/Award

---

**Project Name: Information Technology Master Plan**

DOA PM: Robert Mercado      PWD PM:      Estimate: \$1,100,000

FDU Number: 4910-8107-3188      Sub-project ID: 6001.072      ABIA Number: M3188

Project Status: RFP proposals were received Thursday, November 8. Scoring is underway to shortlist the firms as needed.

---

**Project Name: Terminal Improvements 2012 (with T3213)**

DOA PM: Robert Hengst      PWD PM: Burton Jones      Estimate: \$6,500,000

FDU Number: 4910-8107-3190      Sub-project ID: 5415.059      ABIA Number: T3190

Project Status: RCA scheduled to go to Council 12/6.

---

**Project Name: New Employee Parking Lot**

DOA PM: Dale Thompson      PWD PM: John Wepryk      Estimate: \$9,560,300

FDU Number: 4910-8107-3195      Sub-project ID: 6001.074      ABIA Number: L3195

Project Status: Council approved award of construction contract to Chasco Constructors on 10/18/12. Construction contract with Chasco was executed by the City on 11/20/12. Formal Pre-Construction meeting held 11/28/12. Notice to Proceed date will be 12/10/2012. Weekly progress meetings will be held on Wednesdays at 10:30 am in Room 160.

---

**Project Name: Terminal Improvements 2012 (with T3190)**

DOA PM: Robert Hengst      PWD PM: Burton Jones      Estimate: \$1,900,000

FDU Number: 4910-8107-3213      Sub-project ID: 5415.063      ABIA Number: T3213

Project Status: RCA scheduled to go to Council 12/6.

---

## AVIATION PROJECTS STATUS REPORT

Monday, December 03, 2012

---

### 4 - Construction/Execution

---

**Project Name: Noise Mitigation Program Implementation - Grant 40**

DOA PM: Melinda Ruby      PWD PM:      Estimate: \$5,285,636

FDU Number: 4910-8107-3132      Sub-project ID: 5696.001      ABIA Number: N3132

**Project Status:** MOBILE HOME PARK: To-date, we have made offers on twenty-five (25) mobile homes. We have purchased twenty-four (24) homes. We anticipate purchasing the one (1) mobile home under contract in January, 2013. All twenty-four (24) acquired mobile homes are vacant. Asbestos abatement and demolition has been completed on twenty (20) of the vacant homes. Pending the completion of asbestos reports, the next round of abatement and demolition of homes will be completed in early January, 2013. We have been dealing with conflicts between families at the park and have sent warnings regarding aggressive dogs, disorderly conduct, accumulation of trash, interference with demolition crews, etc. We continue to assist homeowners who are not lawfully present in the U.S. but who have children who are U.S. citizens. We are assisting them with finding housing and seeking approval from lenders and landlords, including providing translation services. In addition, we are assisting homeowners with poor credit, low income, and/or all-cash income to find mobile home parks which will approve them. In summary, of the thirty-eight (38) mobile homes in the park, twenty-four (24) have been purchased. Fourteen (14) mobile homes remain to be purchased.

**LAWSUIT:** SH71 Partners filed a lawsuit to void their escrow agreement and receive all escrow funds. A judge granted the City's motion to dismiss. SH71 Partners objected, and the City filed an objection to their objection. We are still waiting for the Judge to rule on the objections. To-date, we have utilized the escrow account to help relocate two (2) families.

**AUCTION:** We held a sealed bid auction on 5 separate tracts of land in the Noise Mitigation Program on October 10, 2012. We received multiple responses on each of the tracts. Each response was over and above the fair market value. The FAA has approved the acceptance of the high bids. We will seek City Council approval on December 6th, 2012 requesting their acceptance and approval to execute all documents necessary to sell the tracts to the high bidders. With Council approval, we anticipate closing these transactions no later than December 31, 2012.

---

**Project Name: Noise Mitigation Program Implementation - Grant 44**

DOA PM: Melinda Ruby      PWD PM:      Estimate: \$1,834,511

FDU Number: 4910-8107-3137      Sub-project ID: 5696.001      ABIA Number: N3137

**Project Status:** Refer to N3132 for Project Status.

---

**Project Name: IS Bldg 7355 Fire Protection Improvements**

DOA PM: Robert Mercado      PWD PM: Robert Pirtle      Estimate: \$1,189,800

FDU Number: 4910-8107-3141      Sub-project ID: 6001.062      ABIA Number: P3141

**Project Status:** Substantial Completion was Monday, November 5 and move-in happened on November 6. Contractor currently working on the final punchlist items for the project.

---

**Project Name: Airfield Lighting Control and Monitoring System - Grant 55**

DOA PM: Dale Thompson      PWD PM: Robin Camp      Estimate: \$1,200,000

FDU Number: 4910-8107-3142      Sub-project ID: 6000.047      ABIA Number: A3142

**Project Status:** Contractor and vendor to return to ABIA the week of 11/26/12 to address punchlist items.

---

**Project Name: Noise Mitigation Program Implementation - Grant 50**

DOA PM: Melinda Ruby      PWD PM:      Estimate: \$5,887,907

FDU Number: 4910-8107-3150      Sub-project ID: 5696.001      ABIA Number: N3150

**Project Status:** Refer to N3132 for Project Status.

---

**Project Name: Noise Mitigation Program Implementation - Grant 46**

DOA PM: Melinda Ruby      PWD PM:      Estimate: \$2,388,477

FDU Number: 4910-8107-3154      Sub-project ID: 5696.001      ABIA Number: N3154

**Project Status:** Refer to N3132 for Project Status.

---



**AVIATION PROJECTS STATUS REPORT**

Monday, December 03, 2012

---

**Project Name: Noise Mitigation Program Implementation - Grant 51**

DOA PM: Melinda Ruby      PWD PM:      Estimate: \$2,575,000  
FDU Number: 4910-8107-3157      Sub-project ID: 5696.001      ABIA Number: N3157  
Project Status: Refer to N3132 for Project Status.

---

**Project Name: Terminal Expansion Joint Improvements**

DOA PM: Rohini Kumarage      PWD PM: Craig Russell      Estimate: \$669,000  
FDU Number: 4910-8107-3167      Sub-project ID: 5415.049      ABIA Number: T3167  
Project Status: The construction phase began on 11/26/12.  
A permit was not required for the project. Support document is in file. Weekly meetings will be held on Tuesdays at 10:00 a.m.  
Work hours are 10:00 p.m. to 6:00 a.m.

---

**Project Name: Terminal HVAC Unit Access Improvements**

DOA PM: Ben Avila      PWD PM: Burton Jones      Estimate: \$1,976,600  
FDU Number: 4910-8107-3171      Sub-project ID: 5415.053      ABIA Number: T3171  
Project Status: Project is in CONST Phase.  
NO CHANGE  
Construction is ongoing.  
Construction contract Substantial Completion date is currently February 13, 2013

---

**Project Name: ABIA Campus Signage Improvements Phase 2**

DOA PM: Janice White      PWD PM: Robin Camp      Estimate: \$2,650,000  
FDU Number: 4910-8107-3180      Sub-project ID: 6001.068      ABIA Number: L3180  
Project Status: Weekly construction meetings are being held. Construction coordination ongoing.

---

**Project Name: Presidential Boulevard Roadway Safety and Security Improvements - Grant 57**

DOA PM: Dale Thompson      PWD PM: Alison von Stein      Estimate: \$5,226,200  
FDU Number: 4910-8107-3196      Sub-project ID: 6001.075      ABIA Number: L3196  
Project Status: Construction commenced 10/1. Contractor performing grading for new pavement.

---

**Project Name: West Perimeter Road Rehabilitation**

DOA PM: Robert Hengst      PWD PM: None      Estimate: \$200,000  
FDU Number: 4910-8107-3198      Sub-project ID: 6000.057      ABIA Number: A3198  
Project Status: Escorted PW engineering and maintenance supervisors out to the road. Identified 22 sections that need repair. Will concentrate on 2 or 4 sections, the worst of the worst. Still waiting on new estimate for each section.

---

**Project Name: Presidential Blvd Pavement Rehab and Resurfacing - Grant 57**

DOA PM: Rohini Kumarage      PWD PM: Larry Mendez      Estimate: \$1,382,200  
FDU Number: 4910-8107-3206      Sub-project ID: 6001.082      ABIA Number: L3206  
Project Status: Completed work ahead of schedule. 8LF legend (at 45mph area) was ordered and they will be installed in December.

---

**Project Name: ARFF Vehicle - 3000 Gallon - Grant 56**

DOA PM: Shane Harbinson      PWD PM:      Estimate: \$768,000  
FDU Number: 4910-8107-3210      Sub-project ID: 6501.028      ABIA Number: P3210  
Project Status: Awaiting delivery February/March 2013.

---

## AVIATION PROJECTS STATUS REPORT

Monday, December 03, 2012

---

**Project Name: Airfield Security Fence Improvements**

DOA PM: Jennifer Williams      PWD PM:      Estimate: \$341,500

FDU Number: 4910-8107-3212      Sub-project ID: 6000.061      ABIA Number: A3212

Project Status: Metalink is going to start removing fence line from the front of the airport along Hwy 71.

---

**Project Name: Special Events**

DOA PM: Joe Medici      PWD PM: Robin Camp      Estimate: \$1,200,000

FDU Number: 4910-8107-3225      Sub-project ID: 6501.029      ABIA Number: M3225

Project Status: Checkpoint 4: Final construction items being completed.  
CBP Facility: Final punchlist items being completed.  
Curbside Analysis: Consultant RW-Armstrong provided drawing exhibits for modifications to curbside activities. Curb cuts and markings completed at "charter bus depot" at the east end of lower curb frontage. RW-A also provided final markups based on feedback comments related to upper level, curbside Ampco bus operations on 11/28/12. Cargo operational plan was implemented successfully for inbound and outbound charter activities - 12, B747-400 movements occurred during the event with no negative issues. Gates 2, 3, and 4 remarkings were provided by RW-A to accommodate B747-400 at Gate 2, B757-200 at gate 3 and B767-300 at gate 4. All apron activities went smoothly with minimal issues. Special events manual compilation beginning - debrief meeting held 11/28/12 to determine issues for the week long event. Lessons learned/recommendations to be incorporated into the special events manual. Anticipate completion possibly by 12/31/12.

---

**Project Name: Terminal Directories**

DOA PM: Janice White      PWD PM: Alison von Stein      Estimate: \$400,000

FDU Number: 4910-8107-3226      Sub-project ID: 5415.069      ABIA Number: T3226

Project Status: Barr Construction approved at August City council meeting.  
Submittals are in review.  
Construction on site to begin 12/3/12.

---

## TENANT PROJECTS STATUS REPORT

Monday, December 03, 2012

---

### 1 - Preliminary

---

**Project Name: Refurbishment of Auntie Anne's**

Project Sponsor/Client: Auntie Anne's

DOA PM: Richard Chaney

ABIA Number: F4003.03

Estimate: \$0

Project Status: Meeting with tenant on 30-Nov to discuss tenant requirements and schedule.

---

**Project Name: Ascend Hangar Facility Development**

Project Sponsor/Client: Ascend

DOA PM: Richard Chaney

ABIA Number: F5001.01

Estimate: \$0

Project Status: Update provided to tenant on 26-Nov-2012, feasibility study option #2 is the preferred option and would relocate the duct bank between the GA apron and the JetStar lease hold.

---

**Project Name: Vino Volo**

Project Sponsor/Client: Vino Volo

DOA PM: Richard Chaney

ABIA Number: Pending-003

Estimate: \$0

Project Status: meeting with tenant on 04-Dec-2012 to review scope and installation requirements.

---

**Project Name: Mobile Food Trailer**

Project Sponsor/Client: LAZIZ

DOA PM: Richard Chaney

ABIA Number: Pending-005

Estimate: \$0

Project Status: Internal meeting held on 29-Nov with properties to discuss scope and feasibility.

---

**Project Name: Tyler's**

Project Sponsor/Client: DNC

DOA PM: Richard Chaney

ABIA Number: Pending-006 (F4005)

Estimate: \$0

Project Status: Meeting held with tenant on 29-Nov to discuss scope and schedule.

---

**Project Name: Hoover's Cooking**

Project Sponsor/Client: DNC

DOA PM: Richard Chaney

ABIA Number: Pending-007 (F4005)

Estimate: \$540,000

Project Status: Meeting held with tenant on 29-Nov to discuss scope and schedule.

---

**Project Name: Austin Mac Works**

Project Sponsor/Client: DNC

DOA PM: Richard Chaney

ABIA Number: Pending-008 (F4005)

Estimate: \$0

Project Status: Meeting held with tenant on 29-Nov to discuss scope and schedule.

---

**Project Name: Lynx-Elegant Limo**

Project Sponsor/Client: Lynx

DOA PM: Richard Chaney

ABIA Number: Pending-009

Estimate: \$50,000

Project Status: preliminary design, meet with tenant on 29-Nov-2012 to discuss scope.

---



## TENANT PROJECTS STATUS REPORT

Monday, December 03, 2012

---

### 2 - Design

---

**Project Name: American Airlines Lease Space Reduction-2012**

Project Sponsor/Client:

DOA PM: Richard Chaney

ABIA Number: F1002.11

Estimate: \$0

Project Status: 100% design documents under review.

---

**Project Name: FaraCafe' Refurbishments 2012**

Project Sponsor/Client: FaraCafe'

DOA PM: Richard Chaney

ABIA Number: F4006.04

Estimate: \$100,000

Project Status: Design proceeding, consultant working on next submittal.

---

**Project Name: Jet Black FBO**

Project Sponsor/Client: Jet Black

DOA PM: Richard Chaney

ABIA Number: F5006.01

Estimate: \$20,000,000

Project Status: Site development package submitted 16-Nov-2012, building permit application submitted 20-Nov-2012. FAA airspace (7460) determinations received 06-Nov-2012, no objections with conditions.

---

**Project Name: Consolidated Rental Car Facility**

Project Sponsor/Client: Various

DOA PM: Janice White

ABIA Number: F8011.01

Estimate: \$144,000,000

Project Status: 100% Design Development documents issued 9/20/12.  
Updated additional information issued 11/8/12.  
Pricing ongoing with reconciliation work session schedule 12/17 and 12/18.  
Stipulated sum/price presentation 12/19/12.  
Site plan submitted for COA for approval. Continuing coordination meetings with COA permitting staff.  
Agreements with RAC ongoing. Finance plan coordination ongoing. Rating agency presentation 12/13/12. Project to go to January City Council meeting for approval.

---

**Project Name: Briggo Coffee**

Project Sponsor/Client: DNC/Briggo

DOA PM: Richard Chaney

ABIA Number: Pending-002

Estimate: \$0

Project Status: design development in progress.

---

**Project Name: Booth Fire Hydrant Modification**

Project Sponsor/Client: Booth ABIA LLC

DOA PM: Richard Chaney

ABIA Number: Pending-004

Estimate: \$0

Project Status: tenant representative has been informed of AFD hydrant requirements, and the requirement to add obstruction lighting to NW corner of T-hangar A.

---

## TENANT PROJECTS STATUS REPORT

Monday, December 03, 2012

---

### 3 - Bid/Award

---

**Project Name: UA/CO GSE Relocation**

Project Sponsor/Client: United Airlines

DOA PM: Richard Chaney

ABIA Number: F1018.20

Estimate: \$0

Project Status: NC-The airline project manager has contacted me indicating that they wish to start this project back up.  
More details forthcoming.

---

**Project Name: Hertz Gold Choice Exit Upgrades**

Project Sponsor/Client: Hertz

DOA PM: Richard Chaney

ABIA Number: F8009.05

Estimate: \$0

Project Status: NC-Permitting

---

## TENANT PROJECTS STATUS REPORT

Monday, December 03, 2012

---

### 4 - Construction/Execution

---

**Project Name: AT&T**

Project Sponsor/Client: AT&T

DOA PM: Richard Chaney

ABIA Number: F3001.02

Estimate: \$0

Project Status: Pre-construction meeting held on 27-Nov-2012. Notice to Proceed (NTP) with construction pending completion of pre-con items such as bonding, insurance etc.. Project will be completed in phases, phase 1 includes site prep and installation of communication shelter. Phase 2 will be the power and meter installation.

---

**Project Name: Armed Forces Reserve Center & Vehicle Maintenance Facility**

Project Sponsor/Client: AFRC VMF

DOA PM: Richard Chaney

ABIA Number: F6005.02

Estimate: \$41,500,000

Project Status: Project continues to move forward without any major issues.

---

**Project Name: LSG Sky Chefs Roof Replacement 2012**

Project Sponsor/Client: LSG Sky Chef

DOA PM: Richard Chaney

ABIA Number: F7028.02

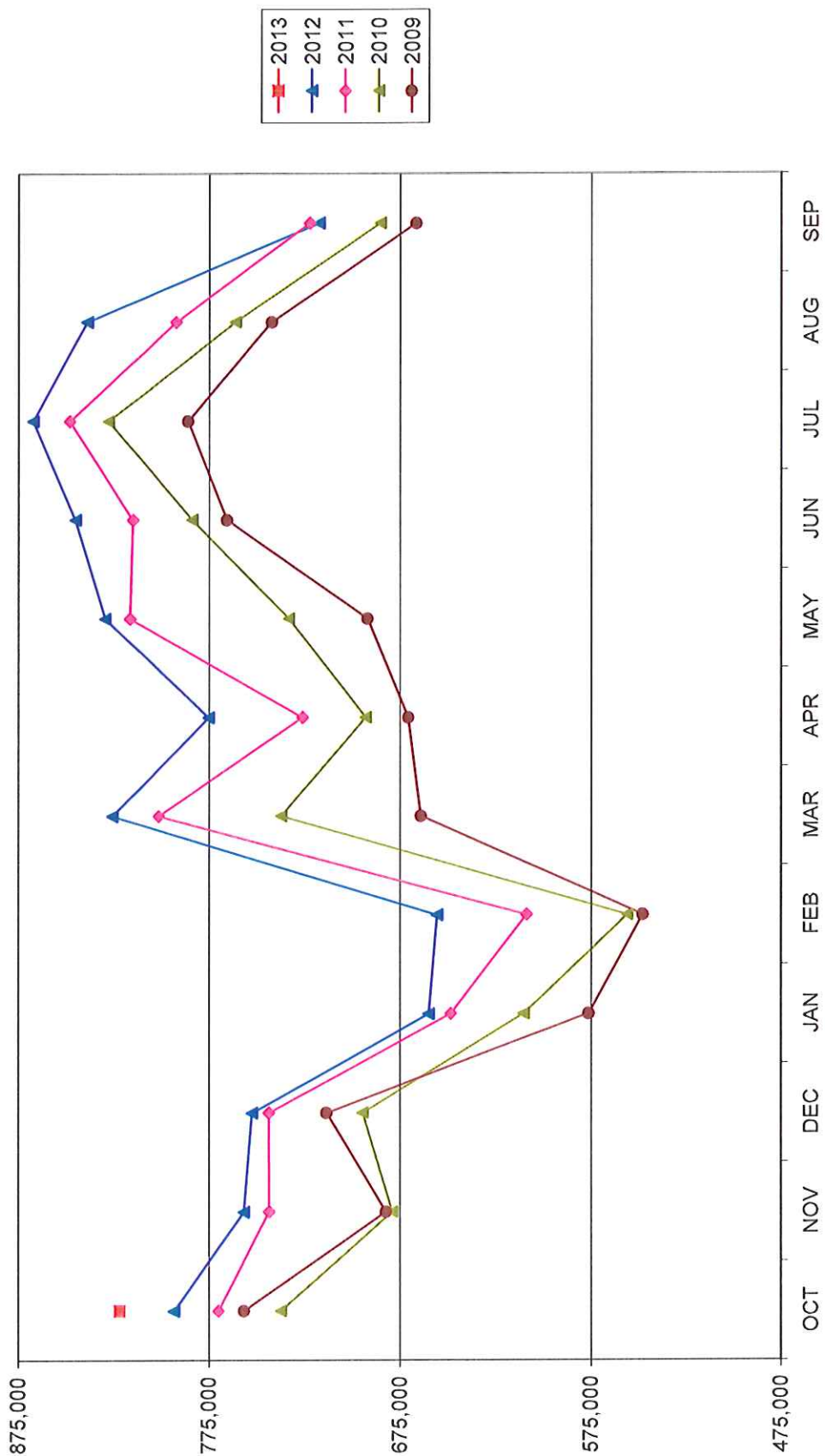
Estimate: \$120,000

Project Status: 11/20/2012: Working with properties on the certificates of insurance and bonding.

---



AUSTIN PASSENGER TRAFFIC  
Fiscal Year 2013 vs 2012



# Austin-Bergstrom International Airport

## Aviation Activity Report

### Fiscal Year 2013 vs 2012

	10/2012	10/2011	Percent Change	10/2012 - 10/2012	10/2011 - 10/2011	Percent Change
<b><u>Passenger Activity</u></b>						
Domestic Enplaned Revenue	396,801	383,080	3.58	396,801	383,080	3.58
Domestic Deplaned Revenue	404,183	390,764	3.43	404,183	390,764	3.43
International Enplaned Revenue	745	0	0.00	745	0	0.00
International Deplaned Revenue	1,006	173	481.50	1,006	173	481.50
Domestic Enplaned Non-Revenue	10,165	10,263	-0.95	10,165	10,263	-0.95
Domestic Deplaned Non-Revenue	9,061	9,328	-2.86	9,061	9,328	-2.86
International Enplaned Non-Revenue	0	0	0.00	0	0	0.00
International Deplaned Non-Revenue	0	32	-100.00	0	32	-100.00
South Terminal-Intl Enplaned Revenue	0	0	0.00	0	0	0.00
South Terminal-Intl Deplaned Revenue	0	0	0.00	0	0	0.00
South Terminal-Intl Enplaned Non-Revenue	0	0	0.00	0	0	0.00
South Terminal-Intl Deplaned Non-Revenue	0	0	0.00	0	0	0.00
Passenger Totals	821,961	793,640	3.57	821,961	793,640	3.57

CURRENT PASSENGER RECORD = 869,308

RECORD SET = JUNE 2008

#### **Aircraft Operations**

Air Carrier	8,342	8,028	3.91	8,342	8,028	3.91
Commuter & Air Taxi	1,514	1,598	-5.26	1,514	1,598	-5.26
Military	499	495	0.81	499	495	0.81
General Aviation						
Itinerant	4,728	4,554	3.82	4,728	4,554	3.82
Local	188	208	-9.62	188	208	-9.62
Total G.A.	4,916	4,762	3.23	4,916	4,762	3.23
Total Operations	15,271	14,883	2.61	15,271	14,883	2.61

# Austin-Bergstrom International Airport

## Aviation Activity Report

### Fiscal Year 2013 vs 2012

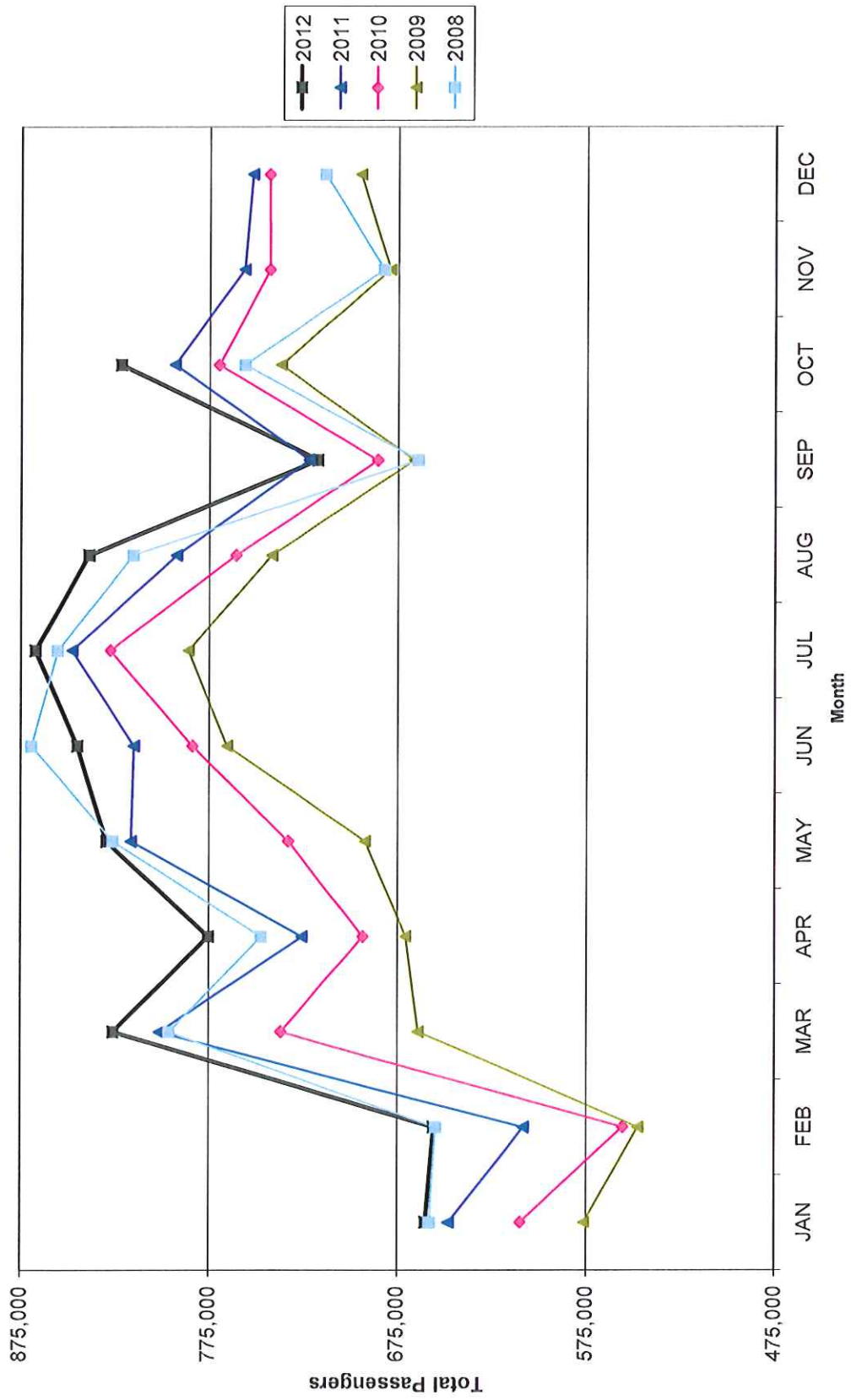
	10/2012	10/2011	Percent Change	10/2012 - 10/2012	10/2011 - 10/2011	Percent Change
<b><u>Cargo Activity</u></b>						
Mail						
Domestic Enplaned Mail	81,651	60,507	34.94	81,651	60,507	34.94
Domestic Deplaned Mail	232,955	165,539	40.73	232,955	165,539	40.73
International Enplaned Mail	0	0	0.00	0	0	0.00
International Deplaned Mail	0	0	0.00	0	0	0.00
South Terminal-Intl Enplaned Mail	0	0	0.00	0	0	0.00
South Terminal-Intl Deplaned Mail	0	0	0.00	0	0	0.00
Mail Totals	314,606	226,046	39.18	314,606	226,046	39.18
Cargo						
Domestic Enplaned Cargo	5,089,196	5,181,958	-1.79	5,089,196	5,181,958	-1.79
Domestic Deplaned Cargo	5,828,695	5,453,509	6.88	5,828,695	5,453,509	6.88
International Enplaned Cargo	412,580	625,896	-34.08	412,580	625,896	-34.08
International Deplaned Cargo	208,866	477,644	-56.27	208,866	477,644	-56.27
South Terminal-Intl Enplaned Cargo	0	0	0.00	0	0	0.00
South Terminal-Intl Deplaned Cargo	0	0	0.00	0	0	0.00
Cargo Totals	11,539,337	11,739,007	-1.70	11,539,337	11,739,007	-1.70
Belly Freight						
Domestic Enplaned Belly Freight	376,168	471,783	-20.27	376,168	471,783	-20.27
Domestic Deplaned Belly Freight	380,420	411,589	-7.57	380,420	411,589	-7.57
International Enplaned Belly Freight	0	0	0.00	0	0	0.00
International Deplaned Belly Freight	0	0	0.00	0	0	0.00
South Terminal-Intl Enplaned Belly Frt	0	0	0.00	0	0	0.00
South Terminal-Intl Deplaned Belly Frt	0	0	0.00	0	0	0.00
Belly Freight Totals	756,588	883,372	-14.35	756,588	883,372	-14.35
Cargo Totals (Mail, Cargo, Belly Freight)	12,610,531	12,848,425	-1.85	12,610,531	12,848,425	-1.85

CURRENT CARGO RECORD = 40,215,518

RECORD SET = MARCH 2001



**AUSTIN PASSENGER TRAFFIC**  
Calendar Year 2012 vs 2011



# Austin-Bergstrom International Airport

## Aviation Activity Report

### Calendar Year 2012 vs 2011

	10/2012	10/2011	Percent Change	01/2012 - 10/2012	01/2011 - 10/2011	Percent Change
<b><u>Passenger Activity</u></b>						
Domestic Enplaned Revenue	396,801	383,080	3.58	3,805,492	3,678,803	3.44
Domestic Deplaned Revenue	404,183	390,764	3.43	3,821,090	3,685,575	3.68
International Enplaned Revenue	745	0	0.00	9,467	4,546	108.25
International Deplaned Revenue	1,006	173	481.50	10,502	4,726	122.22
Domestic Enplaned Non-Revenue	10,165	10,263	-0.95	99,241	102,920	-3.57
Domestic Deplaned Non-Revenue	9,061	9,328	-2.86	91,013	95,143	-4.34
International Enplaned Non-Revenue	0	0	0.00	0	34	-100.00
International Deplaned Non-Revenue	0	32	-100.00	12	63	-80.95
South Terminal-Intl Enplaned Revenue	0	0	0.00	0	0	0.00
South Terminal-Intl Deplaned Revenue	0	0	0.00	0	0	0.00
South Terminal-Intl Enplaned Non-Revenue	0	0	0.00	0	0	0.00
South Terminal-Intl Deplaned Non-Revenue	0	0	0.00	0	0	0.00
Passenger Totals	821,961	793,640	3.57	7,836,817	7,571,810	3.50

CURRENT PASSENGER RECORD = 869,308

RECORD SET = JUNE 2008

#### **Aircraft Operations**

Air Carrier	8,342	8,028	3.91	81,498	79,581	2.41
Commuter & Air Taxi	1,514	1,598	-5.26	13,083	15,096	-13.33
Military	499	495	0.81	4,932	5,850	-15.69
General Aviation						
Itinerant	4,728	4,554	3.82	41,309	45,847	-9.90
Local	188	208	-9.62	1,748	2,659	-34.26
Total G.A.	4,916	4,762	3.23	43,057	48,506	-11.23
Total Operations	15,271	14,883	2.61	142,570	149,033	-4.34

# Austin-Bergstrom International Airport

## Aviation Activity Report

### Calendar Year 2012 vs 2011

	10/2012	10/2011	Percent Change	01/2012 - 10/2012	01/2011 - 10/2011	Percent Change
<b><u>Cargo Activity</u></b>						
Mail						
Domestic Enplaned Mail	81,651	60,507	34.94	824,121	1,124,294	-26.70
Domestic Deplaned Mail	232,955	165,539	40.73	1,814,716	2,349,810	-22.77
International Enplaned Mail	0	0	0.00	0	0	0.00
International Deplaned Mail	0	0	0.00	0	0	0.00
South Terminal-Intl Enplaned Mail	0	0	0.00	0	0	0.00
South Terminal-Intl Deplaned Mail	0	0	0.00	0	0	0.00
Mail Totals	314,606	226,046	39.18	2,638,837	3,474,104	-24.04
Cargo						
Domestic Enplaned Cargo	5,089,196	5,181,958	-1.79	51,308,750	52,024,685	-1.38
Domestic Deplaned Cargo	5,828,695	5,453,509	6.88	56,319,615	52,719,159	6.83
International Enplaned Cargo	412,580	625,896	-34.08	3,891,531	4,523,465	-13.97
International Deplaned Cargo	208,866	477,644	-56.27	3,458,289	4,160,631	-16.88
South Terminal-Intl Enplaned Cargo	0	0	0.00	0	0	0.00
South Terminal-Intl Deplaned Cargo	0	0	0.00	0	0	0.00
Cargo Totals	11,539,337	11,739,007	-1.70	114,978,185	113,427,940	1.37
Belly Freight						
Domestic Enplaned Belly Freight	376,168	471,783	-20.27	5,400,226	4,573,752	18.07
Domestic Deplaned Belly Freight	380,420	411,589	-7.57	4,414,168	4,763,285	-7.33
International Enplaned Belly Freight	0	0	0.00	0	0	0.00
International Deplaned Belly Freight	0	0	0.00	0	0	0.00
South Terminal-Intl Enplaned Belly Frt	0	0	0.00	0	0	0.00
South Terminal-Intl Deplaned Belly Frt	0	0	0.00	0	0	0.00
Belly Freight Totals	756,588	883,372	-14.35	9,814,394	9,337,037	5.11
Cargo Totals (Mail, Cargo, Belly Freight)	12,610,531	12,848,425	-1.85	127,431,416	126,239,081	0.94

CURRENT CARGO RECORD = 40,215,518

RECORD SET = MARCH 2001



CITY OF AUSTIN  
AUSTIN-BERGSTROM INTERNATIONAL AIRPORT  
Airport Operating Fund 5070  
Operating Income Statement - For Internal Use Only  
Fiscal Year to Date for 1 Month(s) ended October 31, 2012

	FY2012 Close 2 Actuals	FY2013 Amended Budget	Budget Annualized 1 month(s)	FY2013 Year to Date w/ Encumb	Y-T-D Variance Fav (Unfav)	Y-T-D % Variance Fav (Unfav)
REVENUE						
AIRLINE REVENUE						
Landing Fees	18,863,991	21,364,000	1,780,333	1,829,753	49,420	2.8%
Terminal Rental & Other Fees	21,158,377	21,948,000	1,829,000	2,019,397	190,397	10.4%
TOTAL AIRLINE REVENUE	40,022,368	43,312,000	3,609,333	3,849,150	239,817	6.6%
NON-AIRLINE REVENUE						
Parking	31,028,655	32,394,000	2,699,500	2,799,984	100,484	3.7%
Other Concessions	17,556,494	18,386,000	1,532,167	1,567,243	35,076	2.3%
Other Rentals and Fees	6,712,706	6,384,000	532,000	557,589	25,589	4.8%
TOTAL NON-AIRLINE REVENUE	55,297,855	57,164,000	4,763,667	4,924,816	161,149	3.4%
TOTAL OPERATING REVENUE	95,320,223	100,476,000	8,373,000	8,773,966	400,966	4.8%
OPERATING REQUIREMENTS						
Fac Mgmt, Ops and Airport Security	36,214,959	39,942,715	3,327,228	3,118,542	208,686	6.3%
Airport Planning and Development	1,701,854	1,970,670	164,157	184,926	(20,769)	(12.7%)
Support Services	9,972,851	11,580,545	964,660	881,413	83,247	8.6%
Business Services	8,787,122	9,399,188	782,953	744,159	38,794	5.0%
TOTAL OPERATING EXPENSES	56,676,786	62,893,118	5,238,998	4,929,040	309,958	5.9%
OTHER REQUIREMENTS						
Workers' Compensation	329,622	387,874	32,310	32,323	(13)	(0.0%)
Citywide Administrative Support	1,563,714	2,203,706	183,569	183,647	(78)	(0.0%)
Communications & Technology Mgmt	1,201,393	1,301,149	108,386	108,429	(43)	(0.0%)
Accrued Payroll	107,469	99,238	8,267	8,270	(3)	(0.0%)
Compensation Adjustment	20,312	22,425	1,868	0	1,868	100.0%
Liability Reserve	20,000	20,000	1,666	1,667	(1)	(0.1%)
Operating Reserve	449,546	964,050	80,305	332,694	(252,389)	(314.3%)
CTECC	141,930	126,796	10,562	10,566	(4)	(0.0%)
Trunked Radio Allocation	89,190	120,225	10,015	10,019	(4)	(0.0%)
TOTAL OTHER REQUIREMENTS	5,173,219	5,245,463	436,948	687,615	(250,667)	(57.4%)
TOTAL OPERATING REQUIREMENTS	61,850,005	68,138,581	5,675,946	5,616,655	59,291	1.0%
OPERATING INCOME	33,470,218	32,337,419	2,697,054	3,157,311	460,257	17.1%
OPERATING MARGIN	35.11%	32.18%	32.21%	35.98%	3.77%	

**CITY OF AUSTIN**  
**AUSTIN-BERGSTROM INTERNATIONAL AIRPORT**  
**Airport Operating Fund 5070**  
**Income Statement - For Internal Use Only**  
**Fiscal Year to Date for 1 Month(s) ended October 31, 2012**

	Amended Budget	Budget Annualized 1 month(s)	Year to Date w/ Encumb	Y-T-D Variance Fav (Unfav)	Y-T-D % Variance Fav (Unfav)
<b>REVENUE</b>					
<b>AIRLINE REVENUE</b>					
Landing Fees	21,364,000	1,780,333	1,829,753	49,420	2.8%
Terminal Rental & Other Fees	21,948,000	1,829,000	2,019,397	190,397	10.4%
<b>TOTAL AIRLINE REVENUE</b>	<b>43,312,000</b>	<b>3,609,333</b>	<b>3,849,150</b>	<b>239,817</b>	<b>6.6%</b>
<b>NON-AIRLINE REVENUE</b>					
Parking	32,394,000	2,699,500	2,799,984	100,484	3.7%
Other Concessions	18,386,000	1,532,167	1,567,243	35,076	2.3%
Other Rentals and Fees	6,384,000	532,000	557,589	25,589	4.8%
<b>TOTAL NON-AIRLINE REVENUE</b>	<b>57,164,000</b>	<b>4,763,667</b>	<b>4,924,816</b>	<b>161,149</b>	<b>3.4%</b>
Interest Income	100,000	8,333	3,790	(4,543)	(54.5%)
<b>TOTAL REVENUE</b>	<b>100,576,000</b>	<b>8,381,333</b>	<b>8,777,756</b>	<b>396,423</b>	<b>4.7%</b>
<b>OPERATING REQUIREMENTS</b>					
Fac Mgmt, Ops and Airport Security	39,942,715	3,327,228	3,118,542	208,686	6.3%
Airport Planning and Development	1,970,670	164,157	184,926	(20,769)	(12.7%)
Support Services	11,580,545	964,660	881,413	83,247	8.6%
Business Services	9,399,188	782,953	744,159	38,794	5.0%
<b>TOTAL OPERATING EXPENSES</b>	<b>62,893,118</b>	<b>5,238,998</b>	<b>4,929,040</b>	<b>309,958</b>	<b>5.9%</b>
<b>Debt Service</b>					
GO Debt Service Fund	26,272	2,188	2,189	(1)	(0.1%)
2003 Series Airport Revenue Bond DS	3,239,363	269,839	915,000	(645,161)	(239.1%)
2005 Variable rate Notes (Swap)	24,728,090	2,059,850	1,318,796	741,054	36.0%
2005 Variable rate Notes Fees	3,333,684	277,696	281,711	(4,015)	(1.4%)
PFC Debt Service Funding	(12,855,062)	(1,070,827)	(1,075,297)	4,470	(0.4%)
<b>TOTAL Net Debt Service</b>	<b>18,472,347</b>	<b>1,538,746</b>	<b>1,442,399</b>	<b>96,347</b>	<b>6.3%</b>
<b>OTHER REQUIREMENTS</b>					
Workers' Compensation	387,874	32,310	32,323	(13)	(0.0%)
Citywide Administrative Support	2,203,706	183,569	183,647	(78)	(0.0%)
Communications & Technology Mgmt	1,301,149	108,386	108,429	(43)	(0.0%)
Accrued Payroll	99,238	8,267	8,270	(3)	(0.0%)
Compensation Adjustment	22,425	1,868	0	1,868	100.0%
Liability Reserve	20,000	1,666	1,667	(1)	(0.1%)
Operating Reserve	964,050	80,305	332,694	(252,389)	(314.3%)
CTECC	126,796	10,562	10,566	(4)	(0.0%)
Trunked Radio Allocation	120,225	10,015	10,019	(4)	(0.0%)
<b>TOTAL OTHER REQUIREMENTS</b>	<b>5,245,463</b>	<b>436,948</b>	<b>687,615</b>	<b>(250,667)</b>	<b>(57.4%)</b>
<b>TOTAL REQUIREMENTS</b>	<b>86,610,928</b>	<b>7,214,692</b>	<b>7,059,054</b>	<b>155,638</b>	<b>2.2%</b>
<b>EXCESS (DEFICIT) OF TOTAL AVAILABLE FUNDS OVER TOTAL REQUIREMENTS</b>	<b>13,965,072</b>	<b>1,166,641</b>	<b>1,718,702</b>	<b>552,061</b>	<b>47.3%</b>



**CITY OF AUSTIN**  
**AUSTIN-BERGSTROM INTERNATIONAL AIRPORT**  
**FUND SUMMARY COMPARISON WITH PPE RECONCILIATION**

This month - This Year vs. Last Year  
FY13 (Oct 12) vs FY12 (Oct 11)

Fiscal YTD - This Year vs. Last Year  
FY13 (Oct 12 - Oct 12) vs FY12 (Oct 11 - Oct 11)

<u>Airline Revenue</u>	<u>FY13</u> <u>Oct-12</u>	<u>FY12</u> <u>Oct-11</u>	<u>Fav (Unfav)</u> <u>\$ Variance</u>	<u>Fav (Unfav)</u> <u>% Variance</u>	<u>FY13</u> <u>YTD</u> <u>Oct-12</u>	<u>FY12</u> <u>YTD</u> <u>Oct-11</u>	<u>Fav (Unfav)</u> <u>\$ Variance</u>	<u>Fav (Unfav)</u> <u>% Variance</u>
Landing Fees	1,829,753	1,607,211	222,542	13.8%	1,829,753	1,607,211	222,542	13.8%
Terminal Rental & Other Fees	2,019,397	1,707,751	311,646	18.2%	2,019,397	1,707,751	311,646	18.2%
Total Airline Revenue	3,849,150	3,314,962	534,188	16.1%	3,849,150	3,314,962	534,188	16.1%
<u>Non-Airline Revenue</u>								
Parking	2,799,984	2,684,387	115,597	4.3%	2,799,984	2,684,387	115,597	4.3%
Food/Beverage & Retail	528,959	523,619	5,340	1.0%	528,959	523,619	5,340	1.0%
Rental Car	907,355	852,764	54,591	6.4%	907,355	852,764	54,591	6.4%
Advertising	76,342	63,957	12,385	19.4%	76,342	63,957	12,385	19.4%
Ads Barter Revenue	4,333	2,285	2,048	89.6%	4,333	2,285	2,048	89.6%
Other Concessions	50,254	64,450	(14,196)	(22.0%)	50,254	64,450	(14,196)	(22.0%)
Other Rentals and Fees	557,589	512,995	44,594	8.7%	557,589	512,995	44,594	8.7%
Total Non-Airline Revenue	4,924,816	4,704,457	220,359	4.7%	4,924,816	4,704,457	220,359	4.7%
Interest Income	3,790	15,265	(11,475)	(75.2%)	3,790	15,265	(11,475)	(75.2%)
Total Operating Revenue	8,777,756	8,034,684	743,072	9.2%	8,777,756	8,034,684	743,072	9.2%
<u>Operating Requirements</u>								
Fac Mgmt, Ops and Airport Security	3,118,542	2,661,644	(456,898)	(17.2%)	3,118,542	2,661,644	(456,898)	(17.2%)
Airport Planning and Development	184,926	124,623	(60,303)	(48.4%)	184,926	124,623	(60,303)	(48.4%)
Support Services	881,413	859,180	(22,233)	(2.6%)	881,413	859,180	(22,233)	(2.6%)
Business Services	744,159	737,320	(6,839)	(0.9%)	744,159	737,320	(6,839)	(0.9%)
Total Operating Expense	4,929,040	4,382,767	(546,273)	(12.5%)	4,929,040	4,382,767	(546,273)	(12.5%)
<u>Debt Service</u>								
GO Debt Service Fund	2,189	7,513	5,324	70.9%	2,189	7,513	5,324	70.9%
2003 Series Airport Revenue Bond DS	915,000	377,000	(538,000)	(142.7%)	915,000	377,000	(538,000)	(142.7%)
2005 Variable rate Notes (Swap)	1,318,796	1,789,156	470,360	26.3%	1,318,796	1,789,156	470,360	26.3%
2005 Variable rate Notes Fees	281,711	241,769	(39,942)	(16.5%)	281,711	241,769	(39,942)	(16.5%)
\$28 Million Variable Rate Note	0	48,856	48,856	100.0%	0	48,856	48,856	100.0%
PFC Debt Service Funding	(1,075,297)	(1,008,024)	67,273	6.7%	(1,075,297)	(1,008,024)	67,273	6.7%
Total Debt Service	1,442,399	1,456,270	13,871	1.0%	1,442,399	1,456,270	13,871	1.0%
<u>Other Requirements</u>								
Workers' Compensation	32,323	27,468	(4,855)	(17.7%)	32,323	27,468	(4,855)	(17.7%)
Citywide Administrative Support	183,647	130,309	(53,338)	(40.9%)	183,647	130,309	(53,338)	(40.9%)
Communications & Technology Mgmt	108,429	100,116	(8,313)	(8.3%)	108,429	100,116	(8,313)	(8.3%)
Accrued Payroll	8,270	4,650	(3,620)	(77.8%)	8,270	4,650	(3,620)	(77.8%)
Additional Retirement Contribution	0	96,595	96,595	100.0%	0	96,595	96,595	100.0%
Operating Reserve	332,694	0	(332,694)	N/A	332,694	0	(332,694)	N/A
CTECC	10,566	11,828	1,262	10.7%	10,566	11,828	1,262	10.7%
Trunked Radio Allocation	10,019	7,432	(2,587)	(34.8%)	10,019	7,432	(2,587)	(34.8%)
Liability Reserve	1,667	1,666	(1)	(0.1%)	1,667	1,666	(1)	(0.1%)
Total Other Requirements	687,615	380,064	(307,551)	(80.9%)	687,615	380,064	(307,551)	(80.9%)
Total Requirements	7,059,054	6,219,101	(839,953)	(13.5%)	7,059,054	6,219,101	(839,953)	(13.5%)
SURPLUS (DEFICIT) OF TOTAL AVAILABLE FUNDS OVER TOTAL REQUIREMENTS	\$ 1,718,702	\$ 1,815,583	\$ (96,881)	(5.3%)	\$ 1,718,702	\$ 1,815,583	\$ (96,881)	(5.3%)



**CITY OF AUSTIN**  
**AUSTIN-BERGSTROM INTERNATIONAL AIRPORT**  
**Non-Airline Revenue Detail**

This month - This Year vs. Last Year  
FY13 (Oct 12) vs FY12 (Oct 11)

Fiscal YTD - This Year vs. Last Year  
FY13 (Oct 12 - Oct 12) vs FY12 (Oct 11 - Oct 11)

	October 2012	October 2011	Fav (Unfav) Variance	Fav (Unfav) %	YTD FY13	YTD FY12	Fav (Unfav) Variance	Fav (Unfav) %
<b>PARKING REVENUES</b>								
Parking	2,683,108	2,575,707	107,401	4.17%	2,683,108	2,575,707	107,401	4.17%
Off Airport Parking	116,876	108,680	8,196	7.54%	116,876	108,680	8,196	7.54%
<b>TOTAL PARKING REVENUES</b>	<b>2,799,984</b>	<b>2,684,387</b>	<b>115,597</b>	<b>4.31%</b>	<b>2,799,984</b>	<b>2,684,387</b>	<b>115,597</b>	<b>4.31%</b>
<b>OTHER CONCESSIONS</b>								
Rental Cars	907,355	852,764	54,591	6.40%	907,355	852,764	54,591	6.40%
Food and Beverage	289,660	294,781	(5,121)	(1.74%)	289,660	294,781	(5,121)	(1.74%)
Advertising	76,342	63,957	12,385	19.36%	76,342	63,957	12,385	19.36%
Telephone	18,507	31,546	(13,039)	(41.33%)	18,507	31,546	(13,039)	(41.33%)
News and Gift	239,299	228,838	10,461	4.57%	239,299	228,838	10,461	4.57%
Ads Barter Revenue	4,333	2,048	2,285	89.63%	4,333	2,285	2,048	89.63%
Airline Catering	12,259	14,068	(1,809)	(12.86%)	12,259	14,068	(1,809)	(12.86%)
Vending Commissions	19,044	18,544	500	2.70%	19,044	18,544	500	2.70%
Miscellaneous	444	292	152	52.05%	444	292	152	52.05%
<b>TOTAL OTHER CONCESSIONS</b>	<b>1,567,243</b>	<b>1,507,075</b>	<b>60,168</b>	<b>3.99%</b>	<b>1,567,243</b>	<b>1,507,075</b>	<b>60,168</b>	<b>3.99%</b>
<b>OTHER RENTALS &amp; FEES</b>								
Building-FBOs	42,750	42,193	557	1.32%	42,750	42,193	557	1.32%
Building - Other	118,650	111,543	7,107	6.37%	118,650	111,543	7,107	6.37%
Ground Rent	72,337	72,085	252	0.35%	72,337	72,085	252	0.35%
Telephone - STS	28,783	28,637	146	0.51%	28,783	28,637	146	0.51%
Building Maintenance Reimbursements	9,354	9,354	0	0.00%	9,354	9,354	0	0.00%
Facility Services Reimbursements	4,329	4,075	254	6.23%	4,329	4,075	254	6.23%
Hotel	48,819	48,422	397	0.82%	48,819	48,422	397	0.82%
GTSA Shuttle Permits	1,018	2,015	(997)	(49.48%)	1,018	2,015	(997)	(49.48%)
Taxi-Cab	41,967	7,124	34,843	489.09%	41,967	7,124	34,843	489.09%
Cargo Facilities	18,503	17,733	770	4.34%	18,503	17,733	770	4.34%
Fuel Flowage	37,980	45,485	(7,505)	(16.50%)	37,980	45,485	(7,505)	(16.50%)
Fuel Facility Fees	63,070	62,219	851	1.37%	63,070	62,219	851	1.37%
Cargo Ramp Use Fee	36,326	36,576	(250)	(0.68%)	36,326	36,576	(250)	(0.68%)
Other	19,997	17,306	2,691	15.55%	19,997	17,306	2,691	15.55%
Cash Over/Short	997	956	41	4.29%	997	956	41	4.29%
Special Events	500	0	500	N/A	500	0	500	N/A
GSEM User Fee	3,177	3,177	0	0.00%	3,177	3,177	0	0.00%
Airport ID Badges, Fingerprints, Keys	9,032	4,095	4,937	120.56%	9,032	4,095	4,937	120.56%
<b>TOTAL OTHER RENTALS &amp; FEES</b>	<b>557,589</b>	<b>512,995</b>	<b>44,594</b>	<b>8.69%</b>	<b>557,589</b>	<b>512,995</b>	<b>44,594</b>	<b>8.69%</b>
<b>TOTAL NON-AIRLINE REVENUE</b>	<b>4,924,816</b>	<b>4,704,457</b>	<b>220,359</b>	<b>4.68%</b>	<b>4,924,816</b>	<b>4,704,457</b>	<b>220,359</b>	<b>4.68%</b>
<b>ACTUAL % OF TOTAL REVENUE</b>	<b>56.1%</b>	<b>58.6%</b>	<b>(2.5)</b>	<b>(4.27%)</b>	<b>56.1%</b>	<b>58.6%</b>	<b>(2.5)</b>	<b>(4.27%)</b>
<b>TARGET %</b>	<b>60.0%</b>				<b>60.0%</b>			

CITY OF AUSTIN  
AUSTIN-BERGSTROM INTERNATIONAL AIRPORT  
NON-AIRLINE REVENUE ACTUALS

	This month - This Year vs. Last Year				Fiscal YTD - This Year vs. Last Year			
	FY13 (Oct 12) vs FY12 (Oct 11)				FY13 (Oct 12) vs FY12 (Oct 11)			
	<u>FY13 Oct-12</u>	<u>FY12 Oct-11</u>	<u>Fav (Unfav) \$ Variance</u>	<u>Fav (Unfav) % Variance</u>	<u>FY13 YTD Oct-12</u>	<u>FY12 YTD Oct-11</u>	<u>Fav (Unfav) \$ Variance</u>	<u>Fav (Unfav) % Variance</u>
<b><u>Non-Airline Revenue</u></b>								
<b><u>OTHER CONCESSIONS</u></b>								
Rental Cars	979,251	898,542	80,709	9.0%	979,251	898,542	80,709	9.0%
Food and Beverage	296,899	279,256	17,643	6.3%	296,899	279,256	17,643	6.3%
News and Gift	255,273	220,463	34,810	15.8%	255,273	220,463	34,810	15.8%
<b>TOTAL</b>	<b>1,531,423</b>	<b>1,398,261</b>	<b>133,162</b>	<b>9.5%</b>	<b>1,531,423</b>	<b>1,398,261</b>	<b>133,162</b>	<b>9.5%</b>

CITY OF AUSTIN  
AUSTIN-BERGSTROM INTERNATIONAL AIRPORT  
ADVERTISING CONTRACT ANALYSIS

<u>Advertising</u>	This month - This Year vs. Last Year FY13 (Oct 12) vs FY12 (Oct 11)				
	<u>FY13 Oct-12</u>	<u>FY12 Oct-11</u>	<u>Fav (Unfav) \$ Variance</u>	<u>Fav (Unfav) % Variance</u>	
Hotel	2,135	2,205	(70)	(3.2%)	
Cab	830	785	45	5.7%	
Others:					
Static Display	49,154	32,857	16,297	49.6%	
Tech Display	23,594	28,111	(4,517)	(16.1%)	
MAG*	0	0	0	N/A	
Others Subtotal:	72,748	60,968	11,780	19.3%	
<b>TOTAL</b>	<b>75,713</b>	<b>63,958</b>	<b>11,755</b>	<b>18.4%</b>	

\*Includes credit to Clear Channel for annual MAG true-up.


Fiscal YTD - This Year vs. Last Year FY13 (Oct 12) vs FY12 (Oct 11)				
	<u>FY13 YTD Oct-12</u>	<u>FY12 YTD Oct-11</u>	<u>Fav (Unfav) \$ Variance</u>	<u>Fav (Unfav) % Variance</u>
	2,135	2,205	(70)	(3.2%)
	830	785	45	5.7%
	49,154	32,857	16,297	49.6%
	23,594	28,111	(4,517)	(16.1%)
	0	0	0	N/A
	72,748	60,968	11,780	19.3%
<b>TOTAL</b>	<b>75,713</b>	<b>63,958</b>	<b>11,755</b>	<b>18.4%</b>



**AUSTIN-BERGSTROM INTERNATIONAL AIRPORT  
ENPLANEMENTS  
FY 2013 VS. FY 2012**

	<u>FY 2012</u>	<u>FY 2011</u>	<u>Month over Month</u> <u>Change</u> <u>%</u>	<u>YTD</u> <u>Change</u> <u>%</u>
October	407,711	393,343	3.65%	3.65%
November	-	379,810		
December	-	383,096		
January	-	326,181		
February	-	327,914		
March	-	409,926		
April	-	392,321		
May	-	419,832		
June	-	430,716		
July	-	432,564		
August	-	408,593		
September	-	358,442		
	<u>407,711</u>	<u>4,662,738</u>		
	<u>YTD Oct-12</u>	<u>YTD Oct-11</u>	<u>Inc/(Dec)</u>	<u>% Inc/(Dec)</u>
	407,711	393,343	14,368	3.65%

GROUND TRANSPORTATION TRANSACTIONS  
NOVEMBER 2012



YEAR TO YEAR COMPARISON			
SERVICE CATEGORY	NOVEMBER 2012	NOVEMBER 2011	% Increase/(decrease)
TAXICAB	27,497	23,720	15.9%
LIMOUSINE	3,431	2,414	42.1%
HOTEL SHUTTLE	3,332	3,102	7.4%
OTHER SHUTTLE	472	494	(4.5%)
CHARTER BUS	38	6	533.3%
OVERALL TOTAL	34,770	29,736	16.9%

## A G E N D A



## Recommendation for Council Action (Purchasing)

Austin City Council		Item ID:		Agenda Number	<ITEM_OUTLINE>
Meeting Date:		December 13, 2012			
Department:		Purchasing			
Subject					
Authorize award and execution of Amendment No. 3 to add 45 months through the Texas Multiple Award Schedule (TXMAS) with RED WING SHOE COMPANY, INC., for the purchase of safety shoes and boots in an estimated amount not to exceed \$1,213,245, for a total estimated revised contract amount not to exceed \$2,206.995.					
Amount and Source of Funding					
Funding in the amount of \$242,649 is available in the Fiscal Year 2012-2013 Operating Budgets of various City departments. Funding for the remaining 36 months of the original contract period is contingent upon available funding in future budgets.					
Fiscal Note					
There is no unanticipated fiscal impact. A fiscal note is not required.					
Purchasing Language:		Contract Amendment			
Prior Council Action:					
For More Information:		Cruz Banda, Buyer II, 972-4022			
Boards and Commission Action:		To be reviewed by the Water and Wastewater Commission on December 12, 2012 and the Austin Airport Advisory Commission on December 11, 2012.			
MBE / WBE:		This contract will be awarded in compliance with Chapter 2-9D of the City Code (Minority – Owned and Woman-Owned Business Enterprise Procurement Program). No subcontracting opportunities were identified; therefore, no goals were established for this contract.			
Related Items:					

## Additional Backup Information

This contract was awarded under the Texas Multiple Award Schedule (TXMAS) in December 2009, in an estimated amount not to exceed \$993,750 for 33 a 33 month period to purchase safety shoes and boots on an as-needed basis. Under this this contract, employees from any City department are allowed to go to the vendor's location with a voucher and be fitted with the proper safety shoes and/or boots to meet the needs of their daily job assignments. Alternatively, the departments may have Red Wing's mobile shoe-van come to the department for on-site fittings. The shoe-van will be stocked with various sizes and types of safety shoes and boots. Knowledgeable Red Wing staff will be available to assist employees with their safety footwear needs.

The recommended council action is to approve funding for Amendment No.3 in the amount of \$1,213,245 for adding



45 months to be coterminous with the TXMAS contract. The total revised contract amount shall not exceed \$2,206,995

Red Wing Shoe Company, Inc. is contracted through TXMAS to supply safety shoes and boots to other public entities state-wide. This cooperative purchasing program is coordinated by the State of Texas, Comptroller of Public Accounts and allows the City to use TXMAS contracts that have been developed from contracts competitively bid and awarded by the General Services Administration's Federal Supply Service.

Contract Summary	<u>Contract No. GC100000003</u>	
<b>Description</b>	<b>Action</b>	<b>Amount</b>
Original Contract	Award of a 33-month agreement	\$993,750
Amendment No.1	Name Change	\$0
Amendment No.2	Extended for 90 days in accordance with TXMAS contract extension.	\$0
Proposed Amendment No. 3	Add 45 months to contract	\$1,213,245
<b>TOTAL REVISED CONTRACT AMOUNT</b>		<b>\$2,206,995</b>

# AGENDA



## Recommendation for Council Action

Austin City Council		Item ID		Agenda Number	<ITEM_OUTLINE>
Meeting Date:	1/17/2013		Department:	Treasury	
Subject					
<p>Approve an ordinance authorizing the issuance of City of Austin Rental Car Special Facility Revenue Bonds, Taxable Series 2013, in an amount not to exceed \$150,000,000.00, subject to specified parameters set forth in the ordinance, authorizing related documents and approving related fees. These funds will be used to finance costs of the Consolidated Rental Car Facility (CONRAC), including, without limitation, the acquisition and construction of the CONRAC, funding capitalized interest and reserves, and paying the cost of issuance.</p>					
Amount and Source of Funding					
Fiscal Note					
Purchasing Language:					
Prior Council Action:	<p>On May 24, 2012: Council approved the negotiation and execution of a master lease with Austin CONRAC, LLC to construct, maintain, and operate the CONRAC facility for the operation of rental car concessions at Austin-Bergstrom International Airport. Council approved the negotiation and execution of revenue producing agreements with rental car companies to operate rental car concessions at a consolidated rental car facility at Austin-Bergstrom International Airport.</p>				
For More Information:	Art Alfaro, Treasurer, 512-974-7882				
Boards and Commission Action:	To be reviewed by the Airport Advisory Commission on December 11, 2012.				
MBE / WBE:					
Related Items:					
Additional Backup Information					



Since ABIA opened in 1999, rental car customer service counters and staff offices have been situated inside the Airport terminal. Approximately 1,200 rental car ready return and staging spaces are located on the 3rd level of the Airport parking garage. The first two levels of the garage are used for public parking. Due to increasing passenger traffic, Airport officials and the rental car companies doing business at ABIA ("RACs") have been discussing ways to address the need for additional public parking and rental car company space. As a result, in November 2011, the Department of Aviation and the RACs signed a letter of intent for the planning, design, construction, financing, and operation of a multi-level public parking garage and consolidated rental car facility ("CONRAC") at the Airport. The CONRAC is planned to be built on the eastern half of surface parking Lot A located immediately behind the existing parking garage.

The City will use the ground level of the CONRAC for public parking while the RACs will occupy the upper levels of the facility. The capital costs of the proposed CONRAC facility are anticipated to be financed from the net proceeds of bonds having a term of not greater than thirty 30 years to be issued by the City. The bonds will be secured by and payable solely from Customer Facility Charges collected by the RACs and, if needed, contingent fees to be paid by the RACs, as well as reserve funds established at the time the bonds are issued. Upon Council approval, the City will apply and make the proceeds of the bonds available for the purpose of financing, constructing, and developing the CONRAC facility. It is anticipated that construction of the CONRAC facility shall start in March 2013 and the date of beneficial occupancy is scheduled to occur on or about March 2015. Title to and ownership of the CONRAC facility and improvements shall vest in the City as such CONRAC facility and improvements are constructed.

Austin CONRAC, LLC ("Austin CONRAC") is a single purpose entity which is wholly managed by the RACs that shall assist with the planning, design, construction, and operation of the CONRAC facility. The City will enter into a master lease agreement with Austin CONRAC to lease the ground on which the CONRAC facility will be built and Austin CONRAC will enter into sublease agreements with the RACs for use of CONRAC facilities by the RACs for their rental car concessions. The master lease will not exceed a thirty (30) year term. The base rent for the CONRAC facility shall be an annual amount of \$900,000.00 to the City. The base rent will be adjusted at 5 year intervals throughout the term of the master lease.

Each RAC will enter into a concession agreement with the Department of Aviation as well as into a sublease agreement with Austin CONRAC. The sublease agreement with Austin CONRAC will lease office space, counter and customer service areas, ready/return parking stalls, vehicle staging spaces, storage facilities, and quick turn-arounds (QTAs) in the CONRAC facility. The Department of Aviation will ensure local companies have the opportunity to bid to operate and lease in the new CONRAC facility.

Austin CONRAC submitted its M/WBE Compliance Plan for the design phase and was approved by the City. Austin CONRAC will comply fully with the City's M/WBE procurement program for third party contracts related to the construction of the CONRAC facility including active public outreach programs to identify and solicit M/WBE subcontractors.

The transaction will be sold through an underwriting team of Wells Fargo Securities and Estrada Hinojosa & Company, Inc. Bracewell & Giuliani LLP will serve as Bond Counsel. McCall, Parkhurst & Horton L.L.P. will serve as Disclosure Counsel to the City. Andrews Kurth LLP will serve as counsel to the underwriters.

**RESOLUTION NO. 20121108-052**

**WHEREAS**, helicopter operations and related facilities, both permanent and temporary, are addressed in the City Code Chapter 13-1 (Aviation Services) as well as Chapter 25-2 (Zoning);

**WHEREAS**, temporary heli-facility operations in the past have had minimal negative impacts on surrounding residents or businesses;

**WHEREAS**, permits for temporary heli-facilities have historically authorized 10 or fewer helicopter operations;

**WHEREAS**, the potential exists, under certain interpretations of the City Code, for the authorization of temporary heli-facilities servicing helicopter operations that extend well beyond the historic operation levels and that would thus cause significant disruption and noise to nearby residents and businesses;

**WHEREAS**, the community would be well-served by clarifying and enhancing the City Code related to temporary helicopter facilities and addressing, among other elements, appropriate allowable purposes, limits on individual and collective permits, advance notice to and feedback from the



public and nearby property owners on applications under consideration, criteria for discretion in authorizing permits, requirements for compliance with Federal Aviation Advisory Circular 150/5020-1 (Noise Control and Compatibility Planning for Airports), conditional and/or temporary use permitting requirements, and applicability of general heli-facility requirements;

**WHEREAS**, interested parties on heli-facility issues include, but are not limited to residents of Austin as well as adjacent municipalities, helicopter operations providers, large event producers, and property owners and managers of facilities that potentially may be used as temporary helistops or located in close proximity to one; **NOW, THEREFORE**,

**BE IT RESOLVED BY THE CITY COUNCIL OF THE CITY OF AUSTIN:**

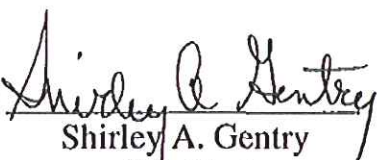
That the City Manager is directed to engage stakeholder representatives to develop recommendations for modifications to the City Code Chapters 13-1 and 25-2 that clarify definitions, Code requirements, and enhance criteria, transparency, compatibility, and discretion in the authorization process for temporary and permanent heli-facilities;

Be it further resolved, that the City Manager is directed to present recommendations to the Planning Commission, Zoning and Platting

Commission, and the Austin Airport Advisory Commission for feedback and to report on the recommendations to the City Council by March 31, 2013.

ADOPTED: November 8, 2012

ATTEST:

  
Shirley A. Gentry  
City Clerk