



**AUSTIN AIRPORT ADVISORY COMMISSION
MINUTES**

**REGULAR MEETING
TUESDAY, DECEMBER 11, 2012**

The Austin Airport Advisory Commission convened in a regular meeting on Tuesday, December 11, 2012 at 2716 Spirit of Texas Drive, in Room 160 in Austin, Texas.

Chair, Dale Murphy called the meeting to order at 5:01 p.m.

Commission Members in Attendance:

Dale Murphy, Chair
Steven Hart, Vice Chair
D'Ann Johnson, Secretary
George Farris
Ernest Saulmon

Commission Members Absent:

James Kelsey
Rose Marie Klee

Staff in Attendance:

Patti Edwards
Shane Harbinson
Dave Arthur
Donnell January
Perla Compton
Kane Carpenter
Jim Halbrook
Stephen Dick
Francisco Garza

Others Present:

Byron Chavez, RW Armstrong
Paul Cristina, Kimley-Horn
Nate Granger, RS&H

1. CITIZENS COMMUNICATIONS: GENERAL

None.

2. APPROVAL OF MINUTES

The minutes from the meeting of November 13, 2012 were approved on Commission Member George Farris' motion, Commission Member Ernest Saulmon's second on a 4-0 vote. Commission Member James Kelsey, Commission Member Rose Marie Klee and Secretary D'Ann Johnson were absent.

3. DEPARTMENT OF AVIATION STAFF BRIEFINGS, REPORTS AND PRESENTATIONS

- a) Planning & Engineering Capital Improvement Project Monthly Status Report was presented by Shane Harbinson, Assistant Director, Aviation Department.
- b) Finance & Operations Reports for Fiscal Year 2013 to date was presented by Dave Arthur, Assistant Director, Aviation Department.
- c) Ground Transportation Service Area (GTSA) Transactions Report for November 2012 was presented by Perla Compton, Grounds Transportation Manager, Aviation Department. See below for a year-to-year comparison.

YEAR TO YEAR COMPARISON			
SERVICE CATEGORY	NOVEMBER 2012	NOVEMBER 2011	% Increase/(decrease)
TAXICAB	27,497	23,720	15.9%
LIMOUSINE	3,431	2,414	42.1%
HOTEL SHUTTLE	3,332	3,102	7.4%
OTHER SHUTTLE	472	494	(4.5%)
CHARTER BUS	38	6	533.3%
OVERALL TOTAL	34,770	29,736	16.9%

- d) Capital Planning for 2014 and FAA Airport Improvement Grant Program was presented by Shane Harbinson, Assistant Director, Aviation Department. Shane Harbinson gave a presentation of the FAA Airport Improvement Grant Program. There is less money being distributed to the FAA when it comes to grant programs, so long term we will have to have a way to manage the airport without using FAA grant money.

Secretary D'Ann Johnson arrived at 5:25 pm.

4. ACTION ITEMS

- a) Vote on recommendation to City Council regarding the following:
 - i. Authorize award and execution of Amendment No. 3 to add 45 months through the Texas Multiple Award Schedule (TXMAS) with **RED WING SHOE COMPANY, INC.**, for the purchase of safety shoes and boots in an estimated amount not to exceed \$1,213,245, for a total estimated revised contract amount not to exceed \$2,206,995.

The motion authorizing action item 4ai was approved on Secretary D'Ann Johnson's motion, Vice Chair Steven Hart's second on a 5-0 vote. Commission Member James Kelsey and Commission Member Rose Marie Klee were absent.

- ii. Approve an ordinance authorizing the issuance of City of Austin Rental Car Special Facility Revenue Bonds, Taxable Series 2013, in an amount not to exceed \$150,000,000.00, subject to specified parameters set forth in the ordinance, authorizing related documents and approving related fees. These funds will be used to finance costs of the Consolidated Rental Car Facility (CONRAC), including, without limitation, the acquisition and construction of the CONRAC, funding capitalized interest and reserves, and paying the cost of issuance.

The motion authorizing action item 4aiii was approved on Vice Chair Steven Hart's motion, Commission Member Ernest Saulmon's second on a 5-0 vote. Commission Member James Kelsey and Commission Member Rose Marie Klee were absent.

5. NEW BUSINESS

- a) Aviation staff report on ABIA sustainable initiatives with airport partners. Kane Carpenter, Environmental Conservation Program Manager, Aviation Department, gave a presentation on environmental efforts that are being made at ABIA (Austin-Bergstrom International Airport). Kane explained the airport recycling program and other efforts being made to lower electrical costs and other resources. Recycling dumpsters have been placed throughout the airport for tenant and airport use. Goals have been set to incorporate the airlines into the program also. 30 tons of trash was recycled at the airport in November. The airport will lower its emissions by 75% (11,000 metric tons of carbon) by using GreenChoice, an Austin Energy program.
- b) Aviation staff report on the airport's performance and operation during 2012 Formula 1 U.S. Grand Prix. Patti Edwards, Director of Airport Security and Operations, Aviation Department, discussed the airports reviews from Formula 1. The general wait time at checkpoints was twenty minutes. Customs processed 54 inbound aircraft. According to FAA reports, ABIA was the 11th busiest airport in the United States on the Monday following Formula 1 setting a new record for the airport. Terminal concessions reported sales approximately 30 percent more than ACL. DNC had a 148 % increase in sales on Monday compared to the Monday before Thanksgiving last year. Concessions commented that they need more COTA merchandise to sell next year. Costs for the event are still be calculated.
- c) Aviation staff report on helicopter operations during 2012 Formula 1 U.S. Grand Prix. Stephen Dick, Research Analyst, Aviation Department, gave a presentation of the noise and flight track system report used by the airport during Formula 1. The report has a percentage of where the helicopters went, where they landed, where the complaints came from and why we received the complaints. There was a 1300 percent increase in helicopter traffic in Austin during the Formula 1 weekend.

- d) Aviation staff report on City Council Resolution No. 20121108-052 regarding helicopter operations. Shane Harbinson, Assistant Director, Aviation Department, reported on a directive from the City Council to the City Manager to keep the helicopter operations under control for future events such as Formula 1.
- e) Chair to appoint a working group to study helicopter and heli-facilities operations and make recommendations to Austin Airport Advisory Commission. Chair, Dale Murphy, explained what the working group involves. Chair, Dale Murphy, recommended Commission Member Ernest Saulmon to chair this working group and volunteered to work on the group himself. The third spot was given to Commission Member George Farris.

6. OLD BUSINESS (updates)

- a) Status of action items upon which the Commission has made a recommendation to Council. *(Please note the progress of the following items)*

Authorize execution of a construction contract with **THE BARR COMPANY**, for ABIA Terminal Improvements 2012 in the amount of \$6,479,800, including an allowance and alternate bid items, plus a \$323,990 contingency, for a total contract amount not to exceed \$6,803,790. *[Item went before City Council on December 6, 2012, and was approved.]*

Authorize award and execution of a 36-month requirements service contract with **HI-LITE MARKINGS, INC.** to provide airfields marking removal and reapplication of markings removed from runways, taxiways, aprons and ramps, and non-movement areas for the Aviation Department, in an estimated amount not to exceed \$2,004,975, with three 12-month extension options in estimated amounts not to exceed \$668,325 for each extension option, a total estimated contract amount not to exceed \$4,009,950. *[Item went before City Council on December 6, 2012, and was approved.]*

7. CONFIRM MEETING DATE AND PLACE AGENDA ITEMS FOR NEXT COMMISSION MEETING

Date of next meeting: January 8, 2013

ADJOURNMENT

Motion to adjourn the meeting was made by Commission Member Ernest Saulmon, Vice Chair Steven Hart's second on a 5-0 vote. Commission Member James Kelsey and Commission Member Rose Marie Klee were absent.

Meeting was adjourned at 6:16 p.m.

AVIATION PROJECTS STATUS REPORT

Wednesday, January 02, 2013

1 - Preliminary

Project Name: Taxiway A Completion - Design

DOA PM: Dale Thompson PWD PM: Estimate: \$1,000,000
FDU Number: 4910-8107-3241 Sub-project ID: 6000.056 ABIA Number: A3241
Project Status: Consultant submitted a draft scope on 12/21. Anticipate finalizing the scope the first week of January and the consultant can then finalize their fee proposal.

Project Name: Terminal Improvements FY2013 (Phase 8)

DOA PM: Jennifer Williams PWD PM: Estimate: \$1,300,000
FDU Number: 4910-8107-3244 Sub-project ID: 5415.087 ABIA Number: T3244
Project Status: Request for consultant has been initiated. Scope of services has been defined. Waiting on PW Project Manager assignment.

Project Name: CONRAC Related Landside Improvements

DOA PM: Janice White PWD PM: Robert Pirtle Estimate: \$6,000,000
FDU Number: 4910-8107-3245 Sub-project ID: 6001.093 ABIA Number: L3245
Project Status: Preliminary planning ongoing.

Project Name: Stormwater Drainage Improvements

DOA PM: Jennifer Williams PWD PM: Estimate: \$2,000,000
FDU Number: 4910-8107-3248 Sub-project ID: 6001.096 ABIA Number: L3248
Project Status: Professional services RFQ being prepared.

2 - Design/Study

Project Name: Drainage Master Plan

DOA PM: Joe Medici PWD PM: Robert Pirtle Estimate: \$750,000

FDU Number: 4910-8107-3139 Sub-project ID: 5702.007 ABIA Number: M3139

Project Status: Training/coordination meeting with PDR staff occurred on Friday, December 14, 2012. Final copies of the technical guidance document provided to PDR staff. Internal training of DOA staff PMs to occur in January 2013. Consultant binding additional copies of document to provide to DOA per contract.

Project Name: Cooling Tower Repairs

DOA PM: Rohini Kumarage PWD PM: N/A Estimate: \$370,000

FDU Number: 4910-8107-3143 Sub-project ID: 6001.063 ABIA Number: P3143

Project Status: A JOC request was submitted to CMD. All permits are in place. CMD will have the new rotation list available by February 2013.

Project Name: Environmental Management System

DOA PM: Kane Carpenter PWD PM: Estimate: \$600,000

FDU Number: 4910-8107-3151 Sub-project ID: 5702.008 ABIA Number: M3151

Project Status: Ongoing work includes Spill Prevention Control and Countermeasures Plan, determining our potential to emit emissions for ABIA sources, developing an Emission Dispersion Modeling Software reporting template, and a third party of evaluation ABIA's Pb Policy as well as the OSHA standard for Pb. All tasks are approximately 50% complete, except for the PB evaluation which is to start this month.

Project Name: Expert Advisor - ABIA Consolidated Rental Car Facility (CONRAC)

DOA PM: Janice White PWD PM: Robert Pirtle Estimate: \$1,640,000

FDU Number: 4910-8107-3162 Sub-project ID: 6001.006 ABIA Number: L3162

Project Status: PGAL provided review and comment of the 100% DD set. PGAL 3rd party estimator participated in cost reconciliation with D/B 12/17 and 12/18. PGAL/Ricondo revenue control system study is underway. PGAL/Ricondo parking plan study underway. Working to further define Phase 2 services including construction inspection.

Project Name: IS Building 7355 Emergency Power Improvements

DOA PM: Rohini Kumarage PWD PM: Burton Jones Estimate: \$1,200,000

FDU Number: 4910-8107-3163 Sub-project ID: 6001.067 ABIA Number: P3163

Project Status: A kick off meeting was held with the engineer to begin design work. A meeting is scheduled on 12/27/12 to discuss the design progress.

Project Name: Terminal Area Spall Improvements

DOA PM: Rohini Kumarage PWD PM: Robert Pirtle Estimate: \$620,000

FDU Number: 4910-8107-3172 Sub-project ID: 5415.054 ABIA Number: T3172

Project Status: Design proposal approved, with work to commence in January. ABIA will engage the geotechnical engineer directly from the City of Austin's rotation list.

Project Name: ABIA Terminal Fire Protection Improvements - Ph. 2

DOA PM: Richard Chaney PWD PM: Robert Pirtle Estimate: \$5,700,000

FDU Number: 4910-8107-3176 Sub-project ID: 5415.056 ABIA Number: T3176

Project Status: 90% design submittal received 21-Dec-2012. BMO clean agent system was included. Current cost estimate including allowances is \$3,540,000.

AVIATION PROJECTS STATUS REPORT

Wednesday, January 02, 2013

Project Name: Wildlife Hazard Assessment - Grant 54

DOA PM: Joe Medici PWD PM: Jules Parrish Estimate: \$266,667
FDU Number: 4910-8107-3179 Sub-project ID: 6000.054 ABIA Number: M3179
Project Status: FAA approved the WHA on December 7, 2012. DOA staff reviewing Draft Wildlife Hazard Management Plan. Comments due back January 11, 2013.

Project Name: ABIA Parking Operations Improvements

DOA PM: Janice White PWD PM: Robert Pirtle Estimate: \$5,290,000
FDU Number: 4910-8107-3186 Sub-project ID: 6001.070 ABIA Number: L3186
Project Status: Design phase kick off meeting held.
Data collection phase ongoing.

Project Name: ARFF Building Roof Leak Repairs/Replacement

DOA PM: Dale Thompson PWD PM: Robert Pirtle Estimate: \$453,000
FDU Number: 4910-8107-3211 Sub-project ID: 6000.060 ABIA Number: P3211
Project Status: Consultant has evaluated the condition of the roof and building envelope and submitted a draft preliminary engineering report dated 10/23/12. Review comments were returned, and a final version was submitted on Nov 26. We then received review comments from the COA QC group for the very first submittal, which required additional work by the consultant. A revised final version is expected in early January.

Project Name: Terminal East Infill Project

DOA PM: Robert Mercado PWD PM: Burton Jones Estimate: \$6,600,000
FDU Number: 4910-8107-3215 Sub-project ID: 5415.065 ABIA Number: T3215
Project Status: Hensel Phelps/PSP was issued the Notice to Proceed (NTP) on November 29. Design workshops/meetings are underway.

Project Name: Bldg. 6005 Improvements - Phase II (P&E)

DOA PM: Robert Mercado PWD PM: Robert Pirtle Estimate: \$2,250,000
FDU Number: 4910-8107-3217 Sub-project ID: 6001.084 ABIA Number: L3217
Project Status: PER for LRC (Bldg. 6010) HVAC is being done as a part of this project; construction will be with another FDU in FY2013.
Project Team was approved to proceed into Construction Documents.

Project Name: CONRAC - AIPP

DOA PM: Janice White PWD PM: Robert Pirtle Estimate: \$1,800,000
FDU Number: 4910-8107-3228 Sub-project ID: 6001.066 ABIA Number: L3228
Project Status: Vito Acconci has been selected by the AIPP panel as the artist. Initial design to be presented January 7th.

Project Name: FAA Ductbank Relocation

DOA PM: Dale Thompson PWD PM: Alison von Stein Estimate: \$1,350,000
FDU Number: 4910-8107-3231 Sub-project ID: 6000.064 ABIA Number: A3231
Project Status: Received feasibility study on 10/11/12. Distributed copies to Ascend representatives via email and FedEx. Met with Ascend (Scott Briggs) on 10/16/12.
Airport staff met with FAA ADO rep (Marcelino Sanchez) to discuss the feasibility study and present the preferred routing. Submitted copies of documents to FAA for distribution to staff for their review and coordination. Anticipate beginning coordination with FAA in January.

AVIATION PROJECTS STATUS REPORT

Wednesday, January 02, 2013

Project Name: BHS assessment and EDS Recapitalization

DOA PM: Robert Hengst PWD PM: Estimate: \$410,000
FDU Number: 4910-8107-3232 Sub-project ID: 5415.071 ABIA Number: T3232
Project Status: "Pre Design" package was completed and forwarded to TSA headquarters for their review and approval to proceed into design. Staff and local TSA will review during this period also.

Project Name: Landside Roadway Improvements

DOA PM: Jennifer Williams PWD PM: Tony Krauss Estimate: \$2,000,000
FDU Number: 4910-8107-3249 Sub-project ID: 6001.092 ABIA Number: L3249
Project Status: Provided scope to Public Works Engineering Services Division and starting utility coordination.

Project Name: Matrix Electrical Room HVAC Improvements

DOA PM: Rohini Kumarage PWD PM: Estimate: \$100,000
FDU Number: 4910-8107-3253 Sub-project ID: 5415.088 ABIA Number: T3253
Project Status: Received 60% plans from Engineer for ABIA review.

3 - Bid/Award

Project Name: Information Technology Master Plan

DOA PM: Robert Mercado PWD PM: Estimate: \$1,100,000
 FDU Number: 4910-8107-3188 Sub-project ID: 6001.072 ABIA Number: M3188
 Project Status: Selected Firm to go to the AAAC on January 8, 2013 for recommendation to Council.

Project Name: New Employee Parking Lot

DOA PM: Dale Thompson PWD PM: John Wepryk Estimate: \$9,560,300
 FDU Number: 4910-8107-3195 Sub-project ID: 6001.074 ABIA Number: L3195
 Project Status: Notice to Proceed date was 12/10/2012. Weekly progress meetings will be held on Wednesdays at 10:30 am in Room 160. Contractor to begin work on Jan 2.

Project Name: Terminal Improvements 2012 (with T3190)

DOA PM: Robert Hengst PWD PM: Burton Jones Estimate: \$1,900,000
 FDU Number: 4910-8107-3213 Sub-project ID: 5415.063 ABIA Number: T3213
 Project Status: Council approved Barr as contractor for the project. Construction to commence in January.

Project Name: Ground Support Equipment Electrification

DOA PM: Carrie Stefanelli PWD PM: Estimate: \$500,000
 FDU Number: 4910-8107-3218 Sub-project ID: 5415.067 ABIA Number: T3218
 Project Status: Under review with Contracts Division; should be posted for solicitation in January 2013.

4 - Construction/Execution

Project Name: Noise Mitigation Program Implementation - Grant 40

DOA PM: Melinda Ruby PWD PM: Estimate: \$5,285,636
 FDU Number: 4910-8107-3132 Sub-project ID: 5696.001 ABIA Number: N3132

Project Status: **MOBILE HOME PARK:** To-date, we have made offers on twenty-six (26) mobile homes. We have purchased twenty-four (24) homes. We anticipate purchasing the two (2) mobile homes under contract in January and February, 2013. All twenty-four (24) acquired mobile homes are vacant. Asbestos abatement and demolition has been completed on twenty (20) of the vacant homes. Pending the completion of asbestos reports, the next round of abatement and demolition of homes will be completed in early January, 2013. We continue to assist homeowners who are not lawfully present in the U.S. but who have children who are U.S. citizens. In addition, we are assisting homeowners with poor credit, low income, and/or all-cash income to find mobile home parks which will approve them. We have also been working with mobile home dealers to be sure the title transfers are completed from previous replacement home purchases. In summary, of the thirty-eight (38) mobile homes in the park, twenty-four (24) have been purchased. Fourteen (14) mobile homes remain to be purchased.
LAWSUIT: SH71 Partners filed a lawsuit to void their escrow agreement and receive all escrow funds. A judge granted the City's motion to dismiss. SH71 Partners objected, and the City filed an objection to their objection. We are still waiting for the Judge to decide to accept or reject the magistrate's recommendation. To date, we have utilized the escrow account to assist two families relocate.
AUCTION: On December 6, 2012, City Council approved the sale of all 5 tracts of properties sold at the Auction in October. Closing documents have been submitted to the title company and the City is prepared to close these transactions. However, due to the holidays, each of the lenders has requested that closings be postponed until the end of January 2013.

Project Name: Noise Mitigation Program Implementation - Grant 44

DOA PM: Melinda Ruby PWD PM: Estimate: \$1,834,511
 FDU Number: 4910-8107-3137 Sub-project ID: 5696.001 ABIA Number: N3137

Project Status: Refer to N3132 for Project Status.

Project Name: IS Bldg 7355 Fire Protection Improvements

DOA PM: Robert Mercado PWD PM: Robert Pirtle Estimate: \$1,189,800
 FDU Number: 4910-8107-3141 Sub-project ID: 6001.062 ABIA Number: P3141

Project Status: Contractor currently working on the final punchlist items for the project and final closeout paperwork.

Project Name: Noise Mitigation Program Implementation - Grant 50

DOA PM: Melinda Ruby PWD PM: Estimate: \$5,887,907
 FDU Number: 4910-8107-3150 Sub-project ID: 5696.001 ABIA Number: N3150

Project Status: Refer to N3132 for Project Status.

Project Name: Noise Mitigation Program Implementation - Grant 46

DOA PM: Melinda Ruby PWD PM: Estimate: \$2,388,477
 FDU Number: 4910-8107-3154 Sub-project ID: 5696.001 ABIA Number: N3154

Project Status: Refer to N3132 for Project Status.

Project Name: Noise Mitigation Program Implementation - Grant 51

DOA PM: Melinda Ruby PWD PM: Estimate: \$2,575,000
 FDU Number: 4910-8107-3157 Sub-project ID: 5696.001 ABIA Number: N3157

Project Status: Refer to N3132 for Project Status.

AVIATION PROJECTS STATUS REPORT

Wednesday, January 02, 2013

Project Name: Terminal Expansion Joint Improvements

DOA PM: Rohini Kumarage PWD PM: Craig Russell Estimate: \$669,000
FDU Number: 4910-8107-3167 Sub-project ID: 5415.049 ABIA Number: T3167
Project Status: Construction is ongoing and the contractor has completed two expansion joints. (One by gate 5-6 and the other one by gate 20). The work will resume on 01/07/13.

Project Name: Terminal HVAC Unit Access Improvements

DOA PM: Ben Avila PWD PM: Burton Jones Estimate: \$1,976,600
FDU Number: 4910-8107-3171 Sub-project ID: 5415.053 ABIA Number: T3171
Project Status: Project is in CONST Phase.
Construction is ongoing.
Construction contract Substantial Completion date is currently February 13, 2013

Project Name: ABIA Campus Signage Improvements Phase 2

DOA PM: Janice White PWD PM: Robin Camp Estimate: \$2,650,000
FDU Number: 4910-8107-3180 Sub-project ID: 6001.068 ABIA Number: L3180
Project Status: Weekly construction meetings are being held.
Construction coordination ongoing.

Project Name: Terminal Improvements 2012 (with T3213)

DOA PM: Robert Hengst PWD PM: Burton Jones Estimate: \$8,270,000
FDU Number: 4910-8107-3190 Sub-project ID: 5415.059 ABIA Number: T3190
Project Status: Council approved Barr as contractor for the project. Construction to commence in January.

Project Name: Presidential Boulevard Roadway Safety and Security Improvements - Grant 57

DOA PM: Dale Thompson PWD PM: Alison von Stein Estimate: \$5,226,200
FDU Number: 4910-8107-3196 Sub-project ID: 6001.075 ABIA Number: L3196
Project Status: Weekly project meetings are held on Thursdays at 10:30 am in Room 160. Currently working thru issues involving Austin Energy for lighting and transformer work. Many RFIs received from the contractor.

Project Name: West Perimeter Road Rehabilitation

DOA PM: Robert Hengst PWD PM: None Estimate: \$200,000
FDU Number: 4910-8107-3198 Sub-project ID: 6000.057 ABIA Number: A3198
Project Status: With available funding, two of the worst (and larger) sections identified will be resurfaced. Planned start date sometime in February 2013.

Project Name: ARFF Vehicle - 3000 Gallon - Grant 56

DOA PM: Shane Harbinson PWD PM: Estimate: \$768,000
FDU Number: 4910-8107-3210 Sub-project ID: 6501.028 ABIA Number: P3210
Project Status: Awaiting delivery February/March 2013.

Project Name: Airfield Security Fence Improvements

DOA PM: Jennifer Williams PWD PM: Estimate: \$341,500
FDU Number: 4910-8107-3212 Sub-project ID: 6000.061 ABIA Number: A3212
Project Status: As a part of ongoing construction, Metalink is providing a quote to fix East Perimeter fence with work to be completed beginning of Feb.

AVIATION PROJECTS STATUS REPORT

Wednesday, January 02, 2013

Project Name: Special Events

DOA PM: Joe Medici PWD PM: Robin Camp Estimate: \$1,194,000

FDU Number: 4910-8107-3225 Sub-project ID: 6501.029 ABIA Number: M3225

Project Status: Draft copy of Special Events manual provided by consultant 12/18/12. Copies provided to staff with comments due back by Jan 31, 2012. Checkpoint 4: change order approved 12/20/12 with Prism to install 4/0 door at east hallway on concourse level, demo small closet in hallway, and rearrange miscellaneous electrical work. Estimated completion - 1/4/13.CBP: Alpha to complete punchlist items need to be completed (general cleanup of walls, touchup floor patches, exit signs need to be illuminated). Estimated completion to be determined. Both of these projects were delayed due to Special Events moratorium.

Project Name: Terminal Directories

DOA PM: Janice White PWD PM: Alison von Stein Estimate: \$400,000

FDU Number: 4910-8107-3226 Sub-project ID: 5415.069 ABIA Number: T3226

Project Status: Submittals are in review. Construction underway.

TENANT PROJECTS STATUS REPORT

Wednesday, January 02, 2013

1 - Preliminary

Project Name: Ascend Hangar Facility Development

Project Sponsor/Client: Ascend

DOA PM: Richard Chaney

ABIA Number: F5001.01

Estimate: \$0

Project Status: COA working with consultant on the engineering of option #2.

Project Name: Vino Volo

Project Sponsor/Client: Vino Volo

DOA PM: Richard Chaney

ABIA Number: Pending-003

Estimate: \$0

Project Status: Issue with space requirements in Southwest hold room. VV requires a minimum of 675' but has only been offered 400'. Alternate locatio(s) being discussed.

Project Name: Mobile Food Trailer

Project Sponsor/Client: LAZIZ

DOA PM: Richard Chaney

ABIA Number: Pending-005

Estimate: \$0

Project Status: COA to provide temporary power source. Tentative installation prior to Christmas.

Project Name: Tyler's

Project Sponsor/Client: DNC

DOA PM: Richard Chaney

ABIA Number: Pending-006 (F4005)

Estimate: \$0

Project Status: N/C-Meeting held with tenant on 29-Nov to discuss scope and schedule.

Project Name: Hoover's Cooking

Project Sponsor/Client: DNC

DOA PM: Richard Chaney

ABIA Number: Pending-007 (F4005)

Estimate: \$540,000

Project Status: N/C-Meeting held with tenant on 29-Nov to discuss scope and schedule.

Project Name: Austin Mac Works

Project Sponsor/Client: DNC

DOA PM: Richard Chaney

ABIA Number: Pending-008 (F4005)

Estimate: \$0

Project Status: N/C-Meeting held with tenant on 29-Nov to discuss scope and schedule.

TENANT PROJECTS STATUS REPORT

Wednesday, January 02, 2013

2 - Design

Project Name: American Airlines Lease Space Reduction-2012

Project Sponsor/Client:

DOA PM: Richard Chaney

ABIA Number: F1002.11

Estimate: \$0

Project Status: 100% R1 design documents under review.

Project Name: Refurbishment of Auntie Anne's

Project Sponsor/Client: Auntie Anne's

DOA PM: Richard Chaney

ABIA Number: F4003.03

Estimate: \$0

Project Status: Working with tenant on design documents.

Project Name: Briggo Coffee

Project Sponsor/Client: DNC/Briggo

DOA PM: Richard Chaney

ABIA Number: F4005.32

Estimate: \$0

Project Status: Design development in progress. Tenant agreement/amendment in progress.

Project Name: FaraCafe' Refurbishments 2012

Project Sponsor/Client: FaraCafe'

DOA PM: Richard Chaney

ABIA Number: F4006.04

Estimate: \$100,000

Project Status: Design proceeding, consultant working on next submittal.

Project Name: Wok n Roll Refurbishment

Project Sponsor/Client: Wok n Roll

DOA PM: Richard Chaney

ABIA Number: F4019.02

Estimate: \$0

Project Status: Design development in progress.

Project Name: Jet Black FBO

Project Sponsor/Client: Jet Black

DOA PM: Richard Chaney

ABIA Number: F5006.01

Estimate: \$20,000,000

Project Status: N/C-Site development package submitted 16-Nov-2012, building permit application submitted 20-Nov-2012. FAA airspace (7460) determinations received 06-Nov-2012, no objections with conditions.

Project Name: ABIA Consolidated Rental Car Facility (CONRAC)

Project Sponsor/Client: Various

DOA PM: Janice White

ABIA Number: F8011.01

Estimate: \$155,000,000

Project Status: 100% Design Development documents issued 9/20/12.
Updated additional information issued 11/8/12.
Pricing ongoing with reconciliation work session schedule 12/17 and 12/18.
Stipultaed sum/price presentation 12/19/12.
Site plan submitted for COA for approval. Continuing coordination meetings with COA permitting staff.
Agreements with RAC ongoing. Finance plan coordination ongoing. Rating agency presentation 12/13/12. Project to go to January City Council meeting for approval.

Project Name: Booth Fire Hydrant Modification

Project Sponsor/Client: Booth ABIA LLC

DOA PM: Richard Chaney

ABIA Number: Pending-004

Estimate: \$0

Project Status: ARFF has indicated that the proposed flush-mount hydrant is not acceptable.

TENANT PROJECTS STATUS REPORT

Wednesday, January 02, 2013

Project Name: Lynx-Elegant Limo

Project Sponsor/Client: Lynx

ABIA Number: Pending-009

Project Status: Design development in progress for site layout.

DOA PM: Richard Chaney

Estimate: \$50,000

TENANT PROJECTS STATUS REPORT

Wednesday, January 02, 2013

3 - Bid/Award

Project Name: UA/CO GSE Relocation

Project Sponsor/Client: United Airlines

DOA PM: Richard Chaney

ABIA Number: F1018.20

Estimate: \$0

Project Status: Received permitting documents. Bonds and certificates of insurance under review by ABIA properties.

Project Name: Hertz Gold Choice Exit Upgrades

Project Sponsor/Client: Hertz

DOA PM: Richard Chaney

ABIA Number: F8009.05

Estimate: \$0

Project Status: Permitting, bonding & insurance in progress

4 - Construction/Execution

Project Name: AT&T

Project Sponsor/Client: AT&T

DOA PM: Richard Chaney

ABIA Number: F3001.02

Estimate: \$0

Project Status: Building site work and foundation complete. Communication shelter scheduled for delivery on 21-Dec-2012.

Project Name: Armed Forces Reserve Center & Vehicle Maintenance Facility

Project Sponsor/Client: AFRC VMF

DOA PM: Richard Chaney

ABIA Number: F6005.02

Estimate: \$41,500,000

Project Status: Project continues to move forward without any major issues.

Project Name: LSG Sky Chefs Roof Replacement 2012

Project Sponsor/Client: LSG Sky Chef

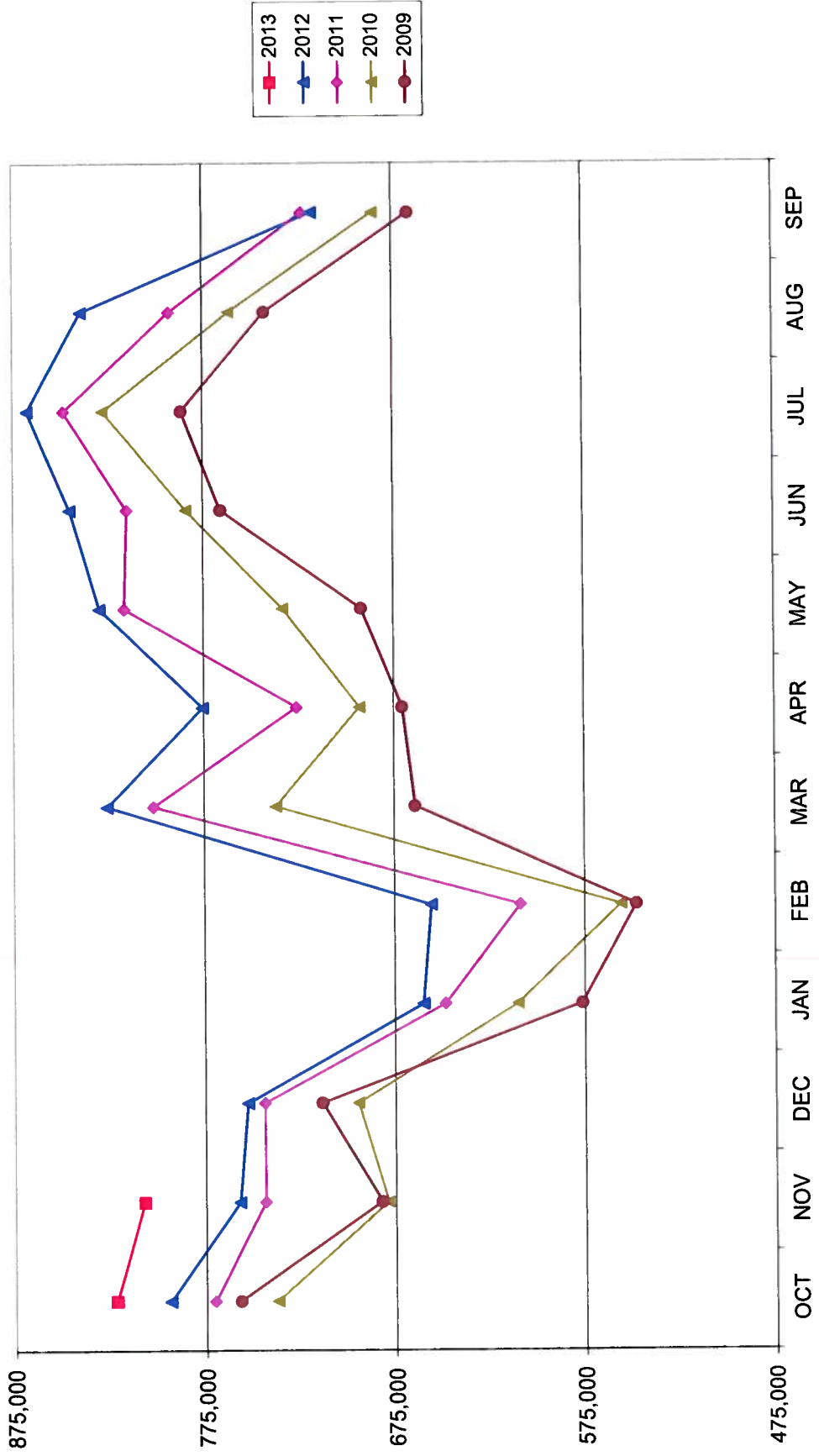
DOA PM: Richard Chaney

ABIA Number: F7028.02

Estimate: \$120,000

Project Status: Coordinating with tenant and roofing contractor on permitting and installation document requirements.

AUSTIN PASSENGER TRAFFIC
Fiscal Year 2013 vs 2012



Austin-Bergstrom International Airport

Aviation Activity Report

Fiscal Year 2013 vs 2012

	11/2012	11/2011	Percent Change	10/2012 - 11/2012	10/2011 - 11/2011	Percent Change
<u>Passenger Activity</u>						
Domestic Enplaned Revenue	393,435	371,227	5.98	790,236	754,307	4.76
Domestic Deplaned Revenue	391,871	369,088	6.17	796,054	759,852	4.76
International Enplaned Revenue	2,534	0	0.00	3,279	0	0.00
International Deplaned Revenue	2,076	0	0.00	3,082	173	1,681.50
Domestic Enplaned Non-Revenue	9,055	8,583	5.50	19,220	18,846	1.98
Domestic Deplaned Non-Revenue	8,144	7,814	4.22	17,205	17,142	0.37
International Enplaned Non-Revenue	0	0	0.00	0	0	0.00
International Deplaned Non-Revenue	0	0	0.00	0	32	-100.00
South Terminal-Intl Enplaned Revenue	0	0	0.00	0	0	0.00
South Terminal-Intl Deplaned Revenue	0	0	0.00	0	0	0.00
South Terminal-Intl Enplaned Non-Revenue	0	0	0.00	0	0	0.00
South Terminal-Intl Deplaned Non-Revenue	0	0	0.00	0	0	0.00
Passenger Totals	807,115	756,712	6.66	1,629,076	1,550,352	5.08

CURRENT PASSENGER RECORD = 869,308

RECORD SET = JUNE 2008

Aircraft Operations

Air Carrier	8,182	7,718	6.01	16,524	15,746	4.94
Commuter & Air Taxi	1,634	1,423	14.83	3,148	3,021	4.20
Military	963	453	112.58	1,462	948	54.22
General Aviation						
Itinerant	4,976	4,232	17.58	9,704	8,786	10.45
Local	76	196	-61.22	264	404	-34.65
Total G.A.	5,052	4,428	14.09	9,968	9,190	8.47
Total Operations	15,831	14,022	12.90	31,102	28,905	7.60

Austin-Bergstrom International Airport

Aviation Activity Report

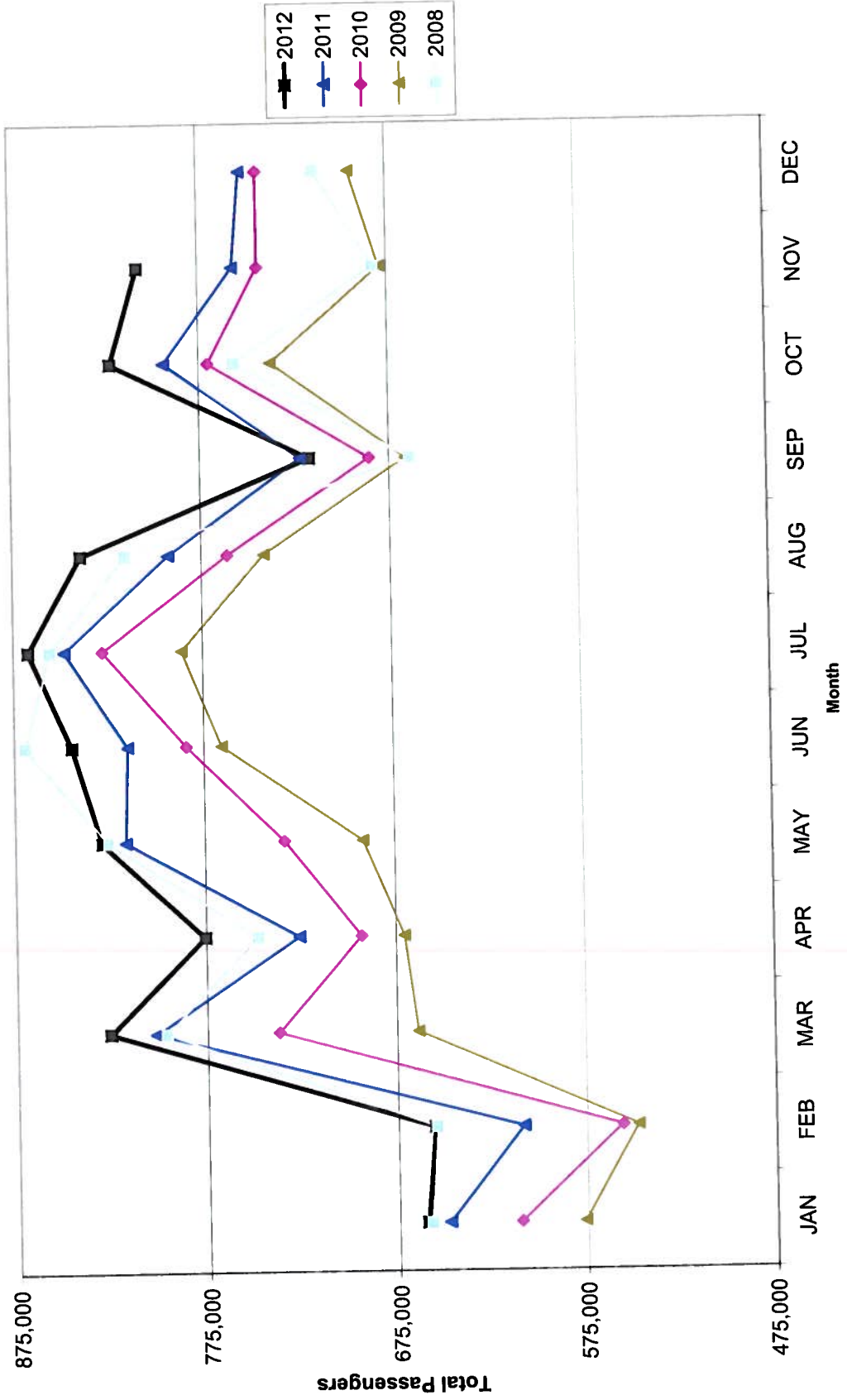
Fiscal Year 2013 vs 2012

	11/2012	11/2011	Percent Change	10/2012 - 11/2012	10/2011 - 11/2011	Percent Change
<u>Cargo Activity</u>						
Mail						
Domestic Enplaned Mail	90,650	81,594	11.10	172,301	142,101	21.25
Domestic Deplaned Mail	237,557	178,987	32.72	470,512	344,526	36.57
International Enplaned Mail	0	0	0.00	0	0	0.00
International Deplaned Mail	0	0	0.00	0	0	0.00
South Terminal-Intl Enplaned Mail	0	0	0.00	0	0	0.00
South Terminal-Intl Deplaned Mail	0	0	0.00	0	0	0.00
Mail Totals	328,207	260,581	25.95	642,813	486,627	32.10
Cargo						
Domestic Enplaned Cargo	6,377,027	5,062,120	25.98	11,466,223	10,244,078	11.93
Domestic Deplaned Cargo	5,793,303	5,447,875	6.34	11,621,998	10,901,384	6.61
International Enplaned Cargo	454,454	558,626	-18.65	867,034	1,184,522	-26.80
International Deplaned Cargo	1,813,778	582,943	211.14	2,022,644	1,060,587	90.71
South Terminal-Intl Enplaned Cargo	0	0	0.00	0	0	0.00
South Terminal-Intl Deplaned Cargo	0	0	0.00	0	0	0.00
Cargo Totals	14,438,562	11,651,564	23.92	25,977,899	23,390,571	11.06
Belly Freight						
Domestic Enplaned Belly Freight	311,031	466,296	-33.30	687,199	938,079	-26.74
Domestic Deplaned Belly Freight	373,535	407,337	-8.30	753,955	818,926	-7.93
International Enplaned Belly Freight	0	0	0.00	0	0	0.00
International Deplaned Belly Freight	0	0	0.00	0	0	0.00
South Terminal-Intl Enplaned Belly Frt	0	0	0.00	0	0	0.00
South Terminal-Intl Deplaned Belly Frt	0	0	0.00	0	0	0.00
Belly Freight Totals	684,566	873,633	-21.64	1,441,154	1,757,005	-17.98
Cargo Totals (Mail, Cargo, Belly Freight)	15,451,335	12,785,778	20.85	28,061,866	25,634,203	9.47

CURRENT CARGO RECORD = 40,215,518

RECORD SET = MARCH 2001

AUSTIN PASSENGER TRAFFIC Calendar Year 2012 vs 2011



Austin-Bergstrom International Airport

Aviation Activity Report

Calendar Year 2012 vs 2011

	11/2012	11/2011	Percent Change	01/2012 - 11/2012	01/2011 - 11/2011	Percent Change
<u>Passenger Activity</u>						
Domestic Enplaned Revenue	393,435	371,227	5.98	4,198,927	4,050,030	3.68
Domestic Deplaned Revenue	391,871	369,088	6.17	4,212,961	4,054,663	3.90
International Enplaned Revenue	2,534	0	0.00	12,001	4,546	163.99
International Deplaned Revenue	2,076	0	0.00	12,578	4,726	166.14
Domestic Enplaned Non-Revenue	9,055	8,583	5.50	108,296	111,503	-2.88
Domestic Deplaned Non-Revenue	8,144	7,814	4.22	99,157	102,957	-3.69
International Enplaned Non-Revenue	0	0	0.00	0	34	-100.00
International Deplaned Non-Revenue	0	0	0.00	12	63	-80.95
South Terminal-Intl Enplaned Revenue	0	0	0.00	0	0	0.00
South Terminal-Intl Deplaned Revenue	0	0	0.00	0	0	0.00
South Terminal-Intl Enplaned Non-Revenue	0	0	0.00	0	0	0.00
South Terminal-Intl Deplaned Non-Revenue	0	0	0.00	0	0	0.00
Passenger Totals	807,115	756,712	6.66	8,643,932	8,328,522	3.79

CURRENT PASSENGER RECORD = 869,308

RECORD SET = JUNE 2008

Aircraft Operations

Air Carrier	8,182	7,718	6.01	89,680	87,299	2.73
Commuter & Air Taxi	1,634	1,423	14.83	14,717	16,519	-10.91
Military	963	453	112.58	5,895	6,303	-6.47
General Aviation						
Itinerant	4,976	4,232	17.58	46,285	50,079	-7.58
Local	76	196	-61.22	1,824	2,855	-36.11
Total G.A.	5,052	4,428	14.09	48,109	52,934	-9.12
Total Operations	15,831	14,022	12.90	158,401	163,055	-2.85

Austin-Bergstrom International Airport

Aviation Activity Report

Calendar Year 2012 vs 2011

	11/2012	11/2011	Percent Change	01/2012 - 11/2012	01/2011 - 11/2011	Percent Change
<u>Cargo Activity</u>						
Mail						
Domestic Enplaned Mail	90,650	81,594	11.10	914,771	1,205,888	-24.14
Domestic Deplaned Mail	237,557	178,987	32.72	2,052,273	2,528,797	-18.84
International Enplaned Mail	0	0	0.00	0	0	0.00
International Deplaned Mail	0	0	0.00	0	0	0.00
South Terminal-Intl Enplaned Mail	0	0	0.00	0	0	0.00
South Terminal-Intl Deplaned Mail	0	0	0.00	0	0	0.00
Mail Totals	328,207	260,581	25.95	2,967,044	3,734,685	-20.55
Cargo						
Domestic Enplaned Cargo	6,377,027	5,062,120	25.98	57,685,777	57,086,805	1.05
Domestic Deplaned Cargo	5,793,303	5,447,875	6.34	62,112,918	58,167,034	6.78
International Enplaned Cargo	454,454	558,626	-18.65	4,345,985	5,082,091	-14.48
International Deplaned Cargo	1,813,778	582,943	211.14	5,272,067	4,743,574	11.14
South Terminal-Intl Enplaned Cargo	0	0	0.00	0	0	0.00
South Terminal-Intl Deplaned Cargo	0	0	0.00	0	0	0.00
Cargo Totals	14,438,562	11,651,564	23.92	129,416,747	125,079,504	3.47
Belly Freight						
Domestic Enplaned Belly Freight	311,031	466,296	-33.30	5,711,257	5,040,048	13.32
Domestic Deplaned Belly Freight	373,535	407,337	-8.30	4,787,703	5,170,622	-7.41
International Enplaned Belly Freight	0	0	0.00	0	0	0.00
International Deplaned Belly Freight	0	0	0.00	0	0	0.00
South Terminal-Intl Enplaned Belly Frt	0	0	0.00	0	0	0.00
South Terminal-Intl Deplaned Belly Frt	0	0	0.00	0	0	0.00
Belly Freight Totals	684,566	873,633	-21.64	10,498,960	10,210,670	2.82
Cargo Totals (Mail, Cargo, Belly Freight)	15,451,335	12,785,778	20.85	142,882,751	139,024,859	2.77

CURRENT CARGO RECORD = 40,215,518

RECORD SET = MARCH 2001

CITY OF AUSTIN
AUSTIN-BERGSTROM INTERNATIONAL AIRPORT
Airport Operating Fund 5070
Operating Income Statement - For Internal Use Only
Fiscal Year to Date for 2 Month(s) ended November 30, 2012

	FY2012 Close 2 Actuals	FY2013 Amended Budget	Budget Annualized 2 month(s)	FY2013 Year to Date w/ Encumb	Y-T-D Variance Fav (Unfav)	Y-T-D % Variance Fav (Unfav)
REVENUE						
AIRLINE REVENUE						
Landing Fees	18,863,991	21,364,000	3,560,667	3,656,748	96,081	2.7%
Terminal Rental & Other Fees	21,158,377	21,948,000	3,658,000	3,580,937	(77,063)	(2.1%)
TOTAL AIRLINE REVENUE	40,022,368	43,312,000	7,218,667	7,237,685	19,018	0.3%
NON-AIRLINE REVENUE						
Parking	31,028,655	32,394,000	5,399,000	5,309,028	(89,972)	(1.7%)
Other Concessions	17,556,494	18,386,000	3,064,333	3,397,562	333,229	10.9%
Other Rentals and Fees	6,712,706	6,384,000	1,064,000	1,117,425	53,425	5.0%
TOTAL NON-AIRLINE REVENUE	55,297,855	57,164,000	9,527,333	9,824,015	296,682	3.1%
TOTAL OPERATING REVENUE	95,320,223	100,476,000	16,746,000	17,061,700	315,700	1.9%
OPERATING REQUIREMENTS						
Fac Mgmt, Ops and Airport Security	36,214,959	39,942,715	6,658,451	6,637,511	20,940	0.3%
Airport Planning and Development	1,701,854	1,970,670	328,511	378,109	(49,598)	(15.1%)
Support Services	9,972,851	11,580,545	1,930,477	1,796,553	133,924	6.9%
Business Services	8,787,122	9,399,188	1,566,845	1,405,994	160,851	10.3%
TOTAL OPERATING EXPENSES	56,676,786	62,893,118	10,484,284	10,218,167	266,117	2.5%
OTHER REQUIREMENTS						
Workers' Compensation	329,622	387,874	64,659	64,646	13	0.0%
Citywide Administrative Support	1,563,714	2,203,706	367,358	367,295	63	0.0%
Communications & Technology Mgmt	1,201,393	1,301,149	216,902	216,858	44	0.0%
Accrued Payroll	107,469	99,238	16,543	16,540	3	0.0%
Compensation Adjustment	20,312	22,425	3,738	989	2,749	73.5%
Liability Reserve	20,000	20,000	3,334	3,334	0	0.0%
Operating Reserve	449,546	964,050	160,707	160,707	0	0.0%
CTECC	141,930	126,796	21,137	21,132	5	0.0%
Trunked Radio Allocation	89,190	120,225	20,042	20,038	4	0.0%
TOTAL OTHER REQUIREMENTS	5,173,219	5,245,463	874,420	871,539	2,881	0.3%
TOTAL OPERATING REQUIREMENTS	61,850,005	68,138,581	11,358,704	11,089,706	268,998	2.4%
OPERATING INCOME	33,470,218	32,337,419	5,387,296	5,971,994	584,698	10.9%
OPERATING MARGIN	35.11%	32.18%	32.17%	35.00%	2.83%	

CITY OF AUSTIN
AUSTIN-BERGSTROM INTERNATIONAL AIRPORT
Airport Operating Fund 5070
Income Statement - For Internal Use Only
Fiscal Year to Date for 2 Month(s) ended November 30, 2012

	Amended Budget	Budget Annualized 2 month(s)	Year to Date w/ Encumb	Y-T-D Variance Fav (Unfav)	Y-T-D % Variance Fav (Unfav)
REVENUE					
AIRLINE REVENUE					
Landing Fees	21,364,000	3,560,667	3,656,748	96,081	2.7%
Terminal Rental & Other Fees	21,948,000	3,658,000	3,580,937	(77,063)	(2.1%)
TOTAL AIRLINE REVENUE	43,312,000	7,218,667	7,237,685	19,018	0.3%
NON-AIRLINE REVENUE					
Parking	32,394,000	5,399,000	5,309,028	(89,972)	(1.7%)
Other Concessions	18,386,000	3,064,333	3,397,562	333,229	10.9%
Other Rentals and Fees	6,384,000	1,064,000	1,117,425	53,425	5.0%
TOTAL NON-AIRLINE REVENUE	57,164,000	9,527,333	9,824,015	296,682	3.1%
Interest Income	100,000	16,667	21,105	4,438	26.6%
TOTAL REVENUE	100,576,000	16,762,667	17,082,805	320,138	1.9%
OPERATING REQUIREMENTS					
Fac Mgmt, Ops and Airport Security	39,942,715	6,658,451	6,637,511	20,940	0.3%
Airport Planning and Development	1,970,670	328,511	378,109	(49,598)	(15.1%)
Support Services	11,580,545	1,930,477	1,796,553	133,924	6.9%
Business Services	9,399,188	1,566,845	1,405,994	160,851	10.3%
TOTAL OPERATING EXPENSES	62,893,118	10,484,284	10,218,167	266,117	2.5%
Debt Service					
GO Debt Service Fund	26,272	4,380	4,379	1	0.0%
2003 Series Airport Revenue Bond DS	3,239,363	540,002	1,461,000	(920,998)	(170.6%)
2005 Variable rate Notes (Swap)	24,728,090	4,122,173	3,089,153	1,033,020	25.1%
2005 Variable rate Notes Fees	3,333,684	555,725	555,192	533	0.1%
PFC Debt Service Funding	(12,855,062)	(2,142,939)	(1,736,640)	(406,299)	19.0%
TOTAL Net Debt Service	18,472,347	3,079,341	3,373,084	(293,743)	(9.5%)
OTHER REQUIREMENTS					
Workers' Compensation	387,874	64,659	64,646	13	0.0%
Citywide Administrative Support	2,203,706	367,358	367,295	63	0.0%
Communications & Technology Mgmt	1,301,149	216,902	216,858	44	0.0%
Accrued Payroll	99,238	16,543	16,540	3	0.0%
Compensation Adjustment	22,425	3,738	989	2,749	73.5%
Liability Reserve	20,000	3,334	3,334	0	0.0%
Operating Reserve	964,050	160,707	160,707	0	0.0%
CTECC	126,796	21,137	21,132	5	0.0%
Trunked Radio Allocation	120,225	20,042	20,038	4	0.0%
TOTAL OTHER REQUIREMENTS	5,245,463	874,420	871,539	2,881	0.3%
TOTAL REQUIREMENTS	86,610,928	14,438,045	14,462,790	(24,745)	(0.2%)
EXCESS (DEFICIT) OF TOTAL AVAILABLE FUNDS OVER TOTAL REQUIREMENTS					
	13,965,072	2,324,622	2,620,015	295,393	12.7%

**CITY OF AUSTIN
AUSTIN-BERGSTROM INTERNATIONAL AIRPORT
INCOME STATEMENT COMPARISON THIS YEAR VS. LAST YEAR**

This month - This Year vs. Last Year
FY13 (Nov 12) vs FY12 (Nov 11)

	FY13 Nov-12	FY12 Nov-11	Fav (Unfav) \$ Variance	Fav (Unfav) % Variance
Airline Revenue				
Landing Fees	1,826,995	1,308,803	518,192	39.6%
Terminal Rental & Other Fees	1,561,540	1,633,387	(71,847)	(4.4%)
Total Airline Revenue	3,388,535	2,942,190	446,345	15.2%
Non-Airline Revenue				
Parking	2,509,044	2,417,559	91,485	3.8%
Food/Beverage & Retail	568,363	438,140	130,223	29.7%
Rental Car	1,026,662	814,925	211,737	26.0%
Advertising	150,841	67,226	83,615	124.4%
Ads Barter Revenue	4,334	2,285	2,049	89.7%
Other Concessions	80,119	58,931	21,188	36.0%
Other Rentals and Fees	559,836	565,321	(5,485)	(1.0%)
Total Non-Airline Revenue	4,899,199	4,364,387	534,812	12.3%
Interest Income	17,315	5,383	11,932	221.7%
Total Operating Revenue	8,305,049	7,311,960	993,089	13.6%

Operating Requirements				
Fac Mgmt, Ops and Airport Security	3,518,969	5,632,149	2,113,180	37.5%
Airport Planning and Development	193,183	280,425	87,242	31.1%
Support Services	915,140	1,449,954	534,814	36.9%
Business Services	661,835	1,482,637	820,802	55.4%
Total Operating Expense	5,289,127	8,845,165	3,556,038	40.2%
Debt Service				
GO Debt Service Fund	2,190	(2,190)		N/A
2003 Series Airport Revenue Bond DS	546,000	646,000	100,000	15.5%
2005 Variable rate Notes (Swap)	1,770,357	1,562,909	(207,448)	(13.3%)
2005 Variable rate Notes Fees	273,481	217,978	(55,503)	(25.5%)
\$28 Million Variable Rate Note	0	47,956	47,956	100.0%
PFC Debt Service Funding	(661,343)	(1,202,517)	(541,174)	(45.0%)
Total Debt Service	1,930,685	1,272,326	(658,359)	(51.7%)

Other Requirements				
Workers' Compensation	32,323	27,468	(4,855)	(17.7%)
Citywide Administrative Support	183,648	130,310	(53,338)	(40.9%)
Communications & Technology Mgmt	108,429	100,116	(8,313)	(8.3%)
Accrued Payroll	8,270	4,650	(3,620)	(77.8%)
Additional Retirement Contribution	0	93,355	93,355	100.0%
Operating Reserve	(171,987)	0	171,987	N/A
CTECC	10,566	11,827	1,261	10.7%
Trunked Radio Allocation	10,019	7,432	(2,587)	(34.8%)
Liability Reserve	1,667	1,666	(1)	(0.1%)
Total Other Requirements	183,924	379,253	195,329	51.5%
Total Requirements	7,403,736	10,496,744	3,093,008	29.5%

\$ 901,313 \$ (3,184,784) \$ 4,086,087 (128.3%)

Fiscal YTD - This Year vs. Last Year
FY13 (Oct 12 - Nov 12) vs FY12 (Oct 11 - Nov 11)

	FY13 YTD Nov-12	FY12 YTD Nov-11	Fav (Unfav) \$ Variance	Fav (Unfav) % Variance
Landing Fees	3,656,748	2,916,014	740,734	25.4%
Terminal Rental & Other Fees	3,580,937	3,341,138	239,799	7.2%
Total Airline Revenue	7,237,685	6,257,152	980,533	15.7%
Parking	5,309,028	5,101,946	207,082	4.1%
Food/Beverage & Retail	1,097,322	961,759	135,563	14.1%
Rental Car	1,934,017	1,667,689	266,328	16.0%
Advertising	227,183	131,183	96,000	73.2%
Ads Barter Revenue	8,667	4,570	4,097	89.6%
Other Concessions	130,373	123,381	6,992	5.7%
Other Rentals and Fees	1,117,425	1,078,316	39,109	3.6%
Total Non-Airline Revenue	9,824,015	9,068,844	755,171	8.3%
Interest Income	21,105	20,648	457	2.2%
Total Operating Revenue	17,082,805	15,346,644	1,736,161	11.3%

Operating Requirements				
Fac Mgmt, Ops and Airport Security	6,637,511	5,632,149	(1,005,362)	(17.9%)
Airport Planning and Development	378,109	280,425	(97,684)	(34.8%)
Support Services	1,796,553	1,449,954	(346,599)	(23.9%)
Business Services	1,405,994	1,482,637	76,643	5.2%
Total Operating Expense	10,218,167	8,845,165	(1,373,002)	(15.5%)
Debt Service				
GO Debt Service Fund	4,379	7,513	3,134	41.7%
2003 Series Airport Revenue Bond DS	1,461,000	1,023,000	(438,000)	(42.8%)
2005 Variable rate Notes (Swap)	3,089,153	3,352,065	262,912	7.8%
2005 Variable rate Notes Fees	555,192	459,747	(95,445)	(20.8%)
\$28 Million Variable Rate Note	0	96,812	96,812	100.0%
PFC Debt Service Funding	(1,736,640)	(2,210,541)	(473,901)	(21.4%)
Total Debt Service	3,373,084	2,728,596	(644,488)	(23.6%)

Other Requirements				
Workers' Compensation	64,646	54,936	(9,710)	(17.7%)
Citywide Administrative Support	367,295	260,619	(106,676)	(40.9%)
Communications & Technology Mgmt	216,858	200,232	(16,626)	(8.3%)
Accrued Payroll	16,540	9,300	(7,240)	(77.8%)
Additional Retirement Contribution	0	189,950	189,950	100.0%
Operating Reserve	160,707	0	(160,707)	N/A
CTECC	21,132	23,655	2,523	10.7%
Trunked Radio Allocation	20,038	14,864	(5,174)	(34.8%)
Liability Reserve	3,334	3,332	(2)	(0.1%)
Total Other Requirements	871,539	759,317	(112,222)	(14.8%)
Total Requirements	14,462,790	12,333,078	(2,129,712)	(17.3%)

\$ 2,620,015 \$ 3,013,566 \$ (393,551) (13.1%)

**CITY OF AUSTIN
AUSTIN-BERGSTROM INTERNATIONAL AIRPORT
Non-Airline Revenue Detail**

This month - This Year vs. Last Year
FY13 (Nov 12) vs FY12 (Nov 11)

	November 2012	November 2011	Fav (Unfav) Variance	Fav (Unfav) %
PARKING REVENUES				
Parking	2,397,546	2,310,014	87,532	3.79%
Off Airport Parking	111,498	107,545	3,953	3.68%
TOTAL PARKING REVENUES	2,509,044	2,417,559	91,485	3.78%
OTHER CONCESSIONS				
Rental Cars	1,026,662	814,925	211,737	25.98%
Food and Beverage	303,497	257,669	45,828	17.79%
Advertising	150,841	67,226	83,615	124.38%
Telephone	43,835	28,719	15,116	52.63%
News and Gift	264,866	180,471	84,395	46.76%
Ads Barter Revenue	4,334	2,285	2,049	89.67%
Airline Catering	17,546	12,175	5,371	44.11%
Vending Commissions	18,279	17,744	535	3.02%
Miscellaneous	459	293	166	56.66%
TOTAL OTHER CONCESSIONS	1,830,319	1,381,507	448,812	32.49%

Fiscal YTD - This Year vs. Last Year
FY13 (Oct 12 - Nov 12) vs FY12 (Oct 11 - Nov 11)

	YTD FY13	YTD FY12	Fav (Unfav) Variance	Fav (Unfav) %
PARKING REVENUES				
Parking	5,080,654	4,885,721	194,933	3.99%
Off Airport Parking	228,374	216,225	12,149	5.62%
TOTAL PARKING REVENUES	5,309,028	5,101,946	207,082	4.06%
OTHER CONCESSIONS				
Rental Cars	1,934,017	1,667,689	266,328	15.97%
Food and Beverage	593,157	552,450	40,707	7.37%
Advertising	227,183	131,183	96,000	73.18%
Telephone	62,342	60,265	2,077	3.45%
News and Gift	504,165	409,309	94,856	23.17%
Ads Barter Revenue	8,667	4,097	4,570	89.65%
Airline Catering	29,805	26,243	3,562	13.57%
Vending Commissions	37,323	36,288	1,035	2.85%
Miscellaneous	903	585	318	54.36%
TOTAL OTHER CONCESSIONS	3,397,562	2,888,582	508,980	17.62%

OTHER RENTALS & FEES

Building-FBOs	43,671	42,075	1,596	3.79%
Building - Other	110,611	146,050	(35,439)	(24.26%)
Ground Rent	72,325	72,072	253	0.35%
Telephone - STS	35,267	29,626	5,641	19.04%
Building Maintenance Reimbursements	9,219	7,719	1,500	19.43%
Facility Services Reimbursements	4,076	4,826	(750)	(15.54%)
Hotel	16,016	36,277	(22,261)	(58.16%)
GTSA Shuttle Permits	8,070	2,231	5,839	261.72%
Taxi-Cab	34,437	18,952	15,485	81.71%
Cargo Facilities	18,503	17,732	771	4.35%
Fuel Flowage	59,018	61,228	(2,210)	(3.61%)
Fuel Facility Fees	63,105	62,260	845	1.36%
Cargo Ramp Use Fee	36,577	36,077	500	1.39%
Other	17,817	15,822	1,995	12.61%
Cash Over/Short	1,062	893	169	18.92%
Special Events	19,264	0	19,264	N/A
GSEM User Fee	3,177	3,177	0	0.00%
Airport ID Badges, Fingerprints, Keys	7,621	6,304	1,317	20.89%
TOTAL OTHER RENTALS & FEES	559,836	565,321	(5,485)	(0.97%)
TOTAL NON-AIRLINE REVENUE	4,899,199	4,364,387	534,812	12.25%
ACTUAL % OF TOTAL REVENUE	59.0%	59.7%	(0.7)	(1.17%)

TOTAL OTHER RENTALS & FEES	1,117,425	1,078,316	39,109	3.63%
TOTAL NON-AIRLINE REVENUE	9,824,015	9,068,844	755,171	8.33%
ACTUAL % OF TOTAL REVENUE	57.5%	59.1%	(1.6)	(2.71%)

TARGET %

60.0%

60.0%

**CITY OF AUSTIN
AUSTIN-BERGSTROM INTERNATIONAL AIRPORT
NON-AIRLINE REVENUE ACTUALS**

This month - This Year vs. Last Year
FY13 (Nov 12) vs FY12 (Nov 11)

	<u>FY13 Nov-12</u>	<u>FY12 Nov-11</u>	<u>Fav (Unfav) \$ Variance</u>	<u>Fav (Unfav) % Variance</u>
<u>Non-Airline Revenue</u>				
OTHER CONCESSIONS				
Rental Cars	1,018,273	770,183	248,091	32.2%
Food and Beverage	257,919	268,755	(10,835)	(4.0%)
News and Gift	251,188	189,837	61,350	32.3%
TOTAL	1,527,381	1,228,775	298,606	24.3%

Fiscal YTD - This Year vs. Last Year
FY13 (Nov 12) vs FY12 (Nov 11)

	<u>FY13 YTD Nov-12</u>	<u>FY12 YTD Nov-11</u>	<u>Fav (Unfav) \$ Variance</u>	<u>Fav (Unfav) % Variance</u>
	1,997,525	1,668,724	328,800	19.7%
	554,818	548,011	6,807	1.2%
	506,461	410,301	96,160	23.4%
TOTAL	3,058,803	2,627,036	431,768	16.4%

**CITY OF AUSTIN
AUSTIN-BERGSTROM INTERNATIONAL AIRPORT
ADVERTISING CONTRACT ANALYSIS**

	This month - This Year vs. Last Year FY13 (Nov 12) vs FY12 (Nov 11)			Fiscal YTD - This Year vs. Last Year FY13 (Nov 12) vs FY12 (Nov 11)				
	FY13 Nov-12	FY12 Nov-11	Fav (Unfav) \$ Variance	Fav (Unfav) % Variance	FY13 YTD Nov-12	FY12 YTD Nov-11	Fav (Unfav) \$ Variance	Fav (Unfav) % Variance
Advertising								
Hotel	1,820	2,158	(338)	(15.7%)	3,955	4,363	(408)	(9.3%)
Cab	803	759	44	5.8%	1,633	1,544	89	5.8%
Others:								
Static Display	96,783	44,002	52,781	120.0%	145,937	76,859	69,078	89.9%
Tech Display	50,806	20,307	30,500	150.2%	74,399	48,418	25,981	53.7%
MAG*	0	0	0	N/A	0	0	0	N/A
Others Subtotal:	147,589	64,309	83,281	129.5%	220,336	125,277	95,059	75.9%
TOTAL	150,212	67,226	82,987	123.4%	225,925	131,184	94,741	72.2%

*Includes credit to Clear Channel for annual MAG true-up.

**AUSTIN-BERGSTROM INTERNATIONAL AIRPORT
ENPLANEMENTS
FY 2013 VS. FY 2012**

	<u>FY 2012</u>	<u>FY 2011</u>	<u>Month over Month Change</u> %	<u>YTD Change</u> %
October	407,711	393,343	3.65%	3.65%
November	405,024	379,810	6.64%	5.12%
December	-	383,096		
January	-	326,181		
February	-	327,914		
March	-	409,926		
April	-	392,321		
May	-	419,832		
June	-	430,716		
July	-	432,564		
August	-	408,593		
September	-	358,442		
	<u>812,735</u>	<u>4,662,738</u>		
	<u>YTD Nov-12</u>	<u>YTD Nov-11</u>	<u>Incl/(Dec)</u>	<u>% Incl/(Dec)</u>
	812,735	773,153	39,582	5.12%

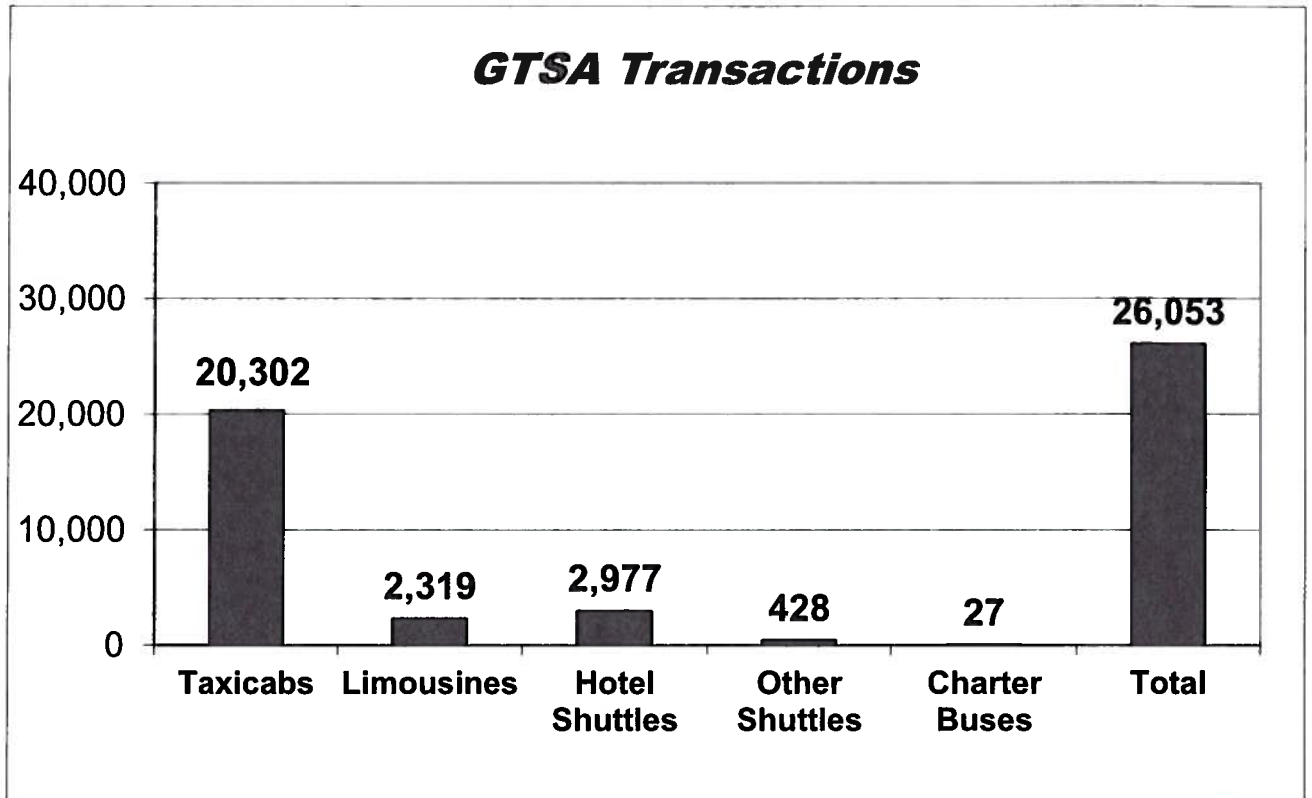
**AUSTIN-BERGSTROM INTERNATIONAL AIRPORT
TOTAL CARGO TONNAGE
BELLY FREIGHT, MAIL, & CARGO
FY 2013 VS. FY 2012**

	<u>FY 2012</u>	<u>FY 2011</u>	<u>Month over Month</u> <u>Change</u> <u>%</u>	<u>YTD</u> <u>Change</u> <u>%</u>
October	6,305	6,424	-1.85%	-1.85%
November	7,726	6,393	20.85%	9.47%
December	-	7,173		
January	-	6,050		
February	-	6,002		
March	-	6,954		
April	-	6,044		
May	-	6,596		
June	-	6,497		
July	-	6,124		
August	-	6,944		
September	-	6,199		
	<u>14,031</u>	<u>77,400</u>		

**AUSTIN-BERGSTROM INTERNATIONAL AIRPORT
LANDED WEIGHTS
FY 2013 VS. FY 2012**

	<u>FY 2012</u>	<u>FY 2011</u>	<u>Month over Month Change</u> <u>%</u>	<u>YTD Change</u> <u>%</u>
October	512,451,397	490,427,499	4.49%	4.49%
November	504,246,217	460,449,178	9.51%	6.92%
December	-	473,997,984		
January	-	441,029,354		
February	-	432,535,353		
March	-	496,635,886		
April	-	479,535,174		
May	-	509,470,460		
June	-	503,932,220		
July	-	524,142,423		
August	-	519,056,485		
September	-	484,324,879		
	<u>1,016,697,614</u>	<u>5,815,536,895</u>		

GROUND TRANSPORTATION TRANSACTIONS
DECEMBER 2012



YEAR TO YEAR COMPARISON			
SERVICE CATEGORY	DECEMBER 2012	DECEMBER 2011	% Increase/(decrease)
TAXICAB	20,302	19,563	3.8%
LIMOUSINE	2,319	1,664	39.4%
HOTEL SHUTTLE	2,977	2,758	7.9%
OTHER SHUTTLE	428	491	(12.8%)
CHARTER BUS	27	2	1250.0%
OVERALL TOTAL	26,053	24,478	6.4%

AGENDA



Recommendation for Council Action (Purchasing)

Austin City Council	Item ID:	21231	Agenda Number	<ITEM_OUTLINE>
Meeting Date:	January 31, 2013			
Department:	Purchasing			
Subject				
<p>Authorize award, negotiation, and execution of a 24-month requirements service contract with THE JW GROUP, INC., or one of the other qualified offerors to RFP No. BKH0135REBID, to provide information technology master plan services for the Aviation Department in an estimated amount not to exceed \$989,700.</p>				
Amount and Source of Funding				
<p>Funding is available in the Fiscal Year 2012-2013 Capital Budget of the Aviation Department. Funding for the remaining 16 months of the original contract period is contingent upon available funding in future budgets.</p>				
Fiscal Note				
<p>A fiscal note is attached.</p>				
Purchasing Language:	Best-evaluated proposal received.			
Prior Council Action:				
For More Information:	Sai Xoomsai Purcell, Senior Buyer, 972-4016			
Boards and Commission Action:	Airport Advisory Board – 1/8/2013			
MBE / WBE:	This contract will be awarded in compliance with Chapter 2-9C of the City Code (Minority Owned and Women Owned Business Enterprise Procurement Program) by meeting the goals with 4.66% MBE and 2.3% WBE subcontractor participation.			
Related Items:				

Additional Backup Information

This contract will provide for the development of the Austin-Bergstrom International Airport (ABIA) Information Technology Master Plan (IT Master Plan), project management, and information technology (IT) expertise.

The original network infrastructure and system for ABIA was completed in 1999. Since then, there have been additions and improvements made as the network systems and operations have grown in complexity and importance. In order to make the best use of resources available and prioritize spending to support the operational needs of ABIA, the airlines, and other airport users, the Aviation Department has a need to create an IT Master Plan to address three critical areas of concern: infrastructure, systems and governance, and business practices.

The JW Group, Inc. will identify the existing deficiencies in the ABIA infrastructure and systems, develop a 5-year and 10-year plan, address the impact of current and pending federal mandates, and any potential IT-related revenue

streams related to aviation industry trends. The plan will guide development of IT initiatives for the airport while also aligning with the Communications and Technology Management IT strategies for the City's future growth.

A cross-functional team from the Aviation Department and Communications and Technology Management Department evaluated the proposals. The evaluation team consisted of members with experience in varying areas to ensure proposals were reviewed and chosen to provide ABIA a thorough and complete Master Plan to guide future development and supporting infrastructure. The team recommended The JW Group, Inc. as the best-proposed plan.

This request allows for the development of an agreement with a qualified offeror that Council selects. If the City is unsuccessful in negotiating a satisfactory agreement with the selected offeror, negotiations will cease with that provider. Staff will return to Council so that Council may select another qualified offeror and authorize contract negotiations with this provider.

MBE/WBE solicited: 7/4

WBE/WBE bid: 0/0

PRICE ANALYSIS

- a. Adequate competition.
- b. One hundred-eight notices were sent, including 7 MBEs and 4 WBEs. Five proposals were received. The MBE/WBEs did not respond.
- c. This is the first purchase of its type; therefore, there is no pricing history available.

APPROVAL JUSTIFICATION

- a. Best-evaluated proposal.
- b. The Purchasing Office concurs with the Aviation Department's recommended award.
- c. Advertised in the Austin American-Statesman and on the Internet.

**RFP EVALUATION MATRIX
 INFORMATION TECHNOLOGY MASTER PLAN
 RFP BKH0135REBID**

EVALUATION FACTORS	# Possible Points	BLC PARTNERS, LLC	ALVINE AND ASSOCIATES, INC. dba IP DESIGN GROUP	BARICH, INC.	ROSS & BARUZZINI, INC.	THE JW GROUP, INC.
		Round Rock, TX	Omaha, NE	Sugar Land, TX	Webster Groves, Mo	Hockessin, DE
Proposed Concept and Solutions	25.00	11.25	10.50	19.00	20.00	23.75
Applicable Airport Experience	25.00	11.00	10.50	18.75	19.00	25.00
Personnel Qualifications	20.00	12.25	10.50	15.75	16.75	19.75
Project References	10.00	4.25	3.50	7.75	8.75	9.50
Cost	15.00	15.00	14.60	6.84	6.07	5.52
Local Business Presence	10.00	0.00	4.00	4.00	2.00	2.00
Total	105	53.75	53.60	72.09	72.57	85.52

* As per Section 252.049 of the Local Government Code, contents of a proposal shall remain confidential until a contract is awarded or as directed by the Texas Attorney General's Office; therefore, the matrix will include points awarded for price, but exact pricing will not be disclosed.