



To: Zero Waste Advisory Commission

From: Bob Gedert, Director
Austin Resource Recovery Department

Date: April 10, 2013

Subject: Director's Report

Sustainable Materials Update

Approximately 100 participants attended the Sustainable Materials Management Workshop, hosted by STAR, EPA Region 6, and Austin Resource Recovery on February 25 and 26 in Austin. The event not only was a presentation forum on recycling issues, but it also was the beginning of a partnership to further recycling in Texas. The presentations from the workshop are available on the STAR website at:

<http://www.recyclingstar.org/resources/reports-research.html>

More discussion on recycling measurement and sustainable materials management will continue at the Texas Recycling and Sustainability Summit, which will take place in Houston from October 13-16.

2013 State Legislative Bill Review

As part of the implementation of the Austin Zero Waste Strategic Plan, I testified at the state legislature on behalf of two bills:

- **HB 1473** Author: Rodriguez Position: **Support**
This bill establishes the Texas Beverage Container Recycling Incentive Program.
- **HB 2416** Author: Springer Position: **Oppose**
This bill would prohibit local governments from enforcing plastic bag bans or regulations, and would negate the City of Austin Single Use Bag Ordinance.

Additional bills that we are monitoring include the following:

- **HB 648** Author: Farias, Joe Position: **Support**
Relating to prohibiting the land disposal of computer equipment and certain television equipment. A person may not discard or dispose of covered television equipment at a municipal solid waste facility or a waste-to-energy facility.
- **HB 1346** Author: Gonzalez, Mary Position: **Support**
Relating to the collection and recycling of computer and television equipment by certain retailers. A large retailer shall: (1) without charge: (A) accept at the retailer's location during normal business hours computer equipment from a consumer; or (B) provide a consumer with a system by which the consumer may send computer equipment by mail to the retailer or another entity that will recycle or reuse the computer equipment.

- **HB 1490** Author: Bell, Cecil Position: **Oppose**
Relating to collection and use of municipal solid waste fees. Provision of funds for natural gas fueling stations to facilitate the conversion of solid waste diesel fleets to cleaner burning natural gas in nonattainment areas and Travis, Williamson, Hays, and Bexar counties. Provision of funds for municipal solid waste renewable energy projects; including, waste-to-energy, landfill biogas for electricity, wastewater treatment facility biogas projects to electricity or renewable fuel, and food/yard waste anaerobic digestion.
- **SB 459** Author: Rodriguez, Jose Position: **Support**
- **HB 1584** Author: Ritter, Allan Position: **Support**
Relating to the sale, storage, transportation, and disposal of scrap or used tires. Except as provided by Subsection (c), a retail seller shall prohibit a customer from retaining a scrap tire or used tire removed from the customer's vehicle during the purchase of a tire.
- **SB 645** Author: Ellis, Rodney Position: **Support**
- **HB3244** Author: Callegari, Bill Position: **Support**
Relating to water quality improvement and pollution reduction through beverage container recycling incentives. Establishment of the Texas Container Recycling Incentive Program ("Bottle Bill")
- **SB 762** Author: Carona, John Position: **Support**
- **HB 1694** Author: Farrar, Jessica Position: **Support**
Relating to a prohibition on the disposal of certain used equipment at a municipal solid waste facility. Prohibits the landfilling or incineration of covered television equipment that is eligible for collection under a manufacturer's recovery plan.
- **HB 2368** Author: Allen, Alma Position: **Support**
Establishing a study on waste reduction.

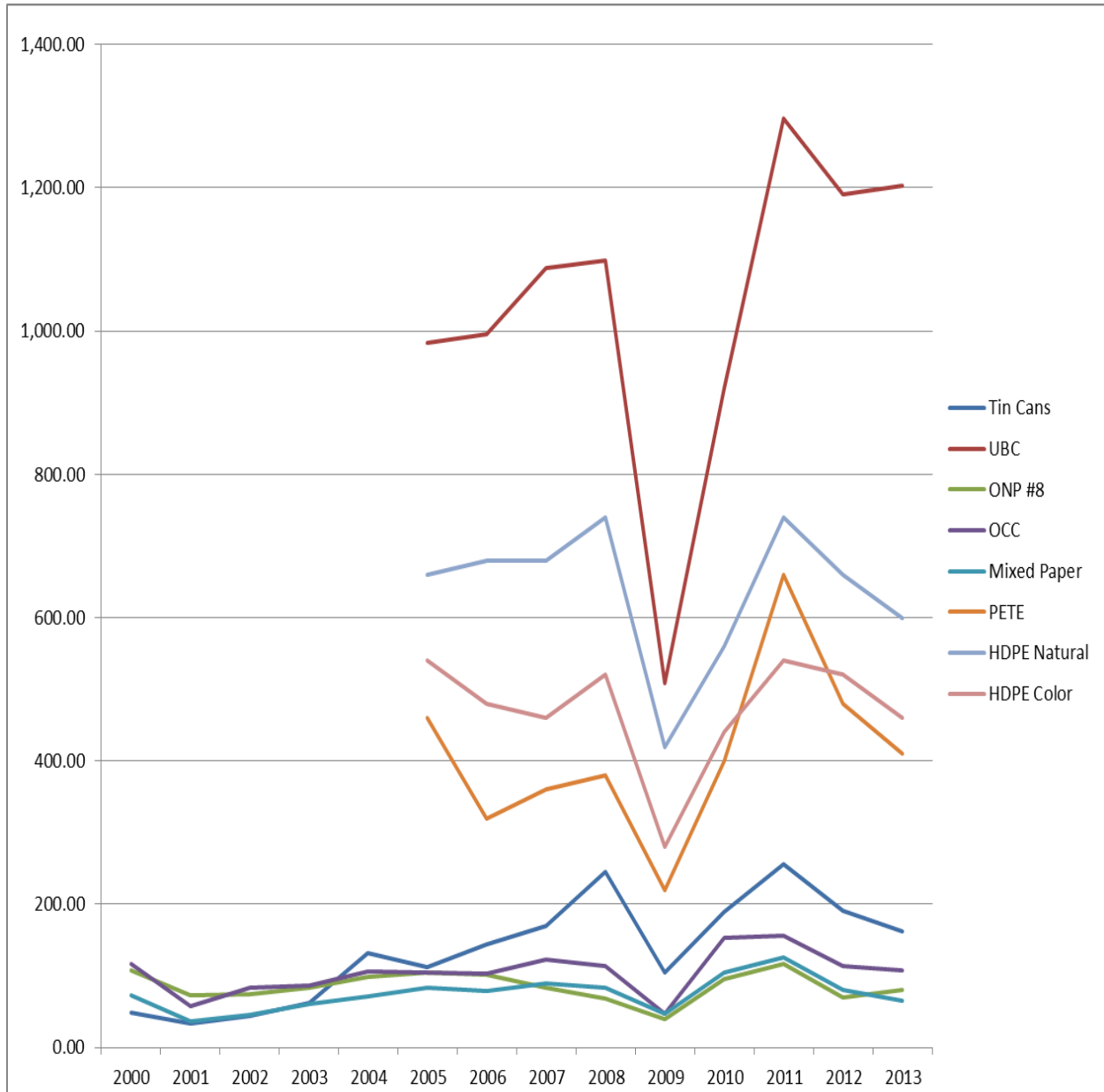
Recyclable Materials Market Pricing

As the recycling market cycles were disrupted during the world-wide financial recession, a slow recovery to "normal" recycling market value has begun. The recession affected recycling markets through low production of consumer goods, often the end-use of recycled material. In addition, recycling markets were affected by slow new housing construction, weakened industrial goods production, and limitations in transportation networks.

Market values recovered very well in 2010 and 2011, but then fell for most of 2012. Most industry trade publications are predicting rising markets for 2013. However, several commodities are slow to recover, such as plastics. Aluminum values have bounced back strong. Paper values continue to recover, however they bounce up and down with supply and transportation issues. Ferrous and non-ferrous metals are recovering alongside the recovering appliance and auto industries.

The following chart displays an annual assessment of each commodity based on its annual average value per ton. This depiction of market values illustrates the volatility in market values in recent years.

Market Values, 2000 - Present



Sources:

Metal: American Metal Market

Plastics: WasteRecyclingMarkets.net

Paper: RISI/Pulp and Paper International

Notes:

Metal: UBC information through 2004 is not available

Plastic: Information for 2000 - 2004 for HDPE Natural and Color, and 2000 - 2005 for PETE, is not available from WasteRecyclingMarkets

Paper: Due to organizations merging in the industry, OBM pricing was used for 2000 - 2006, and PPI pricing for 2007 - 2013; each group used its own pricing methodology so there may be variances between the two sources.

Special Events Ordinance

As part of Resolution 20120524-089, the Transportation Department's Special Events Office is in the process of developing amendments to the Special Events Ordinance to streamline the special events permitting process. This requires combining the permitting requirements of various departments including those utilized by the Austin Police Department, Austin Fire Department, Austin Transportation Department, Austin/Travis County Emergency Management System, the Austin/Travis County Health Department and several others. Currently, the proposed amendments will apply to events that request a closure of city right of way. The Special Events Office is hosting two public meetings on proposed amendments to the Special Events Ordinance. The first is scheduled for Monday, April 8th at One Texas Center (Room 325) from 6:45 pm-8:45 pm. The second is scheduled for Friday, April 19th at 3pm at a location to be determined. ARR Staff are working Special Events Office staff to include litter control, trash, and recycling requirements as part of the proposed amendments.

Kite Festival Follow Up

ARR Staff participated in planning for Zilker Kite Festival beginning in January 2013. The festival is presented each year by the Exchange Club of Austin, an all-volunteer 501(c)3 organization dedicated to the prevention of child abuse. The event, held on Sunday, March 3, 2013, estimated approximately 20,000 attendees this year.

For the first time, the event organizers contracted with a private company (Lone Star Latrines) to manage their set up, onsite, and post event litter, trash, and recycling needs. Lone Star provided 150 cardboard trash boxes and set up the 100 ClearStream containers provided by the city. Prior to the event, event organizers also arranged for Lone Star to perform post clean-up services on Monday, March 4, 2013, the day after the event from 8am until the park was completely clean.

Because the event was a city co-sponsored event, Austin Resource Recovery (ARR) provided:

100 ClearStream recycling containers and bags;

Ten 32 gallon trash containers, placed around the perimeter of the event site for citizens leaving the park to dispose of their litter;

Two grease/oil drums to recycle waste grease;

One 40-cubic yard trash roll-off and one 8-cubic yard trash dumpster (paid for by the event);

Two 40-cubic yard recycling roll-offs and one 20-cubic yard recycling roll-off (paid for by the Department); and

Pre-event vendor education

Total waste: 11,800 lbs. (trash-9,610 lbs; recycling-3,440 lbs)

Diversion rate: 26%

Staff Hires and Promotion Updates

New employee	Promotions	Notes: Title/ Division
Anthony Freeman		Financial Specialist
Keman Caldwell		Temporary ARR Associate
Nicholas Arevalo		Temporary ARR Associate
	Marsial Siera	From: ARR Operator To: ARR Operator Senior
	Perminder Klair	From: ARR Operator To: ARR Operator Senior
	DeWayne Fisher	From: ARR Operator To: ARR Operator Senior

Current and Upcoming Job Posting

Position	Contact Manager	Posting Status
Public Information & Marketing Program Manager	Tammie Williamson	3rd round interviews week of 4-1-13
Planner II or III	Jessica King	Top candidate selected
Temporary Recycle Right Auditor	Jessica King	Position to be posted
Temporary Administrative Sppt (Public Event Leader-Strategic Initiatives) 2 Positions	Jessica King	Position posted to close 4-10-13
Temporary Waste Diversion Planner or Waste Diversion Planner Senior	Jessica King	Position posted to close 4-10-13
Strategic Initiatives Intern (Research Analyst and Marketing Interns)	Jessica King	Position to be posted to local universities
Financial Consultant	Sue Cooper	Positions posted 4-1-13
Accounting Manager	Sue Cooper	Interviews 4-11-13
Human Resources Advisor (Employee Relations)	Blanche Quarterman	Position posted to close 4-12-13
Occupational Health & Safety Coordinator	Dodd Day	Interviews to be scheduled

Position	Contact Manager	Posting Status
Temporary Administrative Specialist–Finance	Chad Presley	Interviews 4-2-13
Temporary Business Process Consultant–Finance	Chad Presley	Position posted to close 4-12-13
Administrative Specialist (OS)	Richard McHale	Top candidate to start 4-8-13
Solid Waste Operator	Vidal Maldonado	Interview scheduled for 4-4-13
Solid Waste Operator (Yard Trimming)	Vidal Maldonado	Top candidate to start 4-8-13
Solid Waste Associate	Vidal Maldonado	Position to be posted
Crew Leader-Collections	Ron Romero	Interviews being scheduled
Solid Waste Associate	Ron Romero	Top candidates to start 4-8-13
Solid Waste Operator 1	Ron Romero	Position to be posted
Temporary Solid Waste Associate	Richard McHale Ron Romero Vidal Maldonado	Interviews 3-29-13

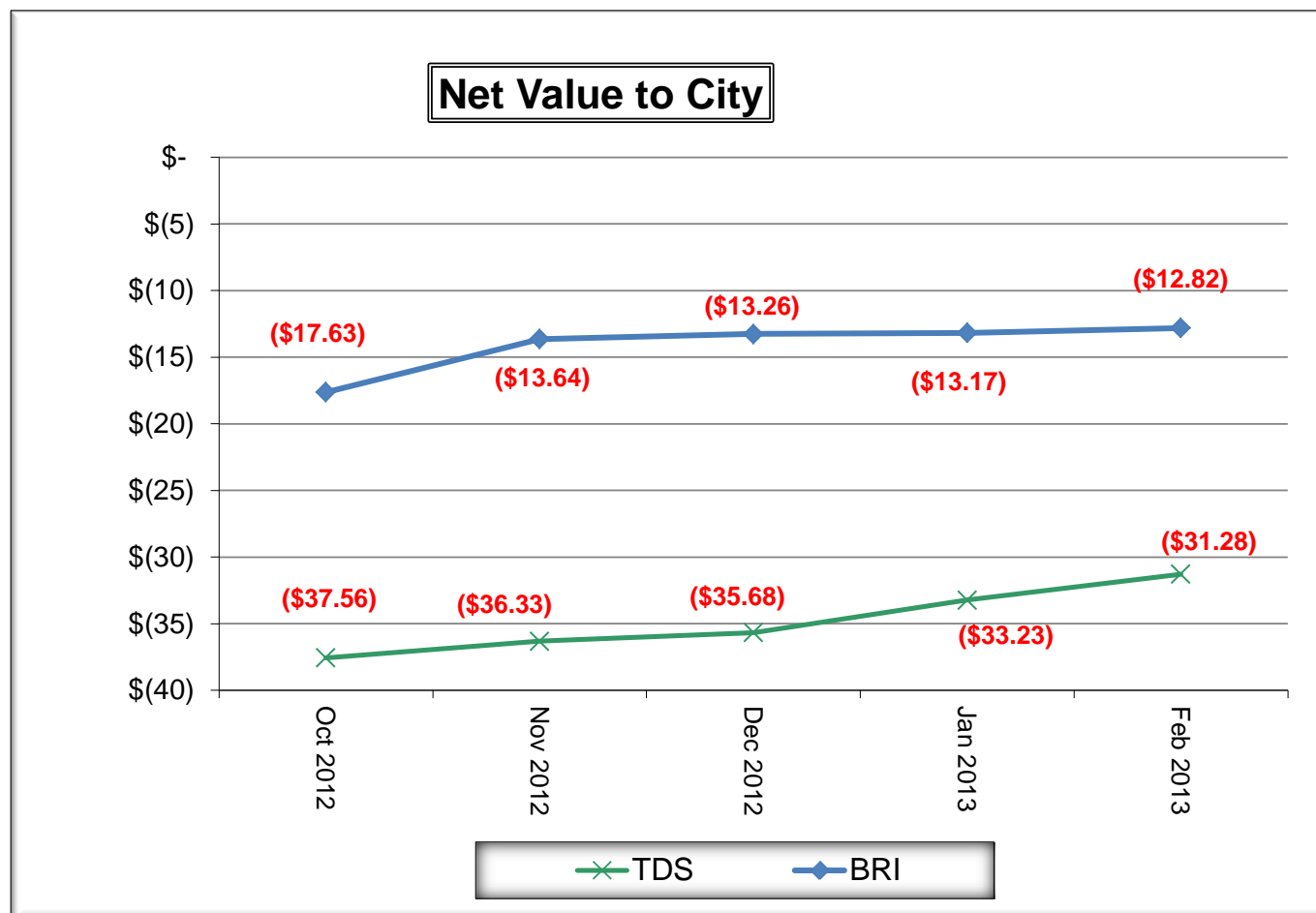
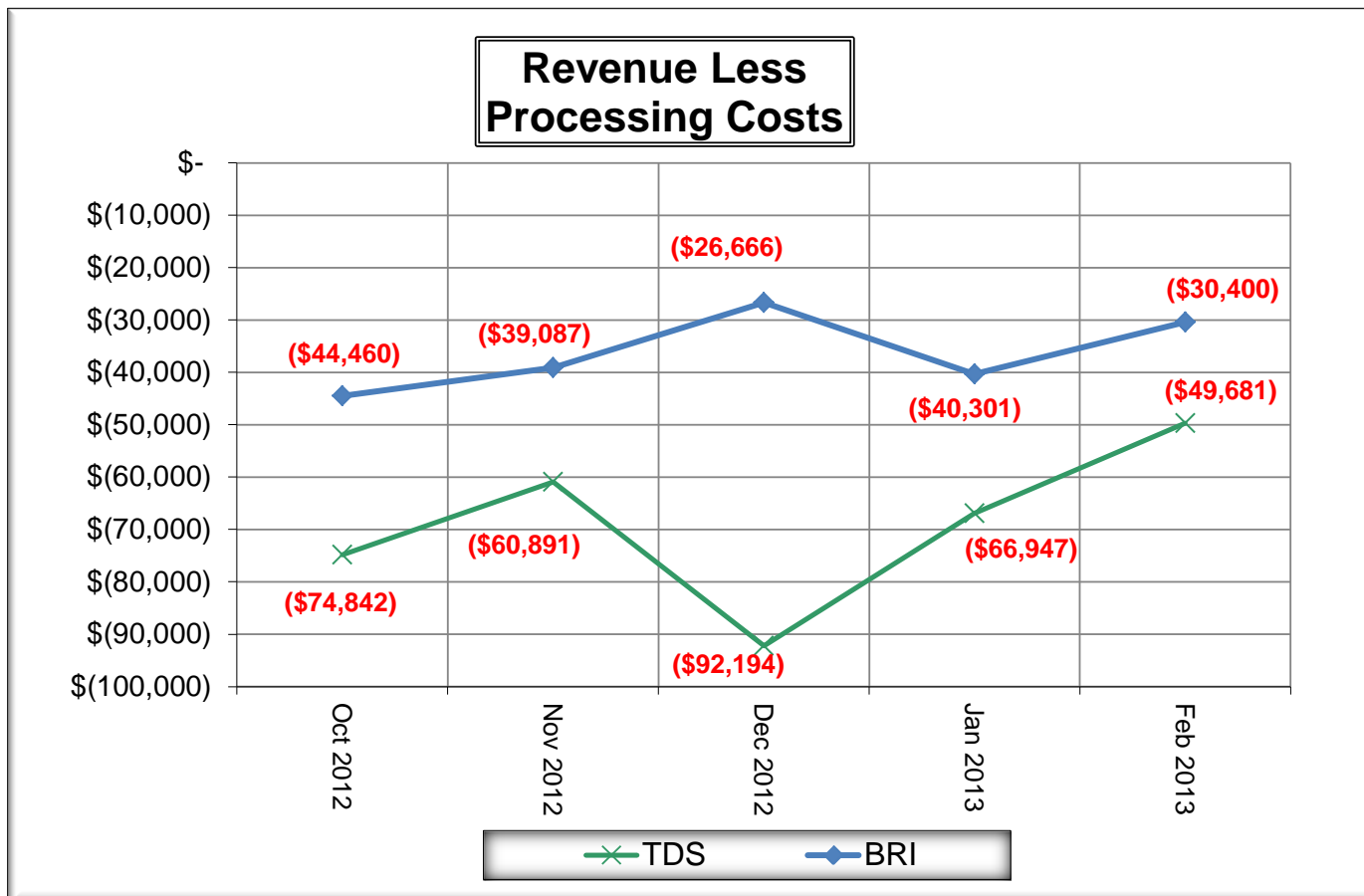
Single Stream Recycling Statistical Report
FY 2012-13 through February, 2013
Texas Disposal Systems (TDS) and Balcones Resources Inc (BRI)

		Contractor Payments			Net Value to City	Landfill Cost Avoidance	
Month	Tons Delivered	Revenue	Processing Cost	Net Amount Due/(Owed)	\$ per ton value	Per Ton	Total
October 2012 - TDS	1,992.62	\$107,483	\$182,325	(\$74,842)	(\$37.56)	\$21.14	\$42,124
October 2012 - BRI	2,522.20	\$156,614	\$201,074	(\$44,460)	(\$17.63)	\$21.14	\$53,319
<i>Total</i>	4,514.82	\$264,097	\$383,399	(\$119,302)			\$95,443
November 2012 - TDS	1,676.28	\$92,488	\$153,380	(\$60,891)	(\$36.33)	\$21.14	\$35,437
November 2012 - BRI	2,864.82	\$188,214	\$227,301	(\$39,087)	(\$13.64)	\$21.14	\$60,562
<i>Total</i>	4,541.10	\$280,702	\$380,681	(\$99,978)			\$95,999
December 2012 - TDS	2,584.16	\$144,257	\$236,451	(\$92,194)	(\$35.68)	\$21.14	\$54,629
December 2012 - BRI	2,010.51	\$135,238	\$161,904	(\$26,666)	(\$13.26)	\$21.14	\$42,502
<i>Total</i>	4,594.67	\$279,495	\$398,355	(\$118,860)			\$97,131
January 2013 - TDS	2,014.55	\$117,385	\$184,331	(\$66,946)	(\$33.23)	\$21.14	\$42,588
January 2013 - BRI	3,059.87	\$201,932	\$242,233	(\$40,301)	(\$13.17)	\$21.14	\$64,686
<i>Total</i>	5,074.42	\$319,317	\$426,564	(\$107,247)			\$107,273
February 2013 - TDS	1,588.12	\$95,632	\$145,313	(\$49,681)	(\$31.28)	\$21.14	\$33,573
February 2013 - BRI	2,370.66	\$159,074	\$189,474	(\$30,400)	(\$12.82)	\$21.14	\$50,116
<i>Total</i>	3,958.78	\$254,706	\$334,787	(\$80,081)			\$83,689
FY 2012-13 Totals	22,683.79	\$1,398,317	\$1,923,785	(\$525,468)			\$479,535

Material Composition Percentages				
	TDS	BRI	TDS	BRI
Material	10/27/2012	10/22/2012	2/9/2013	1/26/2013
ONP	13.80%	27.89%	22.54%	25.01%
OCC	7.58%	11.15%	9.19%	12.80%
Mixed Paper	19.76%	12.31%	18.23%	13.13%
Tin	2.04%	2.28%	1.66%	2.17%
UBC	1.32%	1.45%	1.09%	0.98%
NHDPE	1.34%	0.90%	1.05%	1.08%
CHDPE	1.11%	0.64%	0.87%	0.91%
PETE	3.13%	3.58%	2.44%	3.05%
Glass	30.61%	26.59%	26.89%	27.66%
Residual	15.45%	10.33%	12.11%	10.76%
Plastics 3-7	3.17%	2.53%	3.38%	2.02%
Scrap Metals	0.69%	0.35%	0.55%	0.43%
Other	0.00%	0.00%	0.00%	0.00%
	100.00%	100.00%	100.00%	100.00%

Single Stream Recycling Statistical Report FY 2012-13 through February 2013

Texas Disposal Systems (TDS) and Balcones Resources, Inc. (BRI)



Austin Resource Recovery Curbside Collection and HHW Operations

		LAST FISCAL YEAR				CURRENT FISCAL YEAR				
		FY 2012	FY 2012 Goal	Jan 2012	Feb 2012	FY12 YTD (Oct '11 - Feb'12)	Jan 2013	Feb 2013	FY13 YTD (Oct '12 - Feb '13)	FY 2013 Goal
Tons Disposed	Tons of curbside Garbage	129,653	123,000	12,693	10,229	55,038	11,526	9,193	51,896	127,000
	Tons of Curbside Bulk Disposed	7,611	7,500	726	694	3,190	672	814	3,165	6,600
	HHW Operations Tons Disposed	434	400	39	33	163	23	30	135	400
	Total Disposed Tons Collected Curbside and from HHW Operations	137,698	130,900	13,458	10,956	58,391	12,221	10,037	55,196	134,000
Tons Diverted	Tons of curbside recycling	54,009	60,000	5,033	4,243	22,939	5,045	3,936	22,577	63,000
	HHW Operations Tons recycled/reused	208	150	13	16	78	15	18	80	150
	Tons of Curbside Yard Trimmings	21,712	25,000	2,466	1,518	8,180	2,437	2,037	9,996	27,000
	Tons of Curbside Bulk Recycled	233	200	25	18	119	18	12	78	800
	Tons of Curbside Brush Collected	7,720	7,500	411	427	2,368	437	518	2,782	6,400
	Total Diverted Tons Collected Curbside and from HHW Operations	83,882	92,850	7,948	6,222	33,684	7,952	6,521	35,513	97,350
Total Tons Collected Curbside and from HHW Operations		221,580	223,750	21,406	17,178	92,075	20,174	16,558	90,709	231,350
Percent of Waste Stream Diverted by Curbside and HHW Operations		37.86%	41.50%	37.13%	36.22%	36.58%	39.42%	39.38%	39.15%	42.08%
Pounds of Garbage collected per customer per pickup		27.05	25.06	31.85	25.57	n/a	28.52	22.87	n/a	26.03
Number of Garbage customers		184,316	188,807	184,070	184,760	n/a	186,665	185,626	n/a	187,676
Pounds of Recycled materials collected per customer per pickup (every other week)		22.71	24.44	25.44	21.37	n/a	25.16	19.74	n/a	25.82
Pounds of Yard Trimmings collected per customer per week		4.56	5.09	6.23	3.82	n/a	6.08	3.77	n/a	5.53
Number of Recycling and Yard Trimmings customers		182,971	188,807	182,727	183,395	n/a	185,224	184,205	n/a	187,676

Austin Resource Recovery Curbside Collection and HHW Operations

