

# Sidewalk Program Update

Presentation to CPTC – April 2013  
Public Works Department



1



- Sidewalk Program supports Imagine Austin Priority Programs:
  - Invest in a compact and connected Austin
  - Use green infrastructure
  - Create a Healthy Austin Program
- Imagine Austin contains goals to reduce vehicular trips
- Program Implementation
  - Building pedestrian infrastructure
  - Public Health (safety, education) and the built environment
  - Assisting with regulatory updates
  - Tracking metrics



2

## What's Going on Now



- ADA Accessibility
- Green Construction
- Neighborhood Partnering
- Trails Connectivity
- ROW Maintenance
- Safe Routes to School



3

## Discussion Items

- Program Background
- Sidewalk Master Plan
- Program Accomplishments
- Relationships
- Look Ahead



4

## Program Background

- Sidewalk program initiated in 2005
- No dedicated funding in 2006 Bond
  - Up to 20% of \$90M in street reconstruction per Council ordinance
  - Reallocation of ~\$8.3M in cost savings to sidewalk projects
- Sidewalk Master Plan adopted in 2009
- Increased Bond Funding
  - 2010 Bond: \$15.5M dedicated funding/\$2.0M imputed\* funding
  - 2012 Bond: \$25.0M dedicated funding/\$11.0M imputed\* funding
- \$12M in Capital Metro partnership
- Allocation of operational funds in FY14 budget for M&R
  - \$250K - \$500K allocated for repair/replacement of non-compliant sidewalks




\*Assumes 10% of street reconstruction total is used to construct sidewalks



5

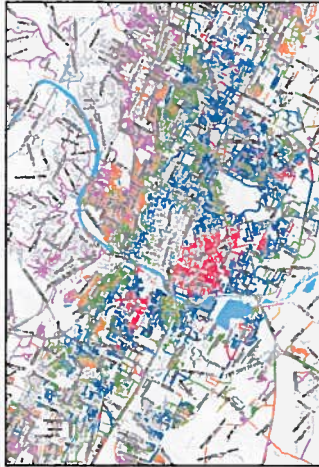
## Sidewalk Master Plan

- Pedestrian Infrastructure Management System and Priority Matrix
  - GIS database of existing and absent pedestrian infrastructure
    - >\$800M in missing sidewalks
    - ~\$120M to improve existing sidewalks to ADA compliant standards
  - GIS method to score and prioritize projects
- ADA Transition Plan
  - Requires \$5M in spending in 2009 and 2010
  - Requires \$10M in spending from 2011 forward



6

## Master Plan - Project Prioritization



- Pedestrian Attractor Score (50%)
- Pedestrian Safety Score (40%)
- Fiscal Availability Score (10%)
- Neighborhood Request Score (up to 10 points)
- Special Consideration Score (up to 10 points at discretion of PWD Director)

PIMS ABSENT SIDEWALK SCORE	ABSENT SIDEWALK SEGMENT COUNT
< 30.00 (Very Low)	15,072
30.01 - 40.00 Low	8,158
40.01 - 50.00 Medium	1,618
50.01 - 60.00 High	421
> 60.01 (Very High)	234

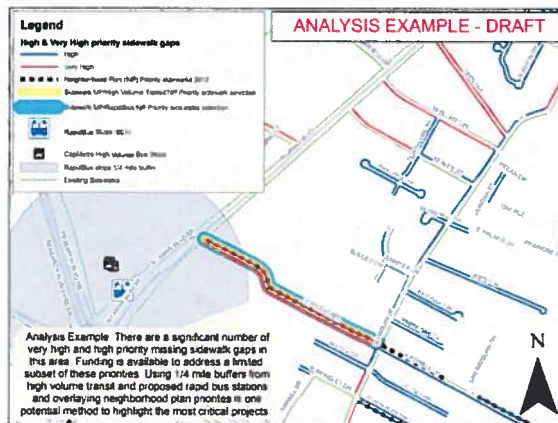
SCORING DISTRIBUTION
Average: 3.25
Maximum: 1.42
Min: 0.21
Med: 0.29



7

## Master Plan - Project Selection

- Projects evaluated and selected to achieve multiple priorities.
- Priorities include:
  - Sidewalk Master Plan
  - ADA Transition Plan
  - Pedestrian Safety issues
  - PWD Annual Work Plan
  - Annual "Crash" Report
  - Neighborhood Plans
  - High Volume transit stops/MetroRapid
  - ADA Stakeholders
  - Safe Routes to School
- Project connectivity reviewed as QA step.



8



## Master Plan – Project Execution

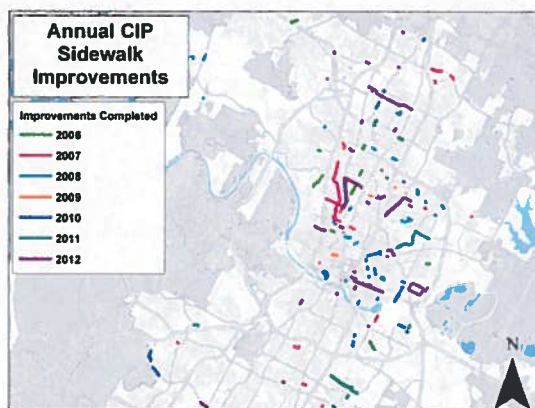
Projects are delivered using an innovative ID/IQ model.

- Contracts issued using unit costs and assumed quantities.
- Uses a set of standard details that are adapted in the field under the direct supervision of an engineer.
- Flexible scheduling and accelerated delivery has resulted in numerous inter-agency partnerships which have improved coordination of pedestrian accessibility improvements.
- IDIQ process has saved 25% in design costs and reduced delivery time by 75%.
- Model is being adapted by other governmental entities.



9

## Program Accomplishments



### TOTALS

New Sidewalk (miles)	82
ADA Transition Plan Repairs (miles)	21
Total Sidewalk Improved (miles)	103
Ramp Repairs	2,145
Expenditures	\$47.4M

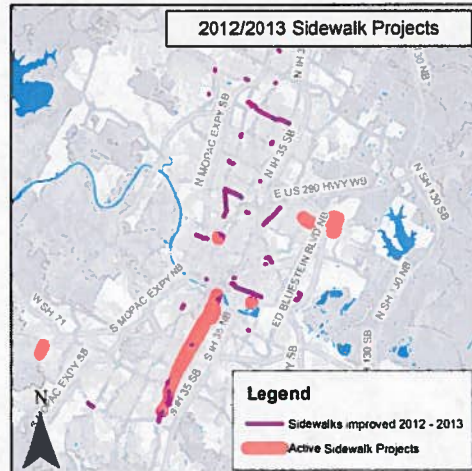
NOTE: Figures do not include repairs performed by Street & Bridge crews or work included in Street Reconstruction projects.



10

## Program Accomplishments – FY12

- 66,124 LF sidewalks
- 484 ramps
- >1,800 repairs to non-compliant sidewalks



11

## Program Accomplishments – E 6th Street



BEFORE



AFTER



12

## Program Accomplishments – Burnet Road



BEFORE



AFTER



13

## Program Accomplishments – Manor Road (Airport to 51<sup>st</sup>)



14



## Program Accomplishments – S Congress (at Mockingbird Lane)



BEFORE



Note: Sidewalk improvements  
coordinated with new bus stop

AFTER



15



## Program Accomplishments – Northgate (Colony to Rundberg)



BEFORE



AFTER



16





## Program Accomplishments – Nuckols Crossing (Palo Blanco to Escualita – Widen Elementary)



BEFORE



AFTER



17



## Relationships - Examples

- **Cap Metro:** PWD has completed 190 bus stop improvements to date. CapMetro funding an additional \$10 million in improvements over 4 – 6 years as part of amended Interlocal Agreement.
- **Parks and Recreation Dept (PARD):** Eilers Park picnic area access, Armadillo Park
- **Austin Energy:** Annual sidewalk compliance program
- **Libraries:** Machaca Library bus stop access, Faulk Central Library
- **Transportation:** Coordinated installation of sidewalks/ramps with new Pedestrian Hybrid Beacons (PHB's)
- **Planning and Development Review:** Fee in Lieu funding and Neighborhood Plan implementation
- **Child Safety Program:** Coordinated improvements among AISD (Zilker Elementary), ATD, and PARD.
- **Safe Routes to School:** Wellington Avenue Sidewalk Project
- **Convention Center:** \$1M in exterior walkway improvements scheduled over the next year
- **Travis County/TxDOT/AISD:** FM1826 Sidewalks in vicinity of Gorzycki Middle School



18



## Relationships – Austin Energy



BEFORE

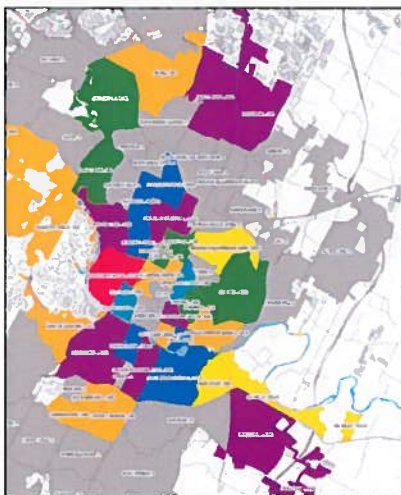


AFTER



19

## Relationships - Sidewalk Fee-in-Lieu Fund



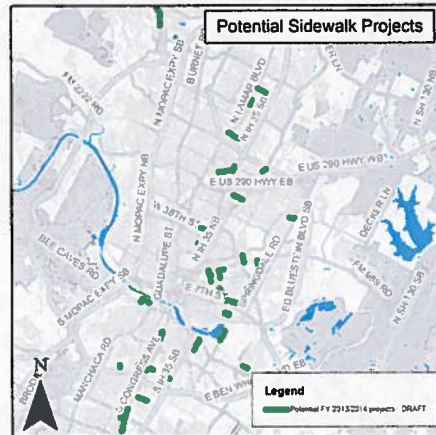
- Project selection in consultation with Planning and Development Review
- Funds allocated by Planning areas

FUND = \$726,315.98	
0.00	
0.01 - 3300.00	
3300.01 - 4276.50	
4276.51 - 8622.00	
8622.01 - 13872.00	
13872.01 - 21328.50	
21328.51 - 49224.00	
49224.01 - 157154.05	



20

## Look Ahead – FY14



- \$25M in 2012 Bond Funding for Sidewalk Master Plan/ADA Transition Plan
  - Sidewalk only projects independent of "named" corridor projects
- FY 2014 Project Evaluation
  - \$8 – 10M in FY 2014
  - Coordinated project analysis to achieve multiple priorities



21

## Look Ahead - Future

- Continued maturation of "sidewalk" program to a comprehensive pedestrian mobility program.
- Increased focus on intermodal connections.
- Enhanced overlay of programs.
- Reporting on outcomes as well as outputs.



22



Information on the Pedestrian Program is provided in our Annual Report.

[www.austintexas.gov/departments/public-works](http://www.austintexas.gov/departments/public-works)

