






-  Existing 40 MPH
-  Proposed 35 MPH (during non-peak times)
-  Proposed 20 MPH School Zone (during peak school times)

Figure 1: Study Area