



Water Conservation Program Update 3rd Quarter FY2013

Resource Management Commission

July 16, 2013

Mark Jordan

Water Conservation Program Coordinator

3rd Qtr Review



- Pool cover rebate re-instituted May 1
- Residential WashWise ended May 31
- Commercial newsletter launched June 1
- New rules became effective June 10
- Lawn Remodel extension ended June 21
- Commercial audit rebate pilot began July 1
- Meetings with LCRA on possible Stage 3

Drought expected to continue



U.S. Drought Monitor

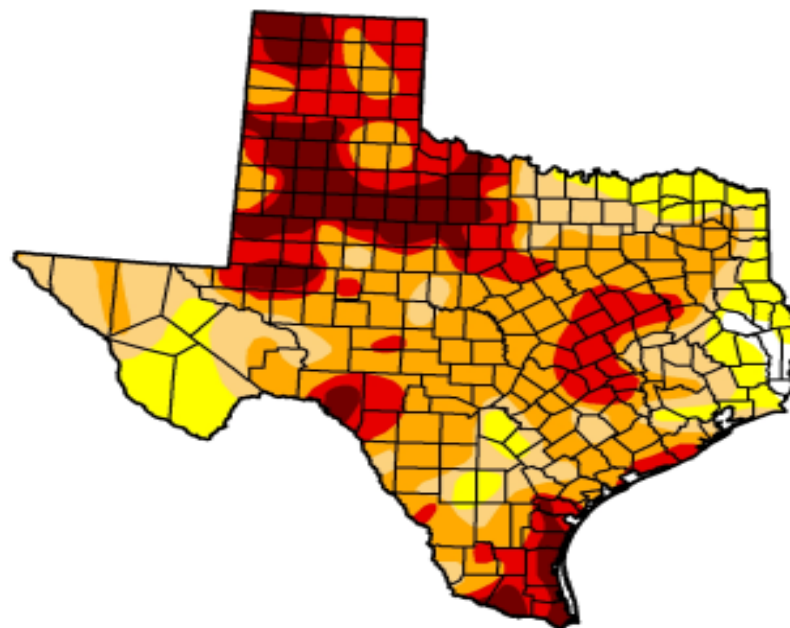
Texas

July 2, 2013
Valid 7 a.m. EST

Drought Conditions (Percent Area)

	None	D0-D4	D1-D4	D2-D4	D3-D4	D4
Current	1.23	98.77	87.13	68.67	32.63	12.20
Last Week (06/25/2013 map)	4.99	95.01	84.00	60.59	30.10	11.27
3 Months Ago (04/02/2013 map)	1.40	98.60	88.21	65.44	32.95	11.81
Start of Calendar Year (01/01/2013 map)	3.04	96.96	87.00	65.39	35.03	11.96
Start of Water Year (09/25/2012 map)	9.13	90.87	78.73	57.41	24.91	5.18
One Year Ago (06/26/2012 map)	4.08	95.92	73.49	34.20	7.20	0.00

Intensity:



The Drought Monitor focuses on broad-scale conditions. Local conditions may vary. See accompanying text summary for forecast statements.

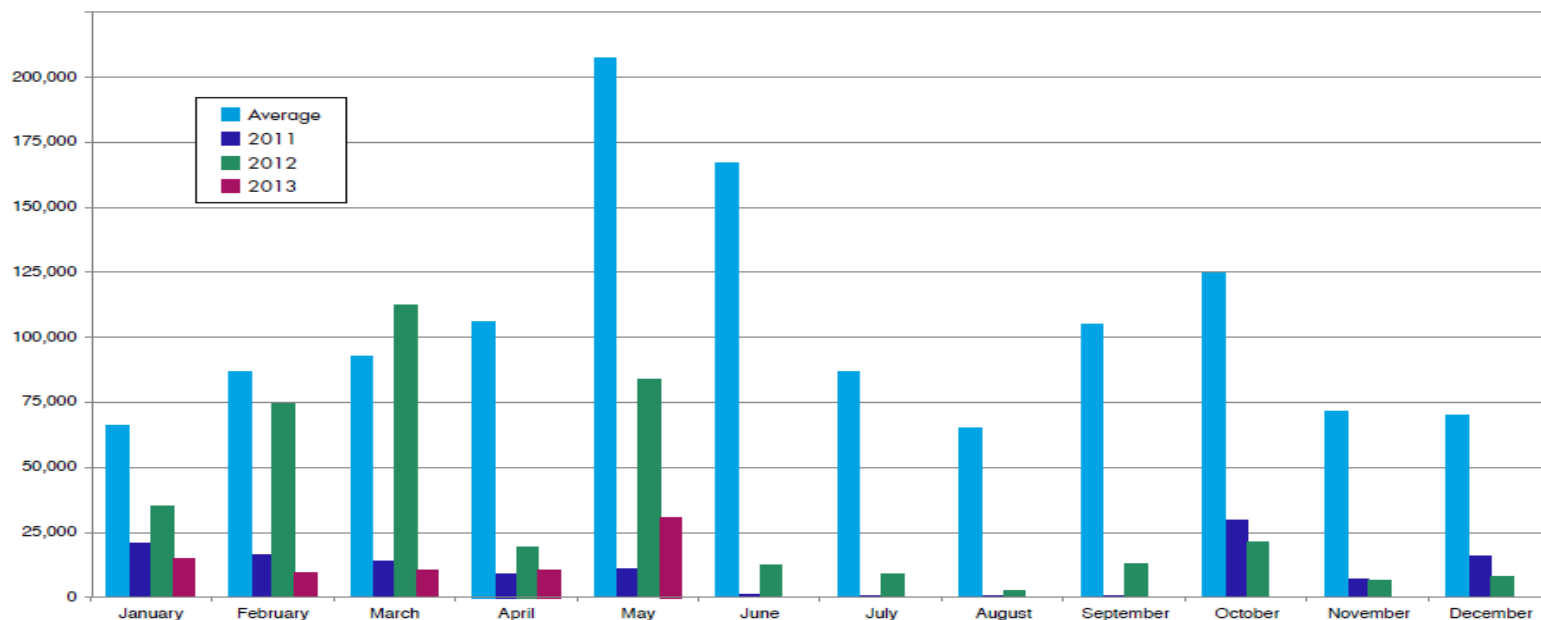
<http://droughtmonitor.unl.edu>



Released Wednesday, July 3, 2013
Matthew Rosencrans, NOAA/NWS/NCEP/Climate Prediction Center

Near record low inflows

Water flowing into the Highland Lakes

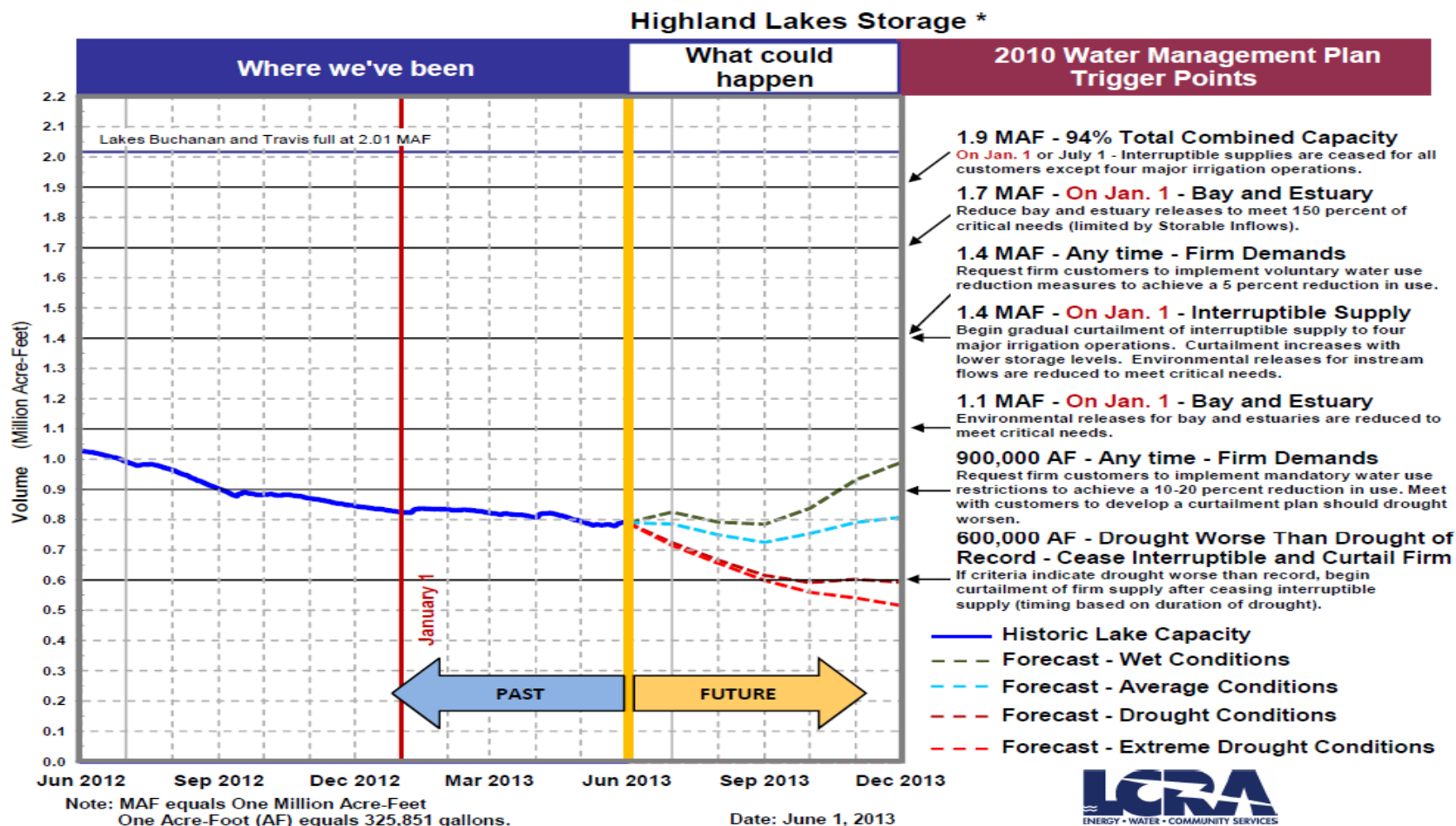


* Inflows: the estimated amount of water flowing into the Highland Lakes from rivers and streams. Data for 2013 is preliminary and subject to change.

Jan. — May Totals
(in acre-feet)

Average:	552,321
2011:	71,632
2012:	325,572
2013:	75,367

Lake forecast



* Projections take into account emergency drought relief measures affirmed by TCEQ on February 13, 2013.

Weather outlook



- Little chance for any drought-busting storms
- Rainfall expected to be normal or slightly below normal this summer (i.e., hot and dry)
- Temperatures expected to be slightly hotter than normal, similar to last summer but not as bad as the scorching heat of 2011

Stage 2 remains in place



- Combined storage at 713,000 AF (35%)
- Stage 2 (1 X week watering) in effect since September 4, 2012
- Expected to remain in place for next several months
- Stage 3 trigger possible later this year if conditions worsen

Stage 3 possible this year



- Combined storage at 600,000 AF (28%)
- 1 X week watering with reduced hours
- Reduced hours for patio misters, splash pads
- Filling of spas prohibited
- Other measures as necessary

Looking Ahead – 4th Qtr

- July 17 Commercial audit rebate workshop
- September 25 Commercial symposium
- Expansion of aerator/showerhead program
- City facility efficiency audits
- Consultant draft report on city codes and auxiliary water issues expected September 2013
- Possible Stage 3



Mark Jordan

Water Conservation Program Coordinator

(512) 974-3901

mark.jordan@austintexas.gov

www.waterwiseaustin.org

Conservation Outreach FY2013 To Date



- FY 2013 Activities To Date
 - Events/Booths: 6,654
 - Public Presentations: 4,005
 - School Presentations: 20,510 (students)

April

- “Getting Connected”: Austin Small Business Development

May

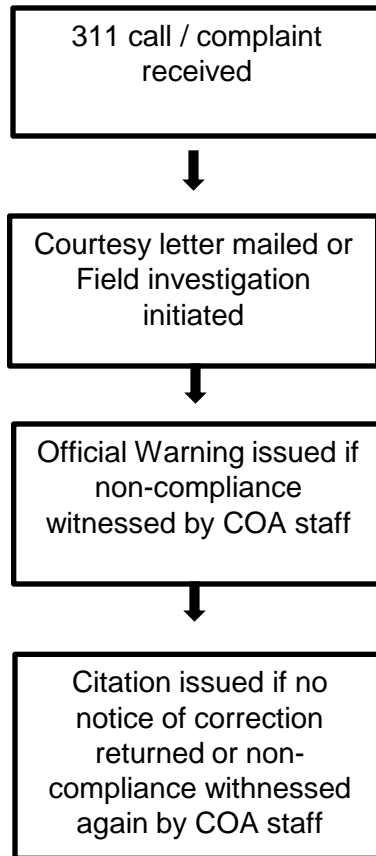
- Water Science Expo
- AAFAME Training

June

- UT/COA Conservation Showcase
- Green Business Leaders Orientation
- Multi-Unit Food Service Equipment Symposium

Water Conservation Code Enforcement

Enforcement Process



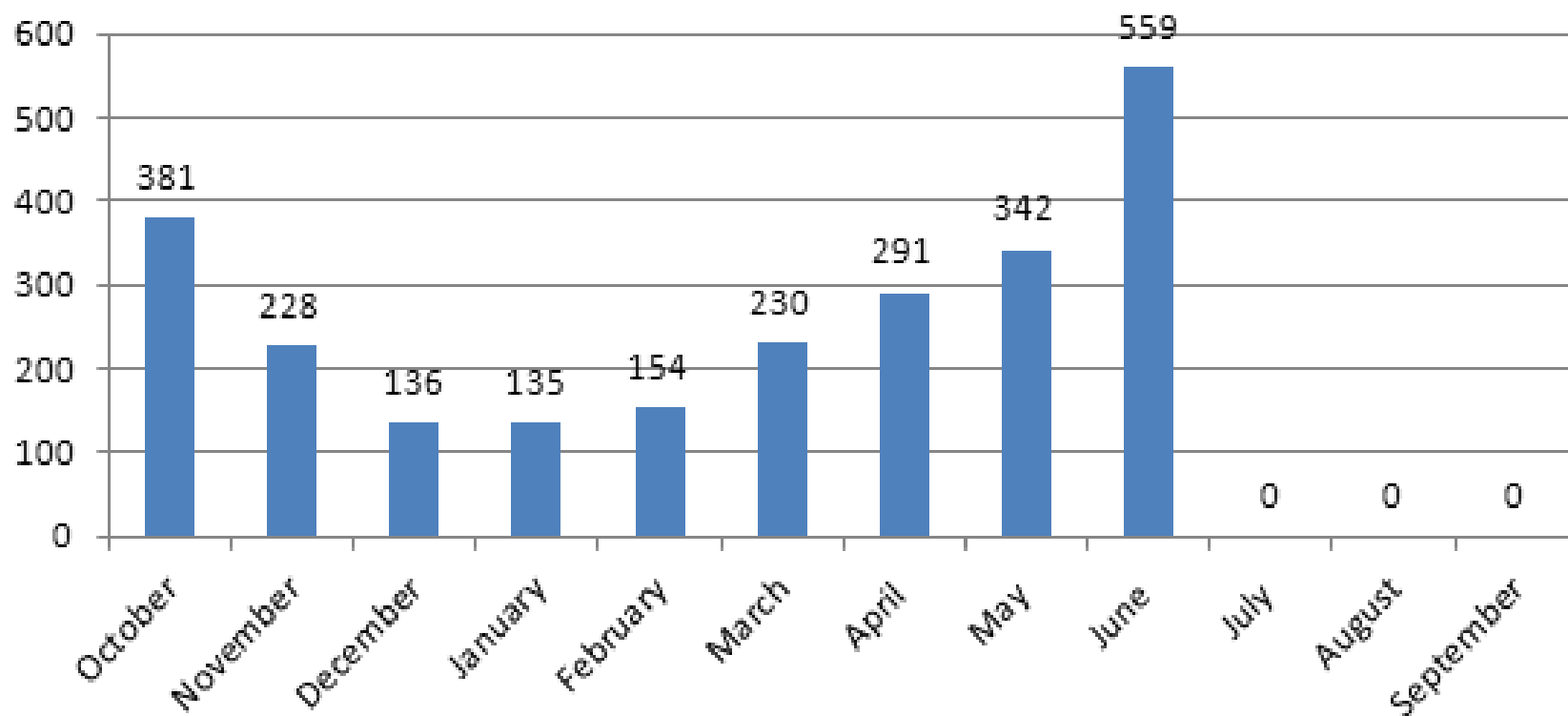
FY 13 Enforcement Activity

- 2456 “311” Calls
- 1697 Courtesy Letters/Postcards
- 1359 Official Warnings/NOVs
- 350 Citations Issued
 - 148 Residential Citations
 - 149 Commercial
 - 53 MF



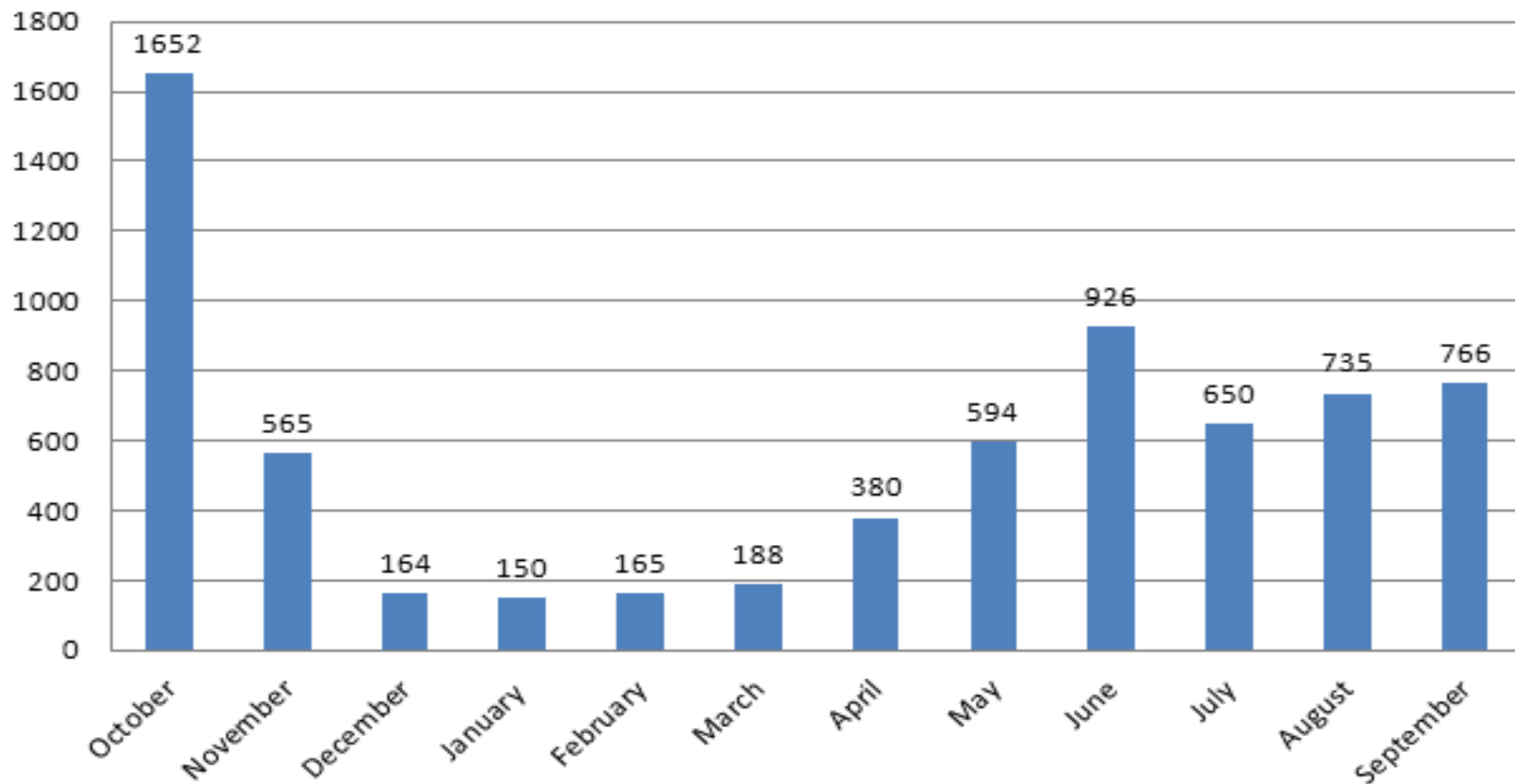
FY 2013 “311” Reports

311 Reports, FY 12-13, Monthly Totals



FY 2012 “311” Reports

311 reports, FY 11-12, Monthly Totals




Administrative enforcement




- Processed as a civil matter
- Provides option to go directly to municipal court
- Penalties determined by fee schedule
- Applied to water bill
- NOV sent prior to assessment of fine

Stage 2



RESIDENTIAL	
Hose-End Sprinklers BEFORE 10 AM or AFTER 7 PM	Automatic Irrigation BEFORE 5 AM or AFTER 7 PM
Even Address Sunday	Even Address Thursday
Odd Address Saturday	Odd Address Wednesday




COMMERCIAL	
Hose-End Sprinklers BEFORE 10 AM or AFTER 7 PM	Automatic Irrigation BEFORE 5 AM or AFTER 7 PM
Even Address Tuesday	
Odd Address Friday	




PUBLIC SCHOOLS	
Hose-End Sprinklers BEFORE 10 AM or AFTER 7 PM	Automatic Irrigation BEFORE 5 AM or AFTER 7 PM
Monday	

STAGE 2 WATER RESTRICTIONS


Stage 3



RESIDENTIAL	
Hose-End Sprinklers 7 AM - 10 AM or 7 PM - 10 PM	Automatic Irrigation 12 AM - 6 AM
Even Address Sunday	Even Address Thursday
Odd Address Saturday	Odd Address Wednesday



COMMERCIAL	
Hose-End Sprinklers 7 AM - 10 AM or 7 PM - 10 PM	Automatic Irrigation 12 AM - 6 AM
Even Addresses Tuesday	
Odd Addresses Friday	



PUBLIC SCHOOLS	
Hose-End Sprinklers 7 AM - 10 AM or 7 PM - 10 PM	Automatic Irrigation 12 AM - 6 AM
Monday	

STAGE 3 WATER RESTRICTIONS

Annual Reclaimed Water Use



- FY13: 1.01 BG To-Date (4.04% of total wastewater treated; 55 customers)
- FY12: 1.52 BG (4.34% of total wastewater treated; 43 customers)
- FY11: 1.45 BG (4.65% of total wastewater treated; 40 customers)
- FY10: 1.09 BG (3.01% of total wastewater treated during wet year with very low demand; 36 customers)

FY13 Reclaimed Water Projects

- Under construction:
 - Walnut Tank Assembly & Repair
 - 2nd Street/Central Library Main
 - Walnut Tank Assembly & Reapair
- Under design:
 - Smith Road Extension
 - Montopolis Tank
 - FM 973
 - Capitol Complex Main
 - Main to Junction 420 (downtown)
- Cooling Tower Pilot Project in Progress



Reclaimed Projects FY 13



- Main to Capitol (includes serving Waller Creek Center)
- Filling Stations at Hornsby and Callahans
- New Connections:
 - UT chilling tower
 - BAE cooling towers
 - Senate Hills HOA
 - Krieg Field
 - Whole Foods
 - Hornsby Bulk Water
 - Hergutz Bulk Water
 - Guerrero Park
 - Kim Ln Rain Gardens
 - Hancock Golf