

Austin Animal Center Monthly Report October 2013



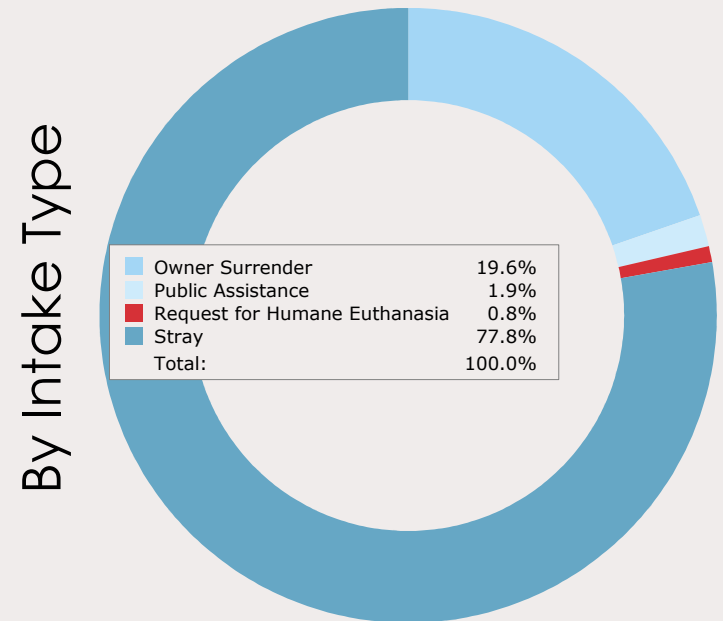
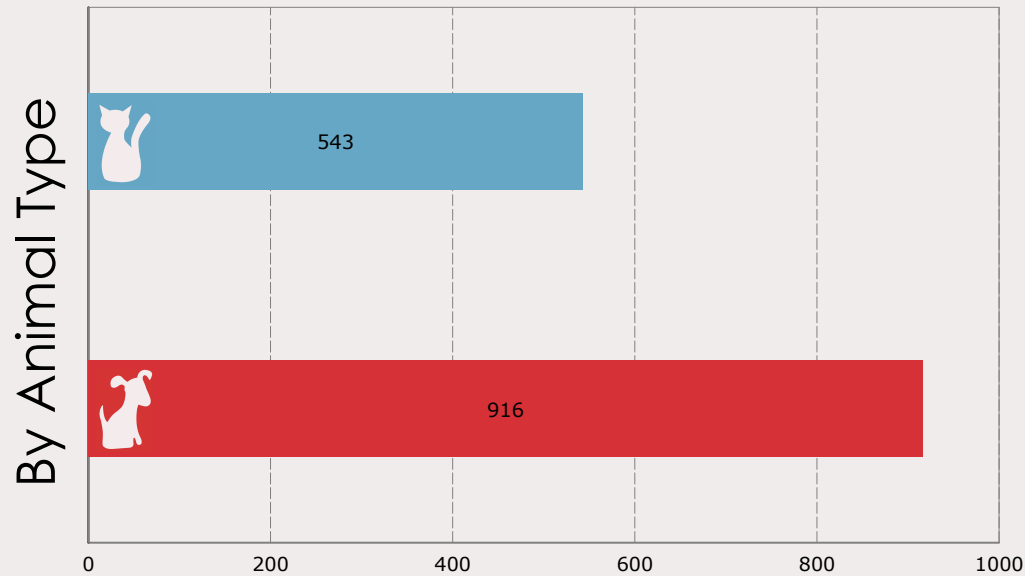
City of Austin
Animal Services Office, Austin Animal Center
7201 Levander Loop Bldg A, Austin, TX 78702



October 2013 Intakes



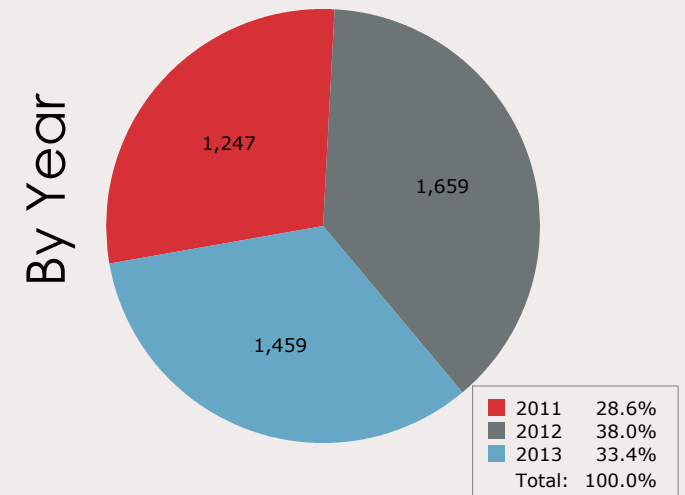
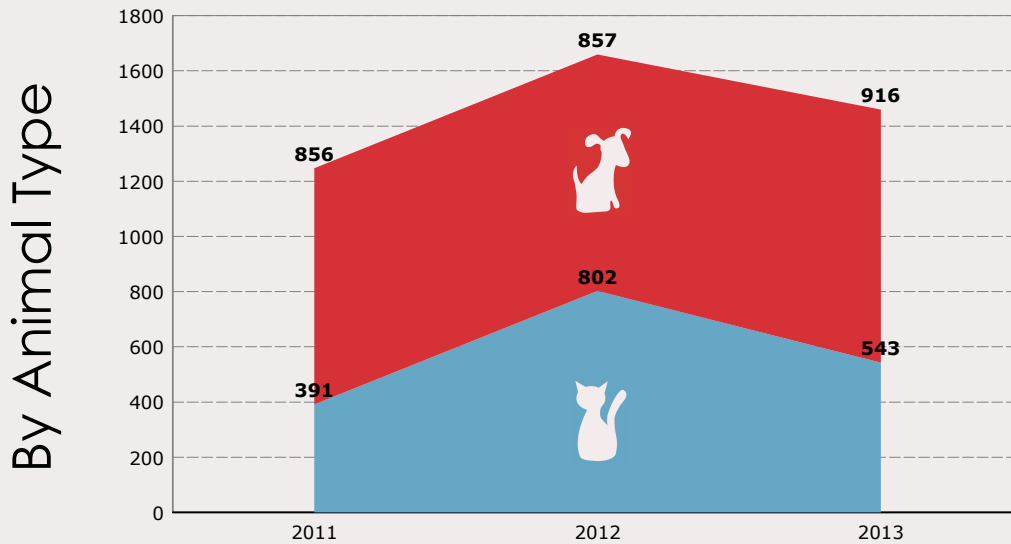
Neonatal Kitten/Puppy: < 6 weeks old Kitten/Puppy: > 6 weeks old & < 1 year old Adult Cat/Dog: >= 1 year old	Neonatal Kitten	Kitten	Adult Cat	Neonatal Puppy	Puppy	Adult Dog	Total
Owner Surrender	3	77	37	9	64	96	286
Public Assistance	0	1	0	0	8	18	27
Request for Humane Euthanasia	0	0	3	0	1	7	11
Stray	138	167	117	42	198	473	1,135
Total	141	245	157	51	271	594	1,459



October 2011 to 2013 Intakes



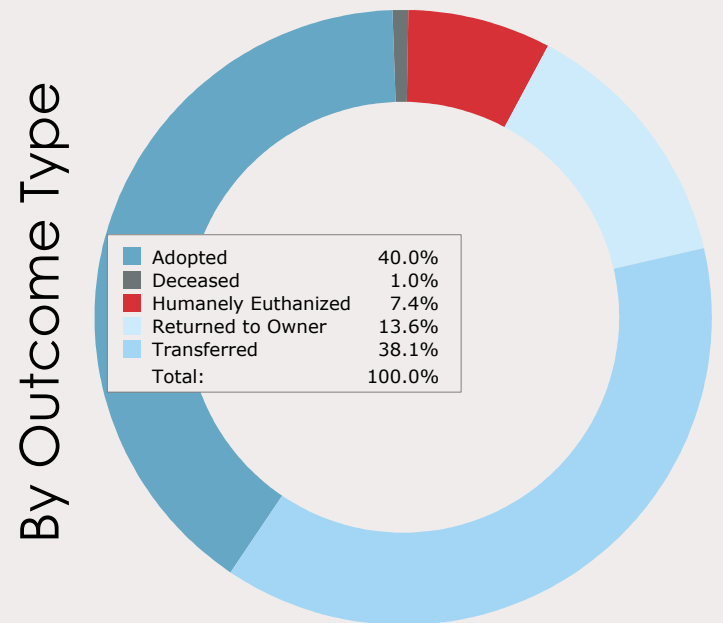
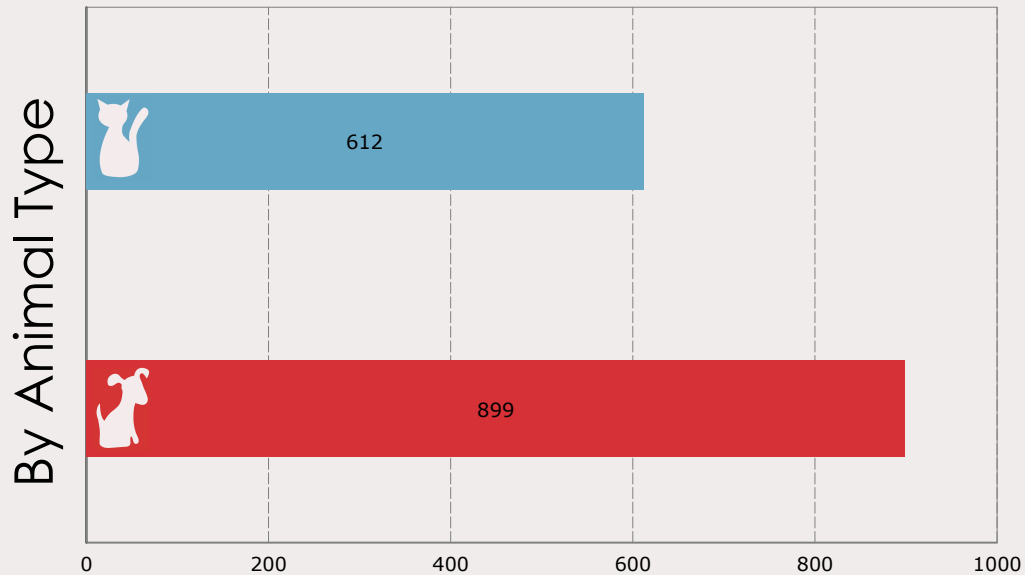
	2011			2012			2013		
	Cats	Dogs	Total	Cats	Dogs	Total	Cats	Dogs	Total
Owner Surrender	159	211	370	202	191	393	117	169	286
Public Assistance	6	40	46	13	52	65	1	26	27
Request for Humane Euthanasia	2	4	6	1	4	5	3	8	11
Stray	224	601	825	586	610	1,196	422	713	1,135
Total	391	856	1,247	802	857	1,659	543	916	1,459



October 2013 Outcomes

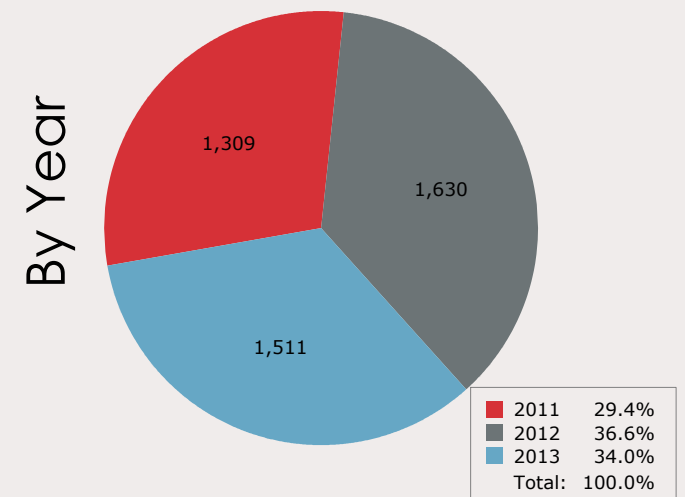
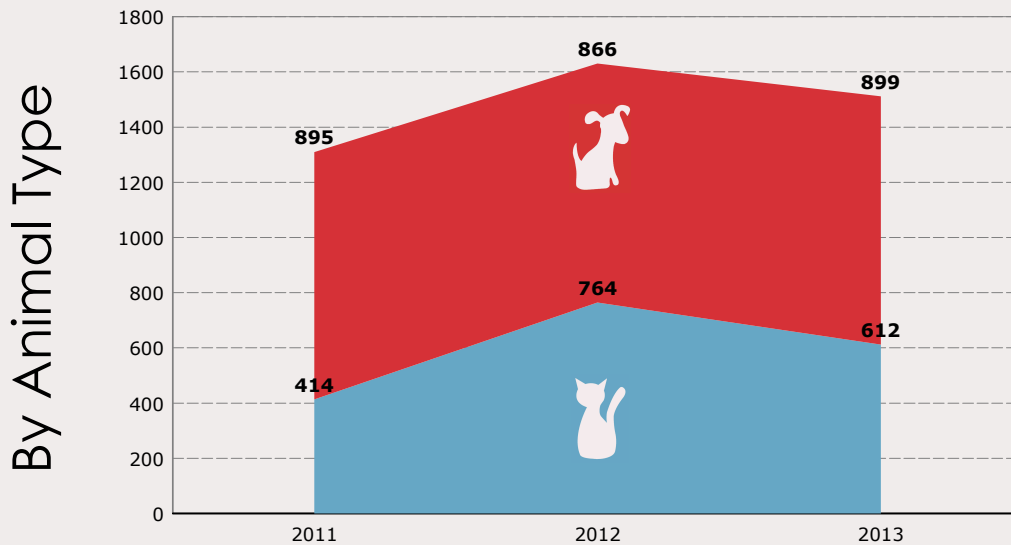


Neonatal Kitten/Puppy: < 6 weeks old Kitten/Puppy: > 6 weeks old & < 1 year old Adult Cat/Dog: >= 1 year old	Neonatal Kitten	Kitten	Adult Cat	Neonatal Puppy	Puppy	Adult Dog	Total
Adopted	0	195	45	0	155	209	604
Deceased	4	6	1	0	1	3	15
Humanely Euthanized	3	16	25	2	2	64	112
Returned to Owner	0	4	9	0	25	167	205
Transferred	78	136	90	33	75	163	575
Total	85	357	170	35	258	606	1,511



October 2011 to 2013 Outcomes

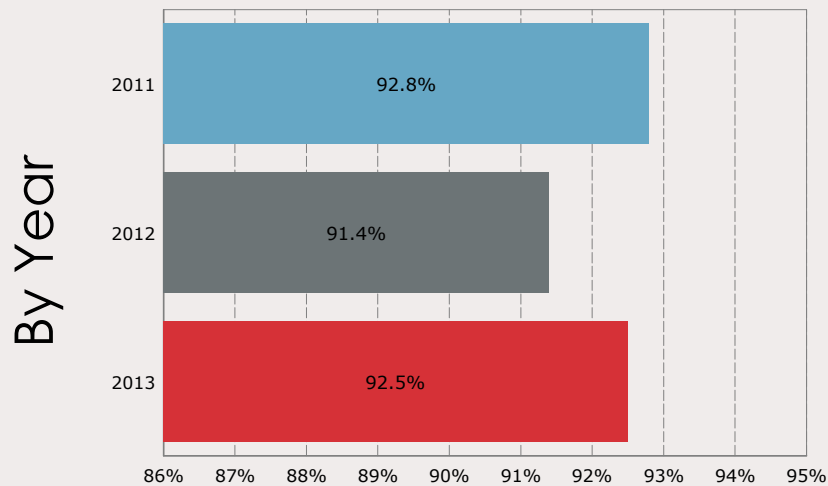
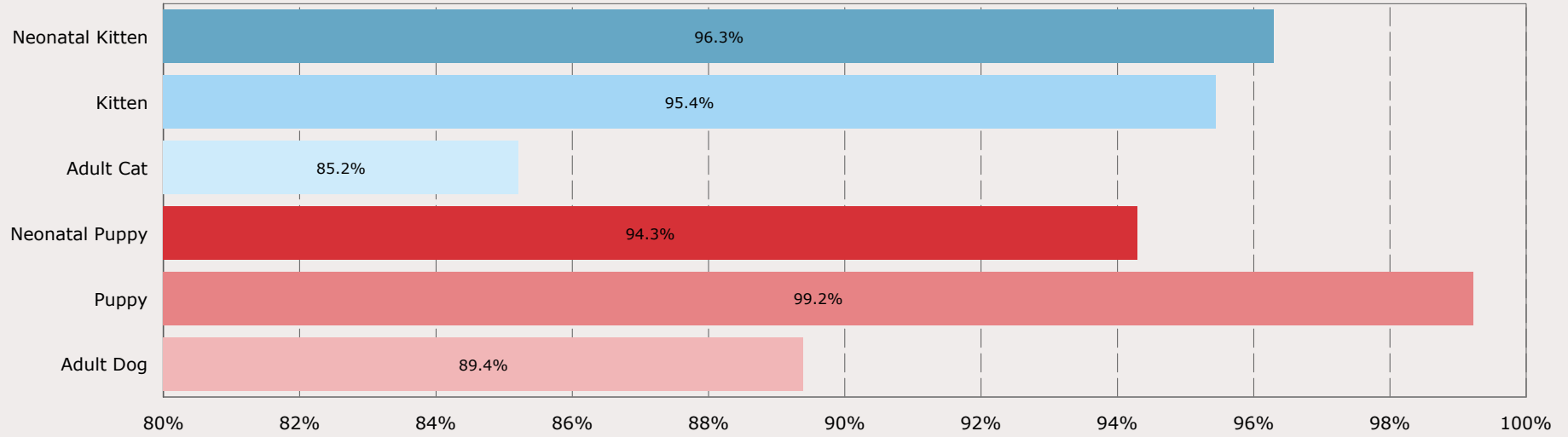
	2011			2012			2013		
	Cats	Dogs	Total	Cats	Dogs	Total	Cats	Dogs	Total
Adopted	260	421	681	283	335	618	240	364	604
Deceased	3	4	7	10	5	15	11	4	15
Humanely Euthanized	29	61	90	66	69	135	44	68	112
Missing	1	0	1	1	0	1	0	0	0
Returned to Owner	23	246	269	21	247	268	13	192	205
Transferred	98	163	261	383	210	593	304	271	575
Total	414	895	1,309	764	866	1,630	612	899	1,511



October 2011 to 2013 Total Live Outcome Rates



October 2013 Total Live Outcome Rate: **92.5%**



By Year & Animal Type

