

Austin Animal Center Monthly Report November 2013



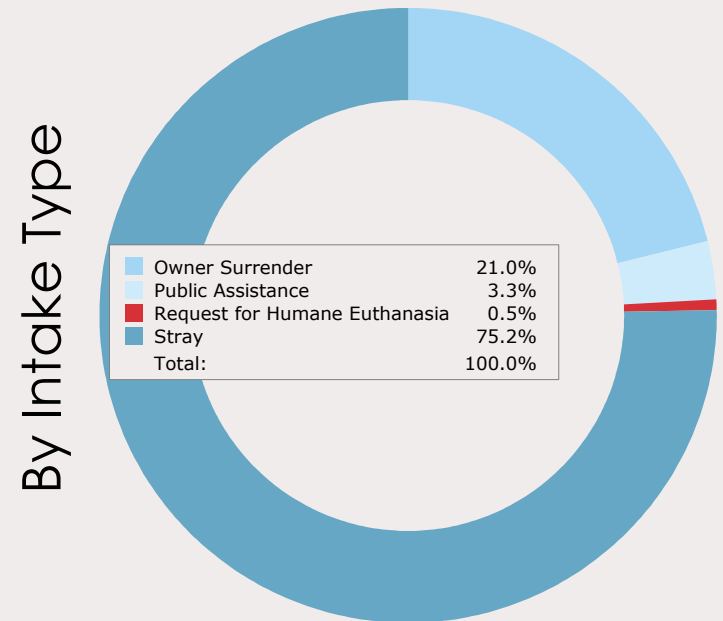
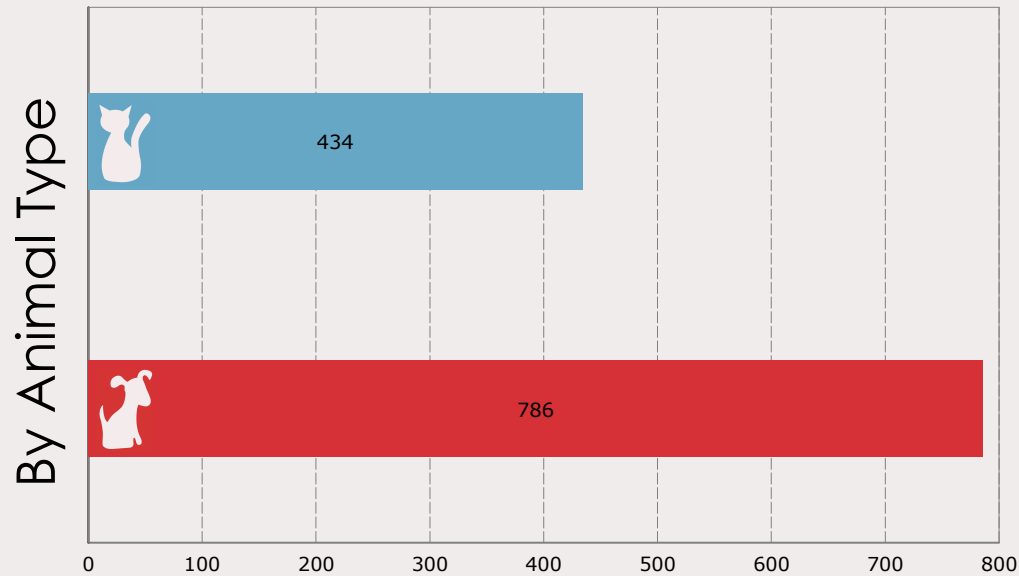
City of Austin
Animal Services Office, Austin Animal Center
7201 Levander Loop Bldg A, Austin, TX 78702



November 2013 Intakes



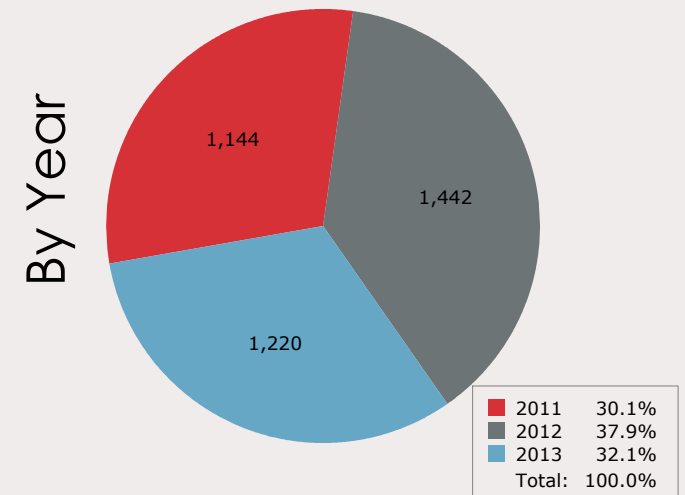
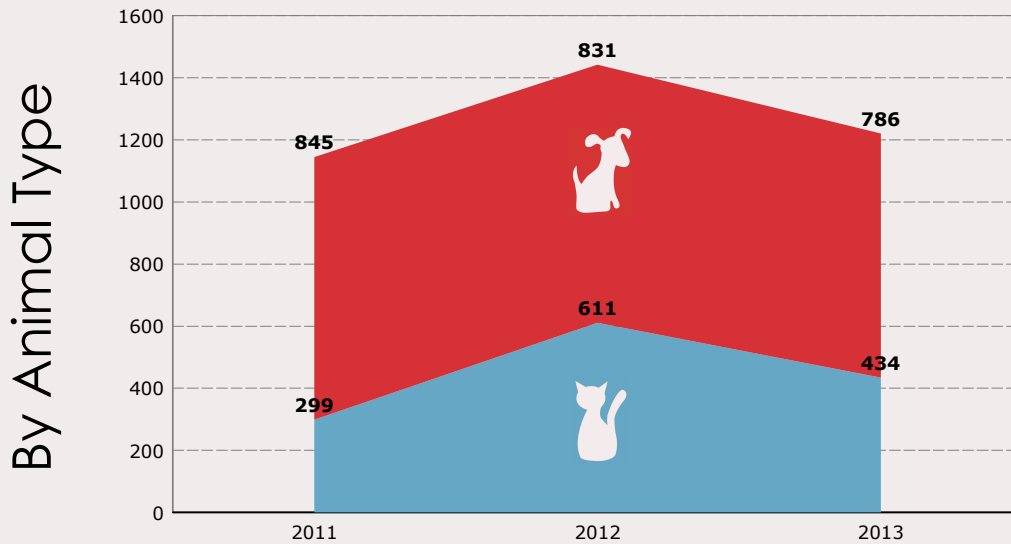
	Neonatal Kitten	Kitten	Adult Cat	Neonatal Puppy	Puppy	Adult Dog	Total
Neonatal Kitten/Puppy: < 6 weeks old							
Kitten/Puppy: > 6 weeks old & < 1 year old							
Adult Cat/Dog: >= 1 year old							
Owner Surrender	12	39	50	8	58	89	256
Public Assistance	0	12	4	0	4	20	40
Request for Humane Euthanasia	0	3	2	0	0	1	6
Stray	54	138	120	17	164	425	918
Total	66	192	176	25	226	535	1,220



November 2011 to 2013 Intakes



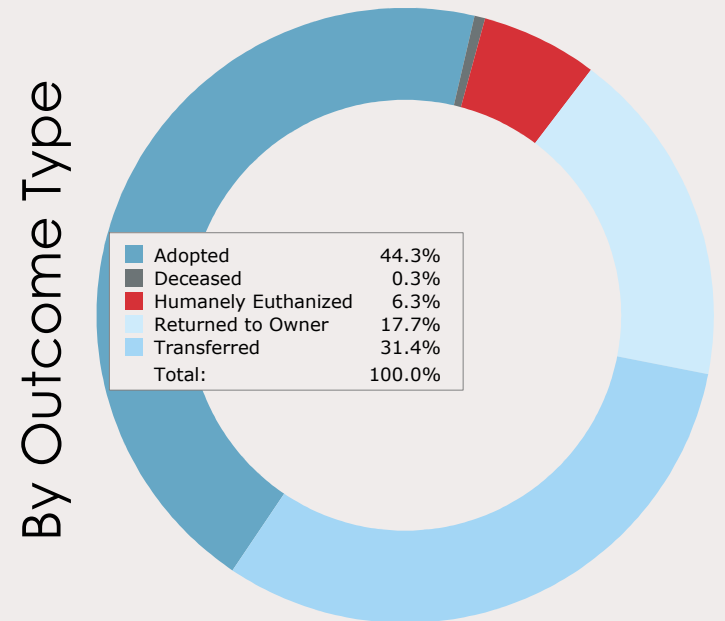
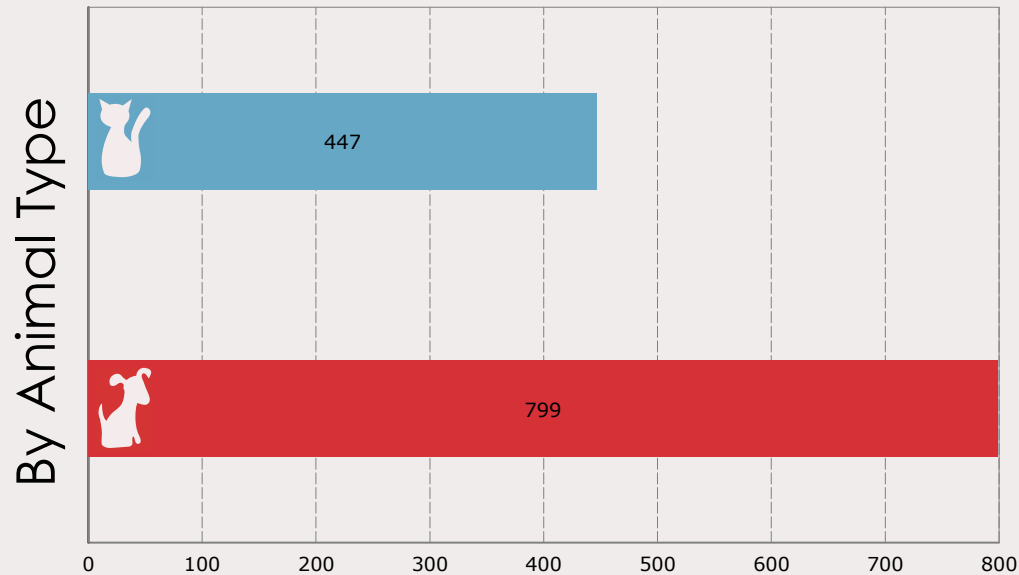
	2011			2012			2013		
	Cats	Dogs	Total	Cats	Dogs	Total	Cats	Dogs	Total
Owner Surrender	111	144	255	162	179	341	101	155	256
Public Assistance	13	35	48	4	31	35	16	24	40
Request for Humane Euthanasia	0	3	3	1	8	9	5	1	6
Stray	175	663	838	444	613	1,057	312	606	918
Total	299	845	1,144	611	831	1,442	434	786	1,220



November 2013 Outcomes

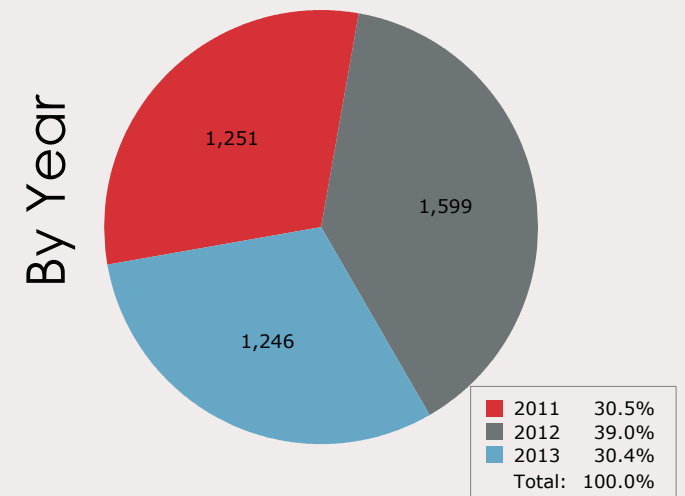
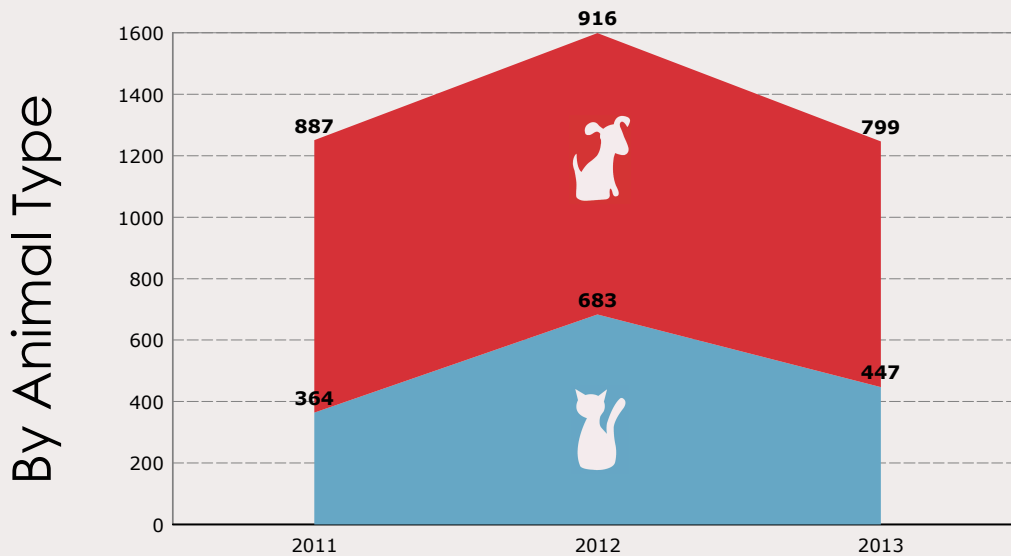


Neonatal Kitten/Puppy: < 6 weeks old Kitten/Puppy: > 6 weeks old & < 1 year old Adult Cat/Dog: >= 1 year old	Neonatal Kitten	Kitten	Adult Cat	Neonatal Puppy	Puppy	Adult Dog	Total
Adopted	0	180	47	0	141	184	552
Deceased	1	2	1	0	0	0	4
Humanely Euthanized	1	12	12	0	3	51	79
Returned to Owner	0	2	25	0	27	166	220
Transferred	15	67	82	11	96	120	391
Total	17	263	167	11	267	521	1,246



November 2011 to 2013 Outcomes

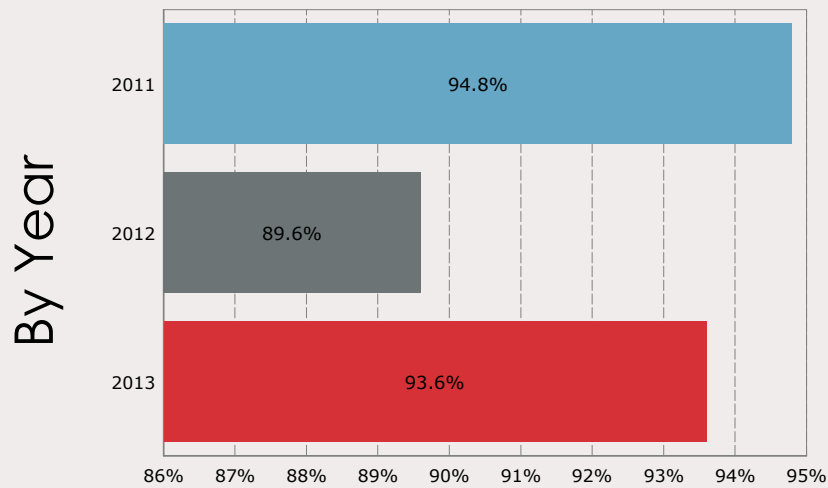
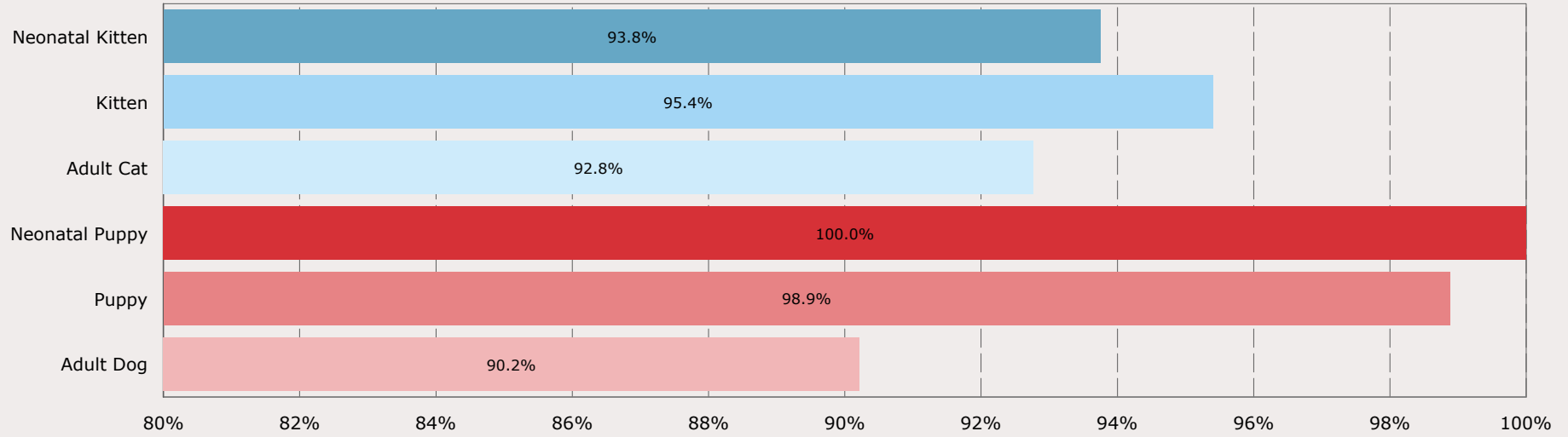
	2011			2012			2013		
	Cats	Dogs	Total	Cats	Dogs	Total	Cats	Dogs	Total
Adopted	258	388	646	293	330	623	227	325	552
Deceased	1	2	3	13	5	18	4	0	4
Humanely Euthanized	14	49	63	78	80	158	25	54	79
Missing	0	0	0	0	1	1	0	0	0
Returned to Owner	30	285	315	25	261	286	27	193	220
Transferred	61	163	224	274	239	513	164	227	391
Total	364	887	1,251	683	916	1,599	447	799	1,246



November 2011 to 2013 Total Live Outcome Rates



November 2013 Total Live Outcome Rate: **93.6%**



By Year & Animal Type

