



# Plug-In Electric Vehicles

## *Program Update*

## *Electric Utility Commission*



Karl Popham, Electric Vehicles & Emerging Technologies Manager  
Electric Utility Commission  
January 27, 2014

# Briefing Topics



1. The Vision
2. Value Proposition
3. Program & Grant Details
4. Milestones 2013 & 2014

# Strategic Vision




City Resolutions to promote the environmental, community, utility, national security, and economic benefits:

- PEV Incentives & Leadership (050301-48)
- PEV Feasibility Report (040729-78)
- Energy Research; Pecan Street Inc. (20080925-084 & 20090806-033)
- Supports Imagine Austin Plan
- Supports Climate Protection & Gen. Plan





Austin Energy PEV programs are fully compliant with COA Resolutions



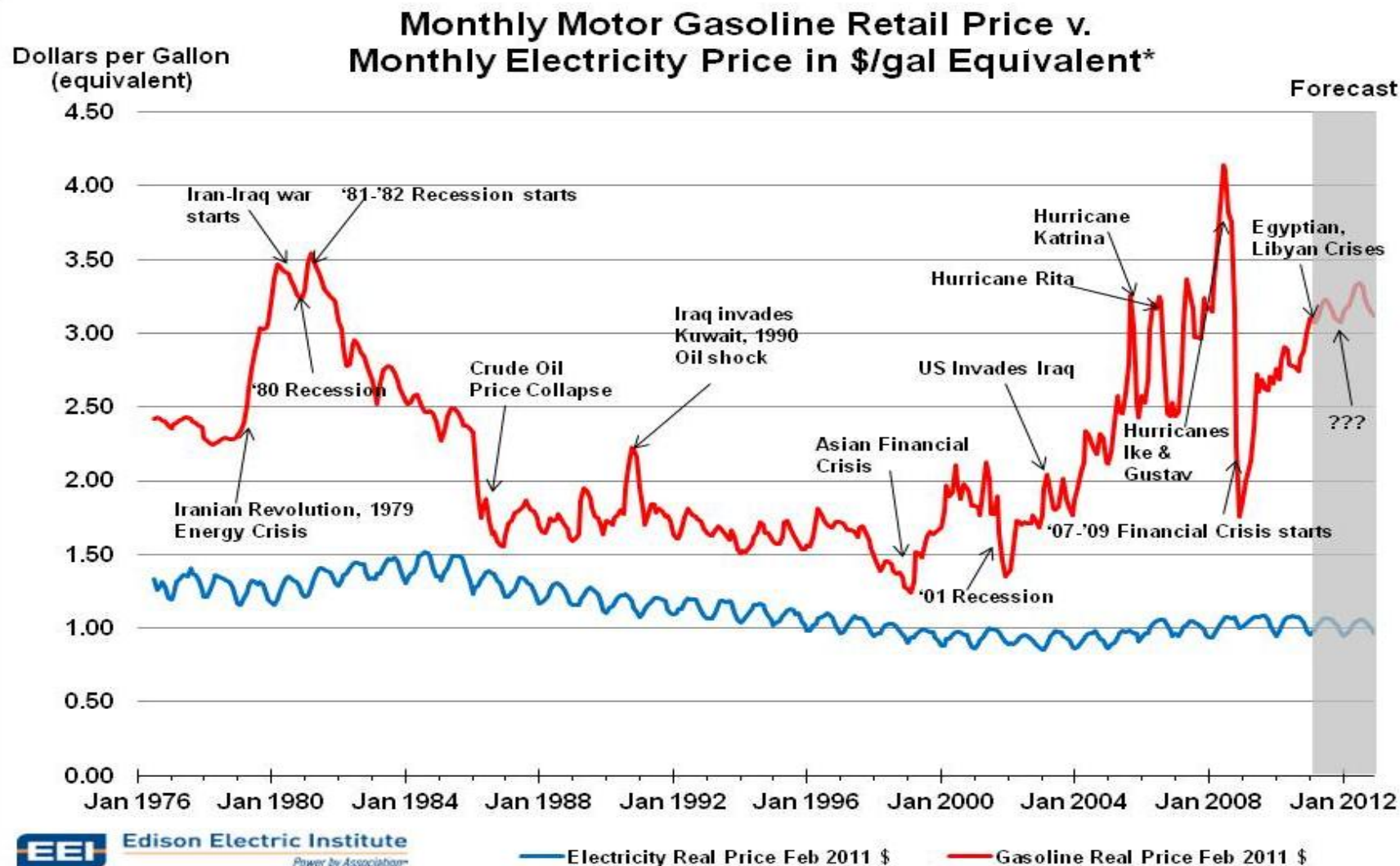


# A Cleaner, Cost-Effective Choice



Per PEV	Annual Benefits	5 Year Benefits
\$	\$1,215 Fuel Savings	\$6,074 Fuel Savings
	13,212 lbs CO2e Avoided	66,060 lbs CO2e Avoided
	Like Planting 12 Trees	Like Planting 60 Trees
Source: Green Mountain Energy, using Dept. of Energy Alternative Fuels Data Center info		

# Price Stability vs. Gasoline





# Key Programs




## Plug-In EVerywhere™

- \* Under \$5/month for unlimited station access or \$2/hour; powered by renewable GreenChoice®
- \* Up to \$1,500 rebate for home PEV Level-2 charging stations
- \* Up to \$4,000 rebate for public, workplace, multifamily, and fleet Level-2 PEV charging stations



**Pecan Street PEV Pilot** - Study the largest, non-fleet PEV adoption in the country



**E-Ride Program** – Up to \$300 rebate from the purchase of electric bikes & scooters



# Managed Network Snapshot

(As of Jan 2014)



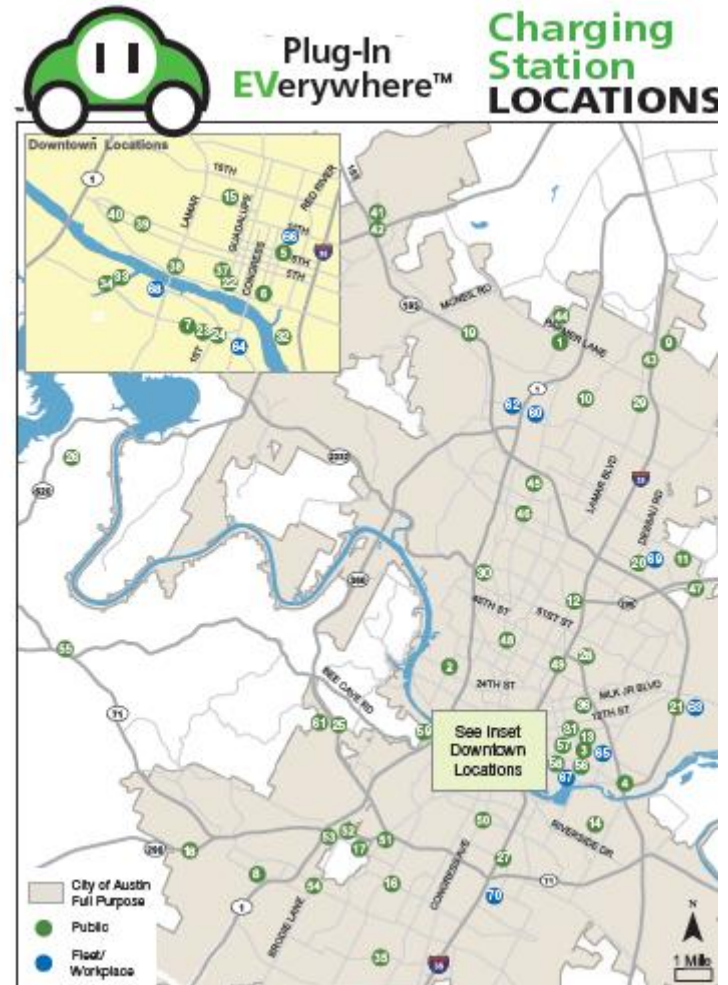
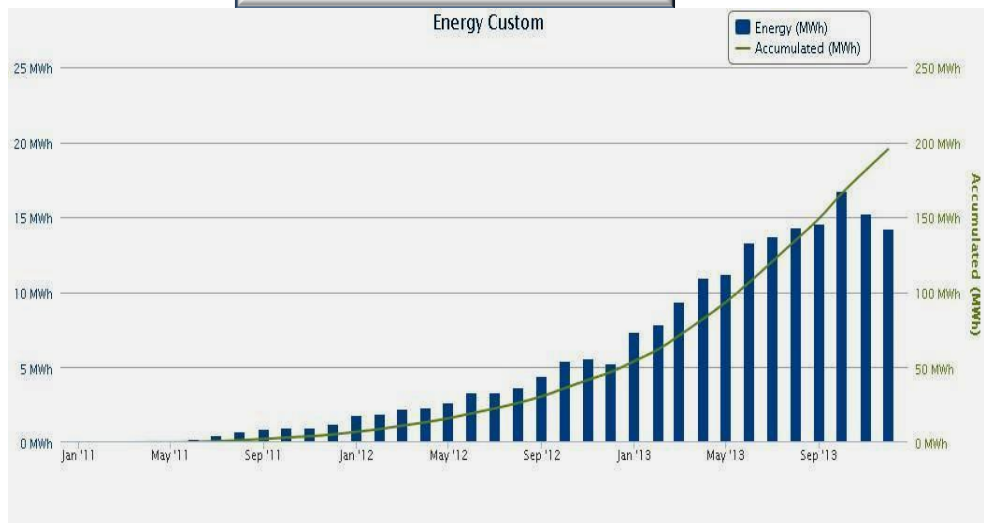
34,099  
Charging  
Events

434  
Pre-Pay  
Subscribers

988 Area  
PEVs

186  
stations  
at 72  
locations

## Energy Usage per Month



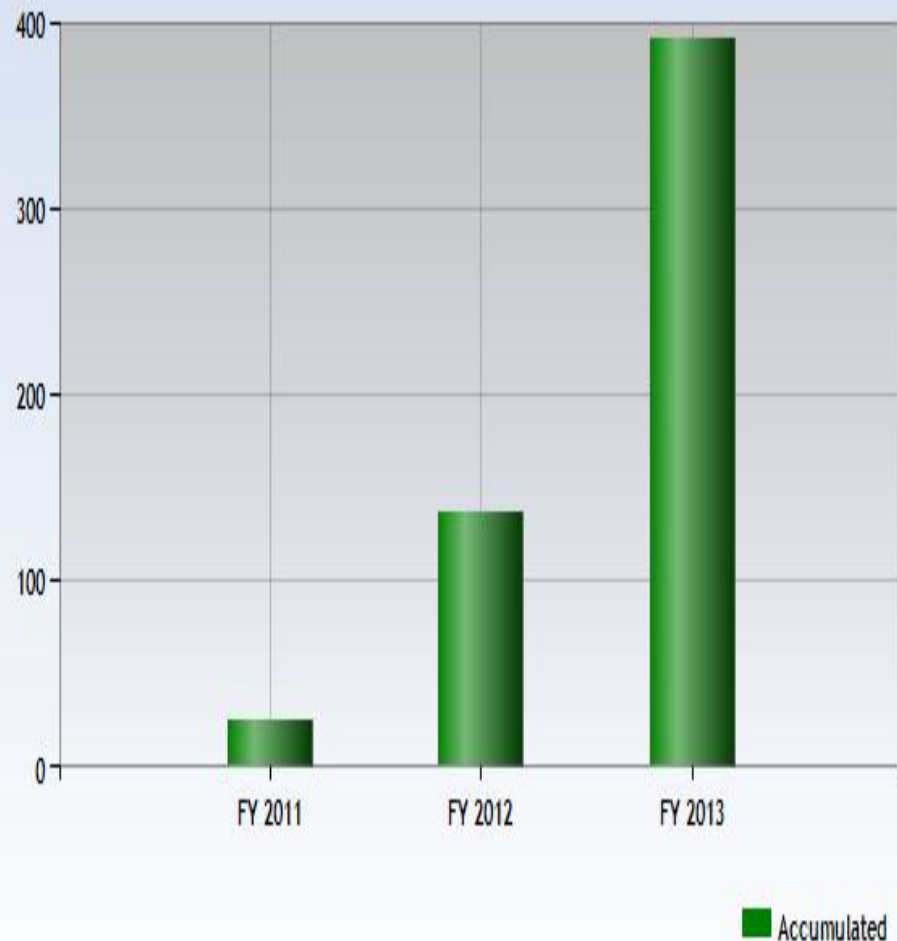
# Growth; Year over Year



Four Wheel PEVs in the Austin Area



Plug-In EVerywhere Subscribers





# Federal Grants - \$1.6M



## ChargePoint America

**\$633,000 – 100% Complete**

Implementation of Austin's first 113 public charging stations



## Texas River Cities Electric Vehicle Initiative

**\$500,000 – 90% Complete (6/30/2014)**

Developed a regional action plan with participation from approx. 50 organizations



**TEXAS RIVER CITIES**  
Plug-In Electric Vehicle Initiative

## Central Texas Fuel Independence

**\$500,000 – 40% complete (1/31/2015)**

Provide a forum, outreach, and first responder training for electric and natural gas vehicles



# Key Milestones



## FY13 Milestones

- Workplace charging program
- Multi-Family charging program
- Auto dealer and fleet program
- Airport cargo operations electrification (20 stations)
- Demand Response Pilot, grant-funded
- Billing system integration
- All TRC grant deliverables on-time and within budget
- CTFIP grant award & launch

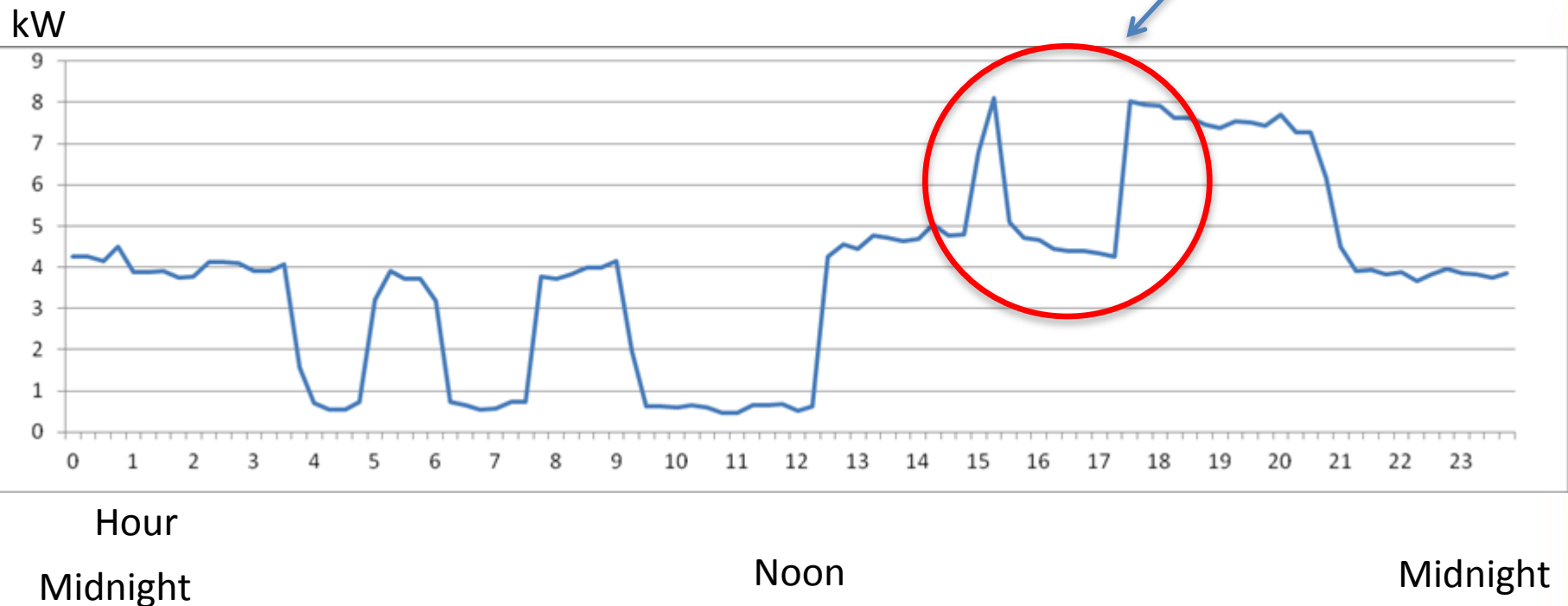
## FY14 Plans

- Expand multi-family & workplace programs
- Expand charging solutions to include DC Fast & Level-1
- Plug-In Austin campaign
- Continued charge management research & findings
- PEV awareness website (grant funded):  
[www.texasfuelindependence.org](http://www.texasfuelindependence.org)

# Austin Energy Pilot DR Event



Demand Response Pilot  
Event Date: July 12, 2013  
Single-home, 24hour load curve





# Recognition & Awards



Top 10 Networked  
Utility North America &  
#1 “coolest” EV project  
–GreenTech Media

Two “Bronze Quill”  
Awards  
-International Assoc. of  
Business Comm.

A Top  
EV Friendly City  
-US Electric Drive  
Transportation Assoc.

*“Austin Energy’s charging network – now with more than 170 stations – is one reason people are looking at electric cars.” –YNN News*

*“Austin a top city for electric cars,” –Austin Business Journal*

*“The utility has earned a reputation as a national player in plug-in vehicles...”  
–Austin American Statesman*

*“Which are best cities for electric vehicles?” Austin ranked #4 nationally.  
–USA Today*

