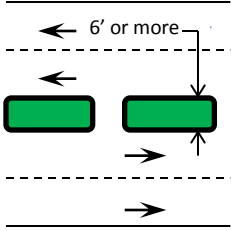
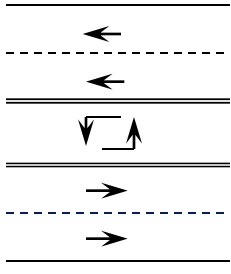
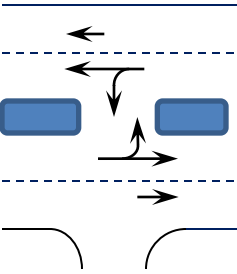
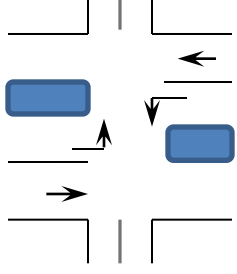
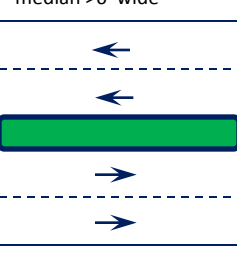
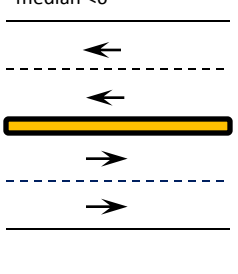


PHB Evaluation Criteria – Median Conditions

Points	Description	Examples				
0	Accessible, raised median over 6' wide or greater (pedestrian crossing only)					
50	2-way turn lane, accessible median less than 6' wide or inaccessible median	<p>5 lane no median</p> 	<p>4 lane accessible+ median</p> 	<p>3 lane median</p> 	<p>4 lane continuous median >6' wide</p> 	<p>4 lane continuous median <6'</p> 
100	No median or center turn lane	