

Austin Animal Center







Monthly Report

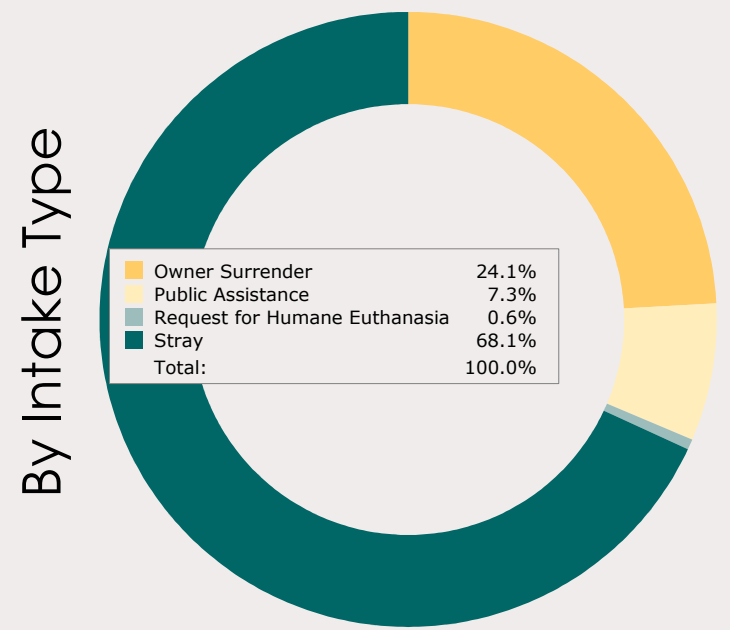
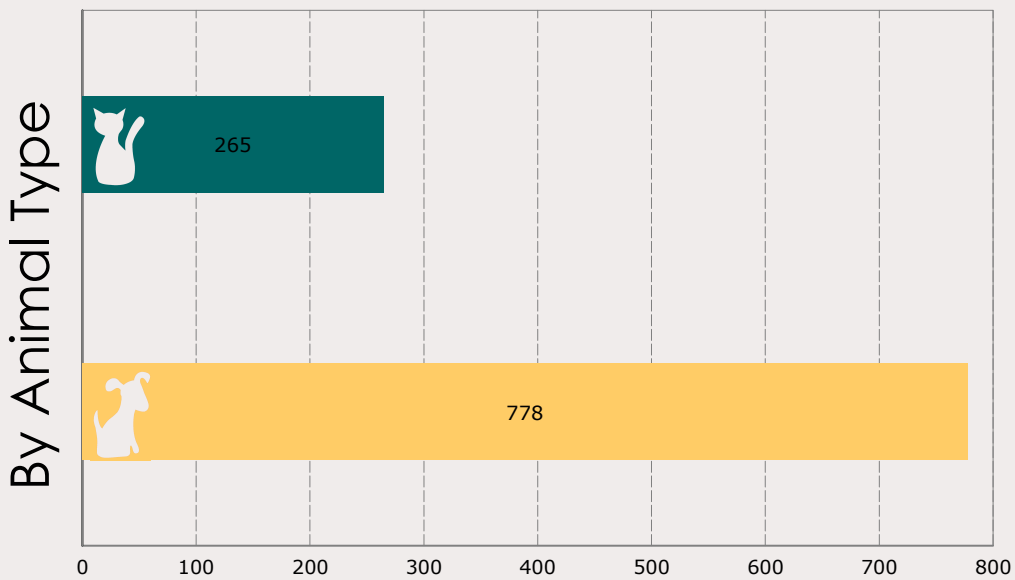
February 2014

City of Austin
Animal Services Office, Austin Animal Center
7201 Levander Loop Bldg A, Austin, TX 78702



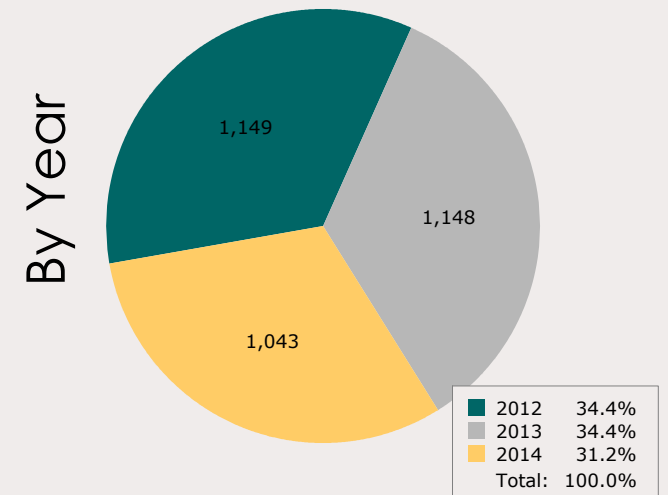
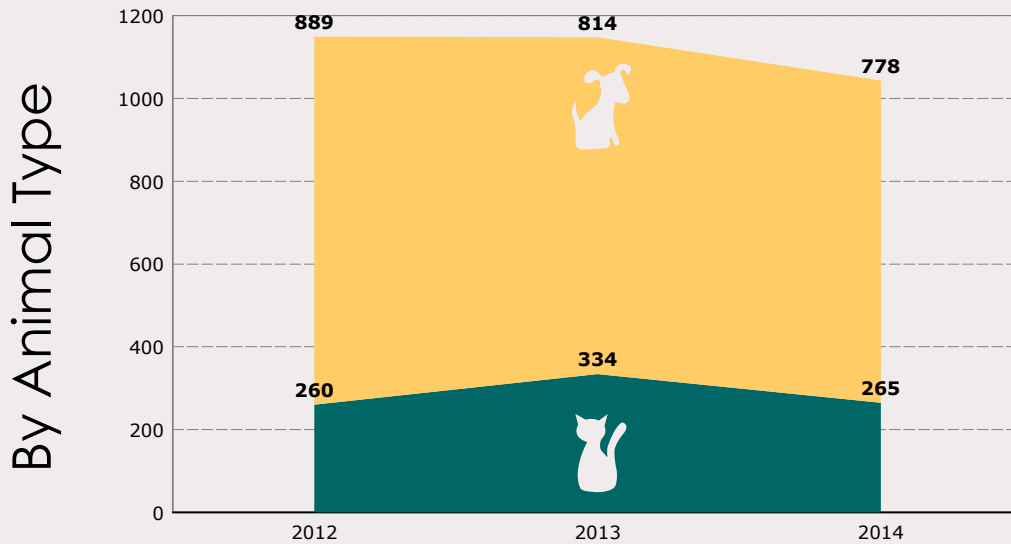
February 2014 Intakes

	 Neonatal Kitten	 Kitten	 Adult Cat	 Neonatal Puppy	 Puppy	 Adult Dog	Total
Neonatal Kitten/Puppy: < 6 weeks old Kitten/Puppy: >= 6 weeks old & < 1 year old Adult Cat/Dog: >= 1 year old							
Owner Surrender	5	24	50	1	51	120	251
Public Assistance	0	1	2	4	6	63	76
Request for Humane Euthanasia	0	0	0	0	1	5	6
Stray	24	35	124	13	120	394	710
Total	29	60	176	18	178	582	1,043









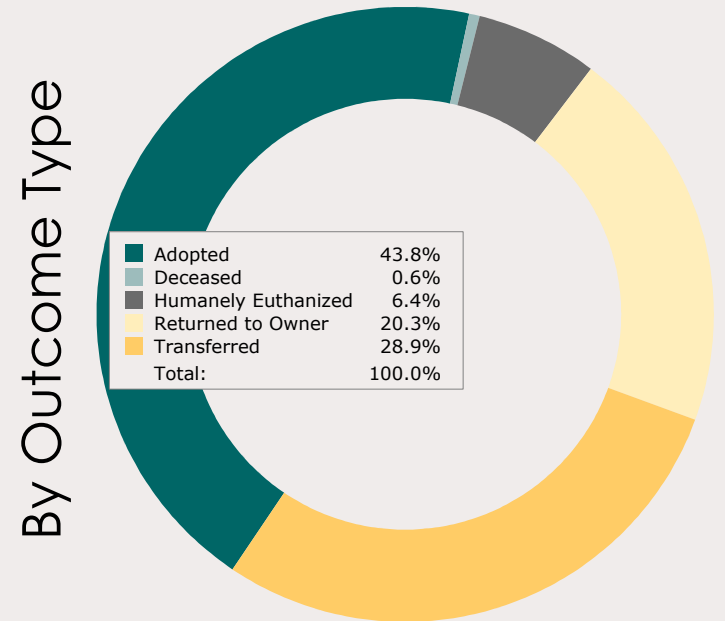
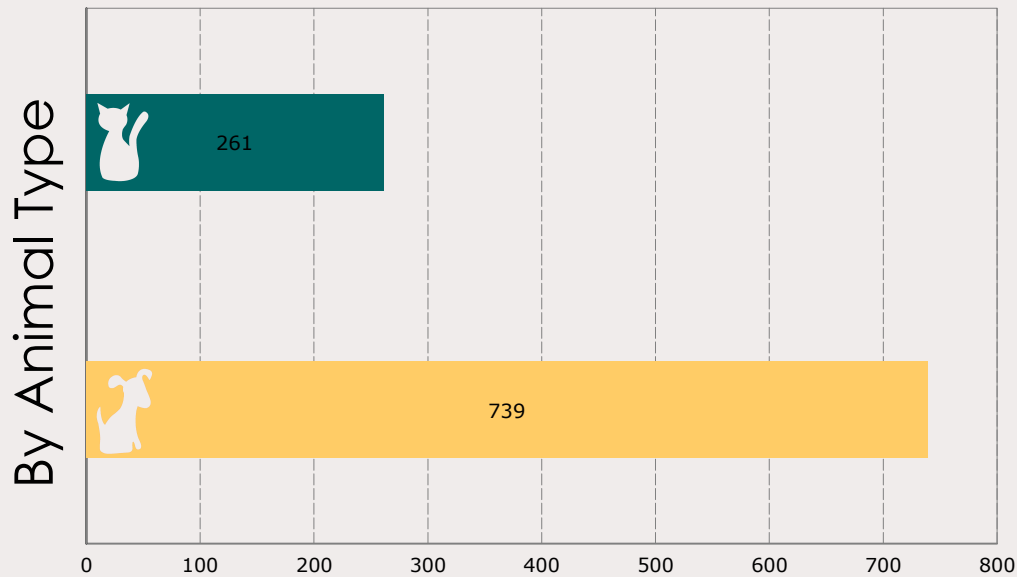
February 2012 to 2014 Intakes

	2012			2013			2014		
	Cats	Dogs	Total	Cats	Dogs	Total	Cats	Dogs	Total
Owner Surrender	93	243	336	108	188	296	79	172	251
Public Assistance	3	21	24	2	57	59	3	73	76
Request for Humane Euthanasia	0	6	6	3	9	12	0	6	6
Stray	164	619	783	221	560	781	183	527	710
Total	260	889	1,149	334	814	1,148	265	778	1,043



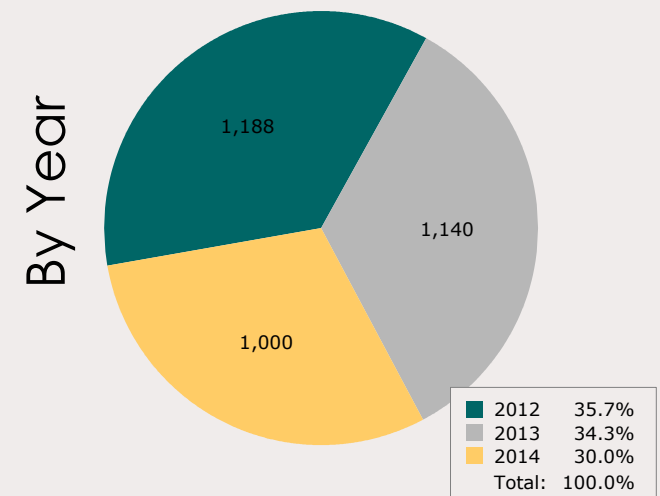
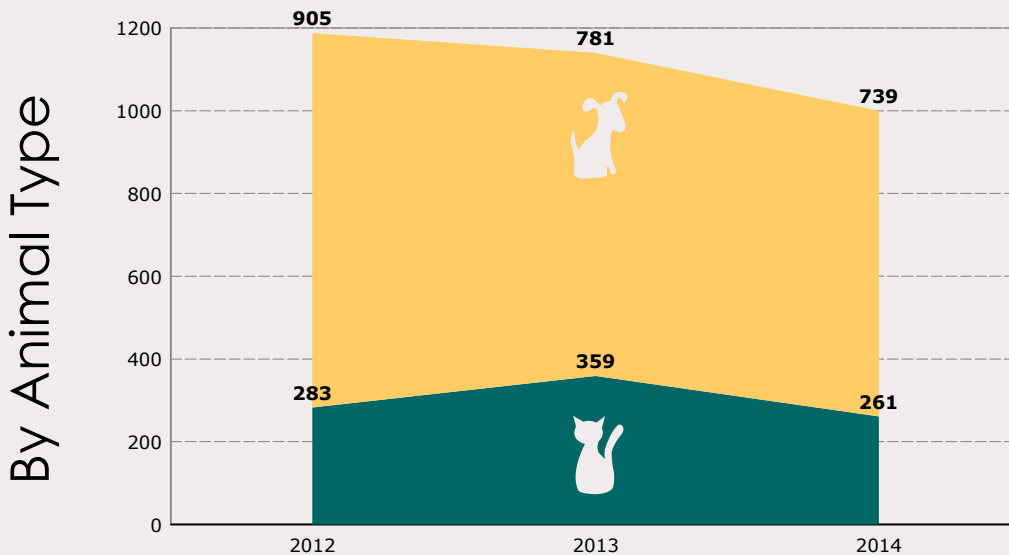
February 2014 Outcomes

							Total
Neonatal Kitten/Puppy: < 6 weeks old Kitten/Puppy: >= 6 weeks old & < 1 year old Adult Cat/Dog: >= 1 year old	Neonatal Kitten	Kitten	Adult Cat	Neonatal Puppy	Puppy	Adult Dog	
Adopted	0	46	51	0	112	229	438
Deceased	0	0	4	0	0	2	6
Humanely Euthanized	0	1	13	0	6	44	64
Returned to Owner	0	3	18	0	11	171	203
Transferred	11	18	96	5	48	111	289
Total	11	68	182	5	177	557	1,000



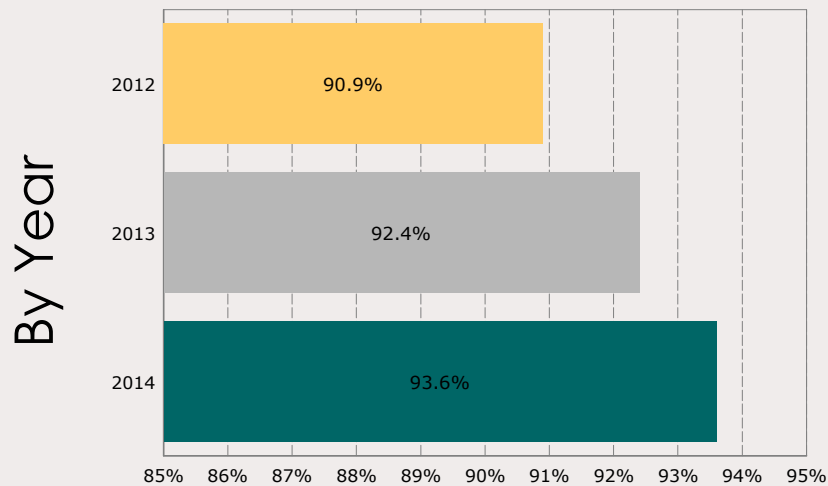
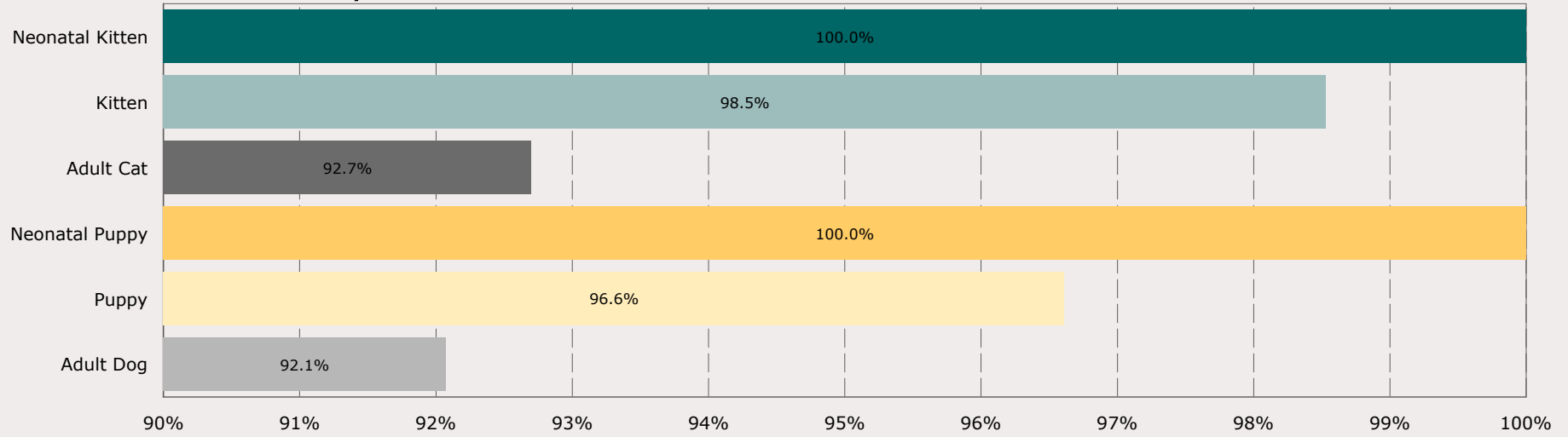
February 2012 to 2014 Outcomes

	2012			2013			2014		
	Cats	Dogs	Total	Cats	Dogs	Total	Cats	Dogs	Total
Adopted	138	398	536	156	345	501	97	341	438
Deceased	6	1	7	3	0	3	4	2	6
Humanely Euthanized	26	81	107	35	51	86	14	50	64
Missing	2	0	2	0	0	0	0	0	0
Returned to Owner	14	191	205	15	205	220	21	182	203
Transferred	97	234	331	150	180	330	125	164	289
Total	283	905	1,188	359	781	1,140	261	739	1,000



February 2012 to 2014 Total Live Outcome Rates

February 2014 Total Live Outcome Rate: **93.6%**



By Year & Animal Type

