

# **Economic Impact of City, ATI**

## **Partnership**

**Fiscal Year 2012-13**

**April 2014**

# ATI ECONOMIC IMPACT SUMMARY (FY2012/13)

<b>Companies Incubated</b>	<b>49</b>
<b>Capital Raised</b>	<b>\$24 million</b>
<b>Jobs Created</b> <i>(Travis Co. including Austin)</i>	<b>605</b>
<b>Tax Revenue</b> <i>(Travis Co. including Austin)</i>	<b>\$802 thousand</b>
<b>Economic Impact</b> <i>(Travis Co. including Austin)</i>	<b>\$38 million</b>
<b>City Investment in ATI</b>	<b>\$573 thousand</b>
<b>Return on Investment</b>	<b>\$66 of economic impact for each \$1 invested</b>

# METHODOLOGY OVERVIEW

## Study Methodology

---

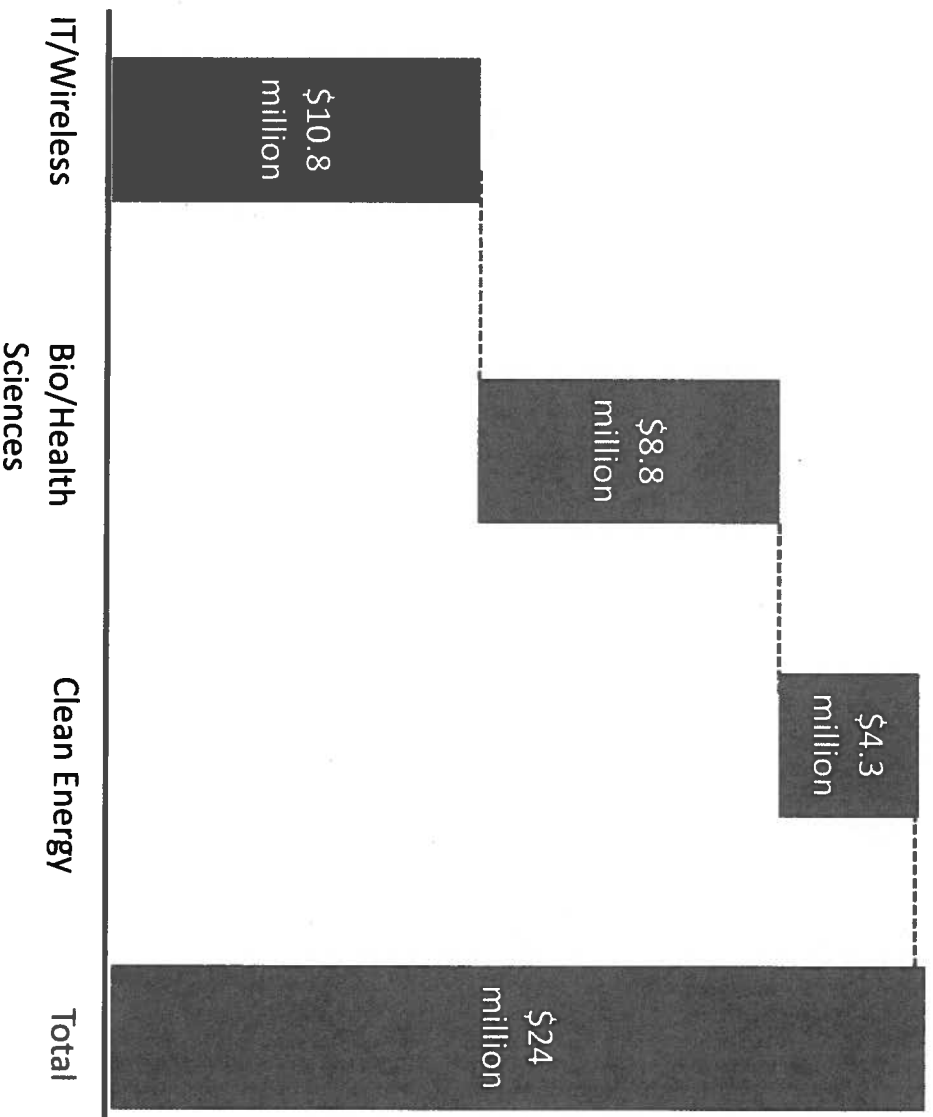
- Partnered with Angelou Economics
- Incubator companies self-report key metrics (92% response rate)
  - Capital raised
  - Revenue earned
  - Spending
  - New hires
- IMPLAN economic modeling software used to generate
  - Economic impact
  - Job creation
  - State and local tax impact
- Study only captures impact while at ATI; impact of companies after graduation not captured

## Key differences from prior years' studies

---

- All data from companies was self-reported
  - Incubator staff did not “fill in the gaps”
- Company spending was reported directly rather than estimated

# CAPITAL RAISED (FY2012/13)




FY 2012/13 (9/01/2012 - 8/31/2013)

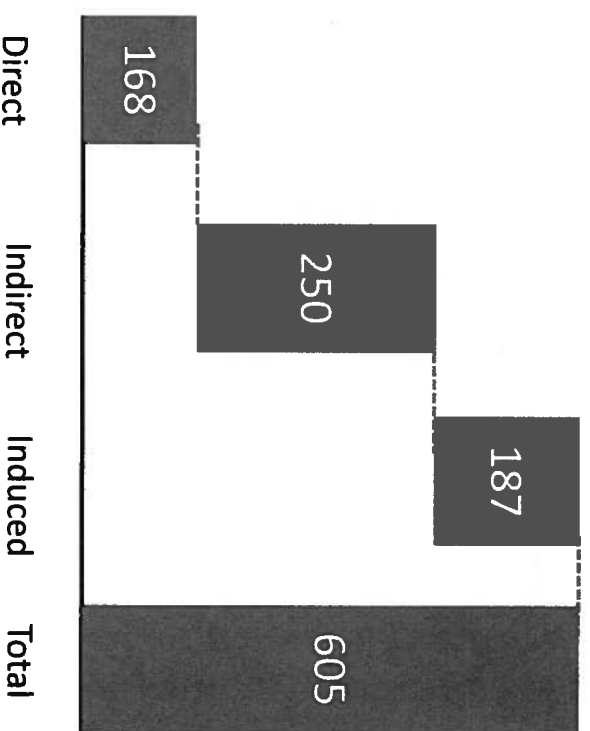
Source: ATI analysis; Angelou Economics.  
Numbers may not add due to rounding.

# JOBS CREATED (FY2012/13)

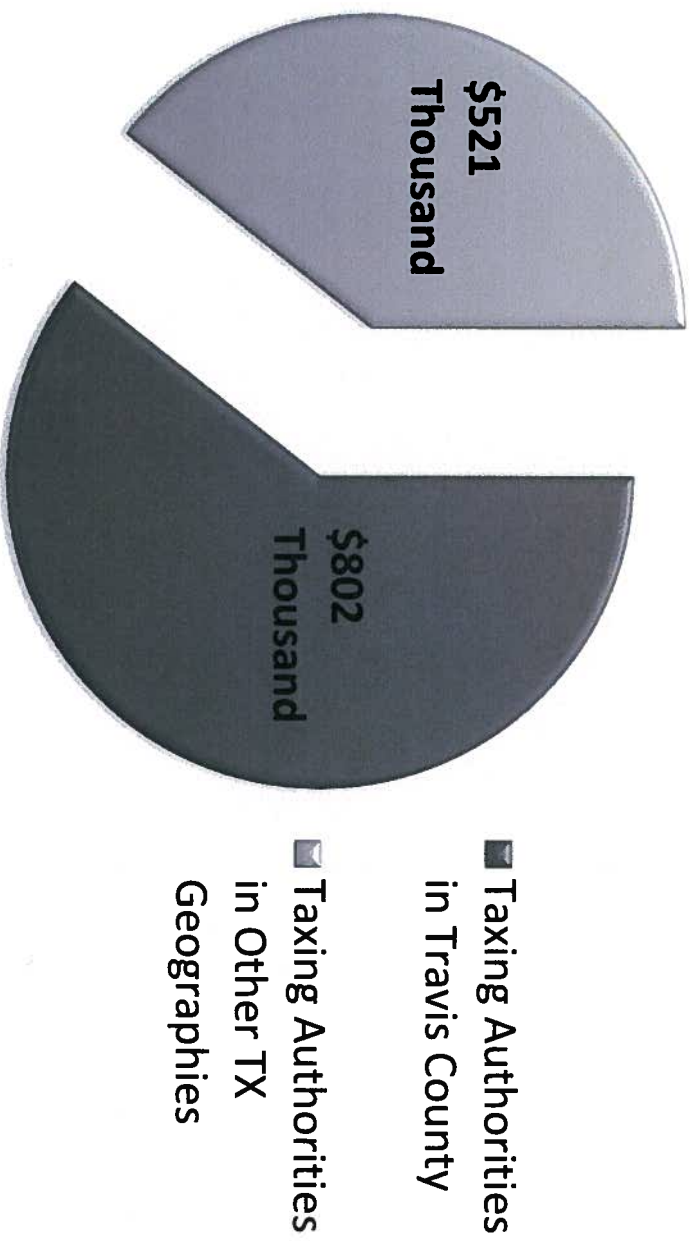
## State of Texas



## Travis County (incl. Austin)



# TAX IMPACT (FY2012/13)

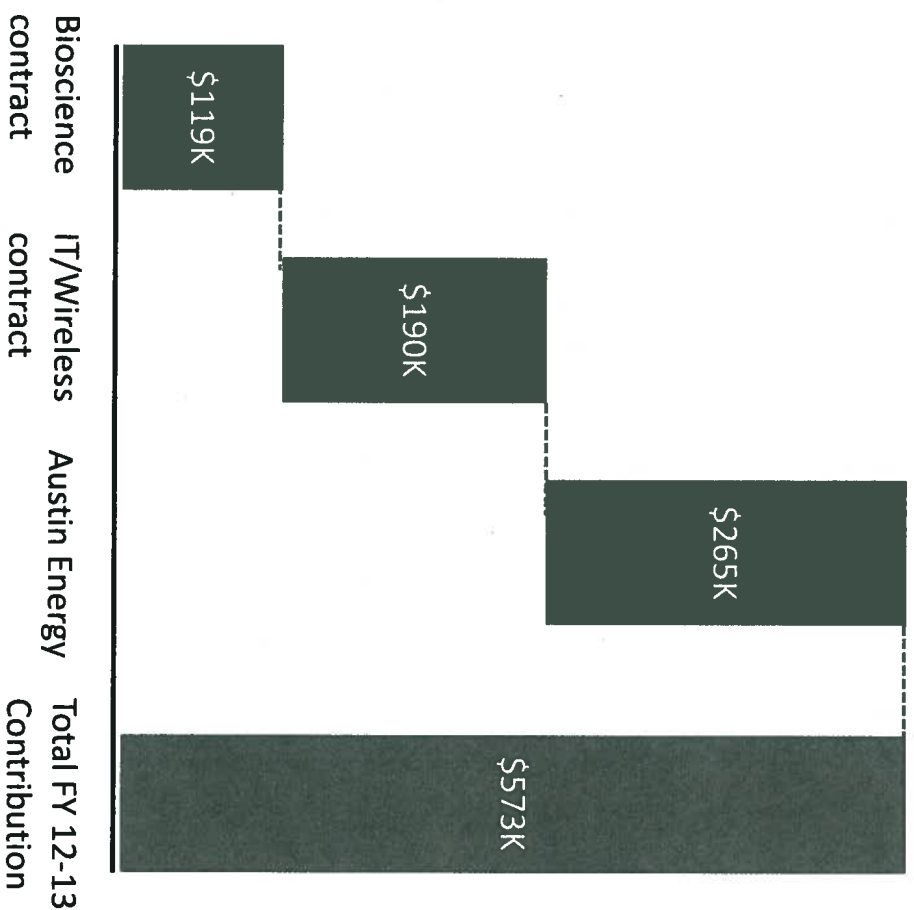


FY 2012/13 (9/01/2012 - 8/31/2013)

Source: ATU analysis; Angelou Economics.  
Numbers may not add due to rounding.

# CITY INVESTMENT (FY2012/13)

## City of Austin ATI Investment



## City of Austin Contribution to ATI Budget

Total FY 2011-12 budget = \$2.1 Million



# 10 YEAR ECONOMIC IMPACT OF ATI GRADUATES (2003-2012)

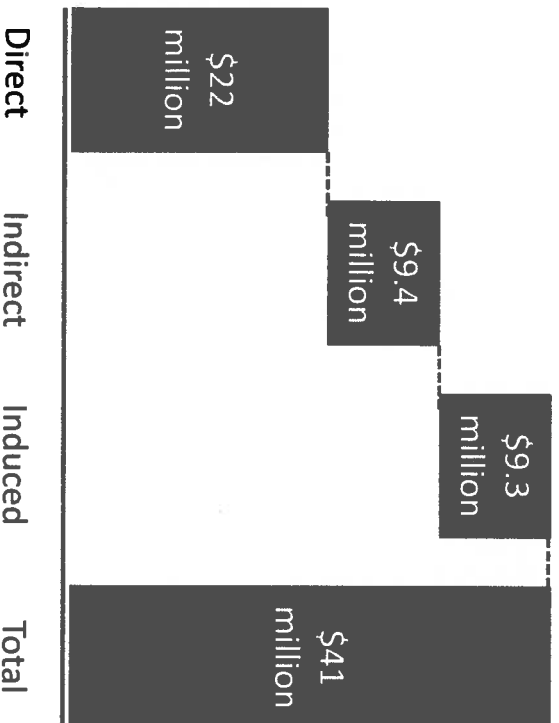
<b>Companies Studied</b>	<b>39</b>
<b>Jobs Created</b> <i>(Travis Co. including Austin)</i>	<b>6,524</b>
<b>Tax Revenue</b> <i>(City of Austin, Travis County, ACC, AISD, Travis County Healthcare District)</i>	<b>\$20.1 million</b>
<b>Economic Impact</b> <i>(Travis Co. including Austin)</i>	<b>\$880 million</b>

Source: Bureau of Business Research, UT-  
Austin; University of Colorado-Boulder

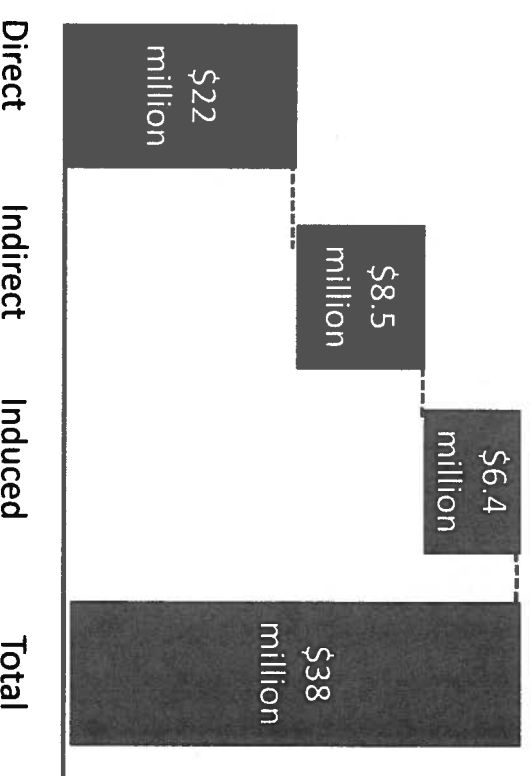


# STATE AND LOCAL ECONOMIC IMPACT (FY2012/13)

## State of Texas Economic Impact



## Travis County Economic Impact (including Austin)



# SOME KEY CURRENT INITIATIVES

- Wet lab incubator
- Defense Energy Center of Excellence
- Pecan Street partnership
- UT-Austin startups