



**AUSTIN AIRPORT ADVISORY COMMISSION  
MINUTES**

**REGULAR MEETING  
TUESDAY, APRIL 8, 2014**

The Austin Airport Advisory Commission convened in a regular meeting on Tuesday, April 8, 2014 at 2716 Spirit of Texas Drive, in Room 160 in Austin, Texas.

Chair, Dale Murphy called the meeting to order at 5:05 p.m.

**Commission Members in Attendance:**

Dale Murphy, Chair  
Ernest Saulmon, Vice Chair  
D'Ann Johnson, Secretary  
Steven Hart  
James Kelsey  
George Farris

**Commission Members Absent:**

Teddy McDaniel, III

**Staff in Attendance:**

Shane Harbinson  
Yolanda Tovar  
Kellye Mireles  
Kizzie Alvarez  
Phillip Bays  
Julie Harris  
Mike Robinson  
Joan Ewell  
Royce Traywick  
Ruben Reyes

**Others Present:**

Chris Coons, KSA  
Clayton Singleton, RS&H  
Matthew Leiner, Atkins

**1. CITIZENS COMMUNICATIONS: GENERAL**

None.

## 2. APPROVAL OF MINUTES

The minutes from the meeting of March 11, 2014 were approved on Secretary D'Ann Johnson's motion, Commission Member James Kelsey's second on a 6-0 vote. Commission Member Teddy McDaniel, III was absent.

## 3. DEPARTMENT OF AVIATION STAFF BRIEFINGS, REPORTS AND PRESENTATIONS

- a) Planning & Engineering Capital Improvement Project Monthly Status Report was presented by Shane Harbinson, Department of Aviation.
- b) Airport Tenant Updates was presented by Julie Harris, Department of Aviation.
- c) Finance & Operations Report for Fiscal Year 2014 to date was presented by Yolanda Tovar, Department of Aviation.
- d) Ground Transportation Staging Area (GTSA) Transactions Report for March 2014 was presented by Royce Traywick, Department of Aviation. See below for a year-to-year comparison.

YEAR TO YEAR COMPARISON			
SERVICE CATEGORY	MARCH 2014	MARCH 2013	% Increase/(decrease)
TAXICAB	36,050	32,635	10.5%
LIMOUSINE	5,991	5,218	14.8%
HOTEL SHUTTLE	3,764	3,794	(0.8%)
OTHER SHUTTLE	925	511	81.0%
CHARTER BUS	150	58	158.6%
OVERALL TOTAL	46,880	42,216	11.0%

## 4. ACTION ITEMS

- a) Vote on recommendation to City Council regarding the following:
  - i. Authorize award and execution of a 36-month requirements supply contract with **LEIF JOHNSON FORD DBA TRUCK CITY FORD** to provide Repair Services for Ford Medium and Heavy-Duty Vehicles in a total amount not to exceed \$1,048,269, with three 12-month extension options in a total amount not to exceed \$349,423 per extension option, for a total contract amount not to exceed \$2,096,538 (31961).

**The motion authorizing action item 4ai was approved on Secretary D'Ann Johnson's motion, Commission Member Steven Hart's second on a 6-0 vote. Commission Member Teddy McDaniel, III was absent.**

- ii. Authorize award, negotiation, and execution of a 24-month requirements supply and service agreement with **NEC CORPORATION OF AMERICA**, to provide maintenance and support for the Private Branch Exchange (PBX) at Austin Bergstrom International Airport in an amount not to exceed \$1,035,000, with three 12-month extension options in an amount not to exceed \$446,000 for the first option, \$321,000 for the second option, and \$321,000 for the final option, for a total contract amount not to exceed \$2,123,000 (31933).

**The motion authorizing action item 4aii was approved on Secretary D'Ann Johnson's motion, Vice Chair Ernest Saulmon's second on a 6-0 vote. Commission Member Teddy McDaniel, III was absent.**

- iii. Authorize award, negotiation, and execution of a professional services contract with **CONVERGINT TECHNOLOGIES LLC**, to provide a security system upgrade for the access control system and video management system software at Austin Bergstrom International Airport in an amount not to exceed \$138,071 (31912).

**The motion authorizing action item 4aiii was approved on Commission Member James Kelsey's motion, Secretary D'Ann Johnson's second on a 6-0 vote. Commission Member Teddy McDaniel, III was absent.**

- iv. Authorize negotiation and execution of an amendment to the professional services agreement with the following three firms: **CLOUGH HARBOUR & ASSOCIATES, INC.**; **CORGAN ASSOCIATES, INC.** and **REYNOLDS SMITH AND HILLS, INC.**, for architectural and engineering services for the ABIA Architectural & Engineering Rotation List 2012-2014 for the years 2012 through 2014 or until available funding authorization is expended, in the amount of \$2,250,000 in additional authorization, for a total not to exceed amount of \$9,750,000. The additional authorization will be distributed as follows: \$750,000 will be allocated to **CLOUGH HARBOUR & ASSOCIATES, INC.**, \$750,000 will be allocated to **CORGAN ASSOCIATES, INC.**, and \$750,000 will be allocated to **REYNOLDS SMITH AND HILLS, INC** (31702).

**The motion authorizing action item 4aiv was approved on Commission Member James Kelsey's motion, Commission Member Steven Hart's second on a 5-1-1 vote. Commission Member Teddy McDaniel, III was absent. Chair, Dale Murphy recused himself from this item due to a conflict of interest.**

- v. Authorize award and execution of a 36-month supply agreements contract through U.S. Communities with **THE HOME DEPOT U.S.A.**, and through The Cooperative Purchasing Network (TCPN) with **LOWE'S HOME CENTERS, LLC**, for the purchase of building supplies and equipment in an amount not to exceed \$4,500,000 each and combined, with three 12-month extension options in an amount not to exceed \$1,500,000 each and combined per extension option, for a total contract amount not to exceed \$9,000,000 (31593).

**The motion authorizing action item 4av was approved on Commission Member Steven Hart's motion, Vice Chair Ernest Saulmon's second on a 6-0 vote. Commission Member Teddy McDaniel, III was absent.**

- vi. Authorize execution of a construction contract with **RESTEK, INC.**, for ABIA Terminal Area Spalling Improvements in the amount of \$294,345 plus a \$30,000 contingency, for a total contract amount not to exceed \$324,345 (32017).

**The motion authorizing action item 4avi was approved on Secretary D'Ann Johnson's motion, Vice Chair Ernest Saulmon's second on a 6-0 vote. Commission Member Teddy McDaniel, III was absent.**

- b) Discuss and approve Austin Airport Advisory Commission Annual Internal Review.

**The motion authorizing action item 4b was approved on Vice Chair Ernest Saulmon's motion, Commission Member George Farris' second on a 6-0 vote. Commission Member Teddy McDaniel, III was absent.**

## **5. NEW BUSINESS**

None.

## **6. OLD BUSINESS (updates)**

- a) Status of action items upon which the Commission has made a recommendation to Council.  
*(Please note the progress of the following items)*

Authorize execution of a construction contract with **ALPHA BUILDING CORPORATION**, for the ABIA Building 6005 Improvements - Phase II in the amount of \$1,999,804 plus a \$200,000 contingency, for a total contract amount not to exceed \$2,199,804 (31189). *[Item went before City Council on March 20, 2014 and passed.]*

Authorize execution of a construction contract with **PRISM DEVELOPMENT INC.**(MBE/MH- 58.91%), for construction improvements of IS Bldg. 7355 Emergency Power Improvements at the Austin-Bergstrom International Airport (ABIA) in an amount not to exceed \$1,034,460.90 plus \$103,446.00 owner's contingency for a total not to exceed amount of \$1,137,906.90 (31058). *[Item went before City Council on March 20, 2014 and passed.]*

Authorize award and execution of a contract through the Houston-Galveston Area Council Cooperative (HGAC) with **RUSH TRUCK CENTERS OF TEXAS, LP** for the purchase of a heavy-duty truck chassis for the Aviation Department in an amount not to exceed \$72,705 (31399). *[Item went before City Council on March 20, 2014 and passed.]*

Authorize award and execution of a contract through the Houston-Galveston Area Council Cooperative (HGAC) with **VOGEL TRAFFIC SERVICES DBA EZ-LINER INDUSTRIES** for the purchase of one paint striping body in an amount not to exceed \$191,053 (31280). *[Item went before City Council on March 20, 2014 and passed.]*

Authorize the negotiation and execution of an agreement with Lynxs Austin Cargoport, LLC for the lease and operation for cargo facilities at Austin-Bergstrom International Airport. (30877) **\*\*Change\*\*** *[Item will go before City Council on April 10, 2014.]*

**7. CONFIRM MEETING DATE AND PLACE AGENDA ITEMS FOR NEXT COMMISSION MEETING**

**Date of next meeting:** May 13, 2014

**ADJOURNMENT**

**Motion to adjourn the meeting was made by Commission Member Steven Hart, Vice Chair Ernest Saulmon's second on a 5-0 vote. Commission Member Teddy McDaniel, III was absent.**

**Meeting was adjourned at 6:10 p.m.**

## AVIATION PROJECTS STATUS REPORT

Friday, May 02, 2014

### 1 - Preliminary

---

**Project Name: Electronic Airport Layout Plan and Utility Mapping**

DOA PM: Rohini Kumarage

PWD PM:

Sub-project ID: 6000.103

ABIA Number: A3242

FDU Number (1): 4910-8107-3242

Appropriation (1): \$550,000

FDU Number (2): 3920-2207-6434

Appropriation (2): \$50,000

Project Status: Contract with AECOM was executed on 4/23/2014. Kickoff meeting with consultant and stakeholders is scheduled for May 1, 2014.

---

**Project Name: Chillers/Boilers - Out Buildings (Maintenance Building)**

DOA PM: Richard Chaney

PWD PM: Burton Jones

Sub-project ID: 6501.063

ABIA Number: X3246

FDU Number (1): 4910-8107-3246  
(A406)

Appropriation (1): \$250,000

FDU Number (2): 4911-8107-A246

Appropriation (2): \$750,000

Project Status: No change to report, updates will be included with L3263 report.  
Project has been combined with L3263 Maintenance Complex Renovations.

---

**Project Name: Upper Level Embankment Inspections and Repairs**

DOA PM: Rohini Kumarage

PWD PM: David Taylor

Sub-project ID: 6001.095

ABIA Number: L3247

FDU Number (1): 4910-8107-3247  
(A247)

Appropriation (1): \$127,978

FDU Number (2): 4911-8107-A247

Appropriation (2): \$900,000

Project Status: Consultant's proposal for the Preliminary Engineering Report phase was accepted and contract is being finalized.

---

**Project Name: Maintenance Complex Renovations - Bldg. 8220**

DOA PM: Richard Chaney

PWD PM: Burton Jones

Sub-project ID: 6001.097

ABIA Number: L3263

FDU Number (1): 4910-8107-3263

Appropriation (1): \$2,000,000

FDU Number (2):

Appropriation (2):

Project Status: CMD Consultant assignment request form submitted on 28Apr2014. RS&H was assigned project by CMD.  
A draft of the Project Charter was received from PW PM on 24Apr2014.

---

**Project Name: ABIA Terminal/Apron Expansion and Improvements Project**

DOA PM: Janice White

PWD PM: Robin Camp

Sub-project ID: 5415.102

ABIA Number: T3288

FDU Number (1): 4910-8107-3288

Appropriation (1): \$400,000

FDU Number (2):

Appropriation (2):

Project Status: Five submittals received for the professional services RFQ. Professional services interviews to be held June 15th. Review of the submissions are underway.  
ABIA and CMD are reviewing CM@R contract and RFQ to be issued May 12th.

---

## AVIATION PROJECTS STATUS REPORT

Friday, May 02, 2014

---

**Project Name: Connectivity Pedestrian Path - Segment 1**

DOA PM: Jennifer Williams

PWD PM:

Sub-project ID: 6001.099

ABIA Number: LA401

FDU Number (1): 4911-8107-A401

Appropriation (1): \$400,000

FDU Number (2):

Appropriation (2):

Project Status: CapMetro agreed to participate in a joint department project. Waiting on cost estimates from CapMetro for using the standard shelter as seen for the express route along Lamar and Burnet to be used at the lower level terminal.

---

**Project Name: De-icing Pond Improvements - Construction**

DOA PM: Carrie Stefanelli

PWD PM:

Sub-project ID: 6000.107

ABIA Number: AA402

FDU Number (1): 4911-8107-A402

Appropriation (1): \$350,000

FDU Number (2):

Appropriation (2):

Project Status: Preliminary project work ongoing.

---

**Project Name: Parking Operations Building Mechanical Systems Improvements**

DOA PM: Robert Mercado

PWD PM: Alison von Stein

Sub-project ID: 6001.102

ABIA Number: LA407

FDU Number (1): 4911-8107-A407

Appropriation (1): \$1,000,000

FDU Number (2):

Appropriation (2):

Project Status: Kickoff meeting scheduled for May 15.

---

## AVIATION PROJECTS STATUS REPORT

Friday, May 02, 2014

---

### 2 - Design/Study

---

**Project Name: ABIA Terminal Electrical Improvements**

DOA PM: Rohini Kumarage      PWD PM:  
Sub-project ID: 5415.050      ABIA Number: T3168  
FDU Number (1): 4910-8107-3168      Appropriation (1): \$400,000  
FDU Number (2):      Appropriation (2):  
Project Status: Final design is due in May.

---

**Project Name: Parking Operations Improvements**

DOA PM: Janice White      PWD PM: Robert Pirtle  
Sub-project ID: 6001.070      ABIA Number: L3186  
FDU Number (1): 4910-8107-3186      Appropriation (1): \$1,290,000  
(A186)  
FDU Number (2): 4911-8107-A186      Appropriation (2): \$7,500,000  
Project Status: Lower level study final report received.  
PER/30% has been reviewed and ABIA scope decision/direction given.  
Project work proceeding with redefined scope to 60%.

---

**Project Name: ABIA CONRAC AIPP**

DOA PM: Janice White      PWD PM: Robert Pirtle  
Sub-project ID: 6001.066      ABIA Number: L3228  
FDU Number (1): 4910-8107-3228      Appropriation (1): \$360,000  
FDU Number (2):      Appropriation (2):  
Project Status: D/B project team coordination continuing with artist.  
Artist construction documents issued and are in review.  
CD review and coordination meeting held with artist team and D/B team April 18th.

---

**Project Name: De-icing Storage Facility**

DOA PM: Carrie Stefanelli      PWD PM:  
Sub-project ID: 6000.063      ABIA Number: A3230  
FDU Number (1): 4910-8107-3230      Appropriation (1): \$340,000  
FDU Number (2):      Appropriation (2):  
Project Status: Design will be completed in May.

---

**Project Name: FAA Ductbank Relocation**

DOA PM: Dale Thompson      PWD PM: Alison von Stein  
Sub-project ID: 6000.064      ABIA Number: A3231  
FDU Number (1): 4910-8107-3231      Appropriation (1): \$1,350,000  
FDU Number (2):      Appropriation (2):  
Project Status: Consultant provided 100% design documents on 4/17. Beginning the permitting process. ABIA staff continues to work with FAA staff on the MOU.

---



Friday, May 02, 2014

DOA PM:	Jennifer Williams	PWD PM:	Robin Camp
Sub-project ID:	5415.087	ABIA Number:	T3244
FDU Number (1):	4910-8107-3244 (A244)	Appropriation (1):	\$300,000
FDU Number (2):	4911-8107-A244	Appropriation (2):	\$1,000,000
Project Status:	First design meeting for trash chutes and fall protection was on 4/29. NTP should be issued 5/5.		

DOA PM:	Rohini Kumarage	PWD PM:	
Sub-project ID:	6001.093	ABIA Number:	L3245
FDU Number (1):	4910-8107-3245	Appropriation (1):	\$0
FDU Number (2):	4911-8107-A245	Appropriation (2):	\$2,500,000
Project Status:	Awaiting proposal from consultant on completion of design phase.		

DOA PM:	Jennifer Williams	PWD PM:	Alison von Stein
Sub-project ID:	5702.011	ABIA Number:	E3248
FDU Number (1):	4910-8107-3248 (A248)	Appropriation (1):	\$843,247
FDU Number (2):	4911-8107-A248	Appropriation (2):	\$1,750,000
Project Status:	PER submitted to ABIA for review on 5/2.		

DOA PM:	Jennifer Williams	PWD PM:	Alison Von Stein
Sub-project ID:	6001.092	ABIA Number:	L3249
FDU Number (1):	4910-8107-3249 (A249)	Appropriation (1):	\$250,000
FDU Number (2):	4911-8107-A249	Appropriation (2):	\$1,750,000
Project Status:	Design team to start conducting field investigations, surveying, and geotechnical thru the end of May.		

DOA PM:	Richard Chaney	PWD PM:	
Sub-project ID:	5415.094	ABIA Number:	T3264
FDU Number (1):	4910-8107-3264	Appropriation (1):	\$300,000
FDU Number (2):		Appropriation (2):	
Project Status:	Working with Corgan and Building maintenance to procure and install data loggers at the existing pressure reducing valves located at the Terminal, Central Plant and a to be determined fire hydrant location.		

DOA PM:	Robert Hengst	PWD PM:	
Sub-project ID:	5415.095	ABIA Number:	T3265
FDU Number (1):	4910-8107-3265	Appropriation (1):	\$400,000
FDU Number (2):		Appropriation (2):	
Project Status:	Tables/chairs have been selected and a bid from the vendor received 4/29. A final order will be made in May.		

## AVIATION PROJECTS STATUS REPORT

Friday, May 02, 2014

---

**Project Name: Restrooms Completion**

DOA PM: Rohini Kumarage PWD PM:  
Sub-project ID: 5415.098 ABIA Number: T3285  
FDU Number (1): 4910-8107-3285 Appropriation (1): \$350,000  
FDU Number (2): Appropriation (2):  
Project Status: 60% design under review.

---

**Project Name: Terminal Boiler Replacement**

DOA PM: Richard Chaney PWD PM:  
Sub-project ID: 5415.100 ABIA Number: T3286  
FDU Number (1): 4910-8107-3286 Appropriation (1): \$350,000  
FDU Number (2): Appropriation (2):  
Project Status: Consultants QA/QC plan revised and accepted by PW QSMD on 02Apr2014. Schedmatic design phase in process. TEESI conducted existing condition site visit on 10Apr2014. Site vist survey of existing HW fixtures conducted by Bothne Engineering on 29Apr2014.

---

**Project Name: Terminal Beam Rehabilitation**

DOA PM: Richard Chaney PWD PM:  
Sub-project ID: 5415.101 ABIA Number: T3287  
FDU Number (1): 4910-8107-3287 Appropriation (1): \$100,000  
FDU Number (2): Appropriation (2):  
Project Status: Water infiltration investigation completed on 31Mar2014. PESC provided field notes and recommendations on 10Apr2014. Options are being evaluated. North beam evaluations completed on 17Apr2014. Field notes received on 25Apr2014. Overall the north beams observed are in good condition, and no additional repair work is required.

---

**Project Name: SP (Spirit of Austin Lane) AIPP**

DOA PM: Robert Hengst PWD PM:  
Sub-project ID: 10531.002 ABIA Number:  
FDU Number (1): 4910-8107-6052 Appropriation (1): \$446,000  
FDU Number (2): Appropriation (2):  
Project Status: The artist is finalizing design. A drawing set was submitted for use agains the airport's general permit.

---

**Project Name: Terminal Improvements 2012 AIPP**

DOA PM: Rohini Kumarage PWD PM:  
Sub-project ID: 5415.059 ABIA Number: T6053  
FDU Number (1): 4910-8107-6053 Appropriation (1): \$31,194  
FDU Number (2): Appropriation (2):  
Project Status: Design by artist, and coordination with airport, ongoing.

---

**Project Name: Terminal East Infill Project AIPP**

DOA PM: Robert Mercado PWD PM: Burton Jones  
Sub-project ID: 5415.065 ABIA Number: TB060  
FDU Number (1): 4912-8107-B060 Appropriation (1): \$900,000  
FDU Number (2): Appropriation (2):  
Project Status: Detailing and execution is underway.

## AVIATION PROJECTS STATUS REPORT

Friday, May 02, 2014

---

### 3 - Bid/Award

---

**Project Name: IS Building 7355 Emergency Power Improvements**

DOA PM: Rohini Kumarage PWD PM: Alison von Stein

Sub-project ID: 6001.067 ABIA Number: P3163

FDU Number (1): 4910-8107-3163 (A163) Appropriation (1): \$2,007,313

FDU Number (2): 4911-8107-A163 Appropriation (2): \$417,687

Project Status: Received Council approved on 03/20/14. CMD is continuing negotiations with the selected contractor to finalize contract amount.

---

**Project Name: ARFF Building Re-Roofing and Building Envelope Weatherproofing**

DOA PM: Dale Thompson PWD PM: Burton Jones

Sub-project ID: 6000.060 ABIA Number: P3211

FDU Number (1): 4910-8107-3211 Appropriation (1): \$453,000

FDU Number (2): Appropriation (2):

Project Status: Met with JOC contractor KBR on 3/11. Contractor submitted proposed fee, and we are in the process of negotiating the amount.

---

**Project Name: ABIA Bldg. 6005 Improvements - Phase II (P&E)**

DOA PM: Robert Mercado PWD PM: Robert Pirtle

Sub-project ID: 6001.084 ABIA Number: L3217

FDU Number (1): 4910-8107-3217 (A217) Appropriation (1): \$2,030,000

FDU Number (2): 4911-8107-A217 Appropriation (2): \$1,150,000

Project Status: PreConstruction to be scheduled for early May with construction start to be May 20.

---

**Project Name: BHS Assessment and EDS Recapitalization**

DOA PM: Robert Mercado PWD PM: Burton Jones

Sub-project ID: 5415.071 ABIA Number: T3232

FDU Number (1): 4910-8107-3232 Appropriation (1): \$480,000

FDU Number (2): Appropriation (2):

Project Status: Talks underway between Hensel Phelps and Corgan to incorporate the EDS work into the Infill Project. Corgan to be hired to do Construction Administration of this scope of work. HP to provide a price for the actual construction work.

---

**Project Name: Taxiway A Completion Design**

DOA PM: Dale Thompson PWD PM: Alison Von Stein

Sub-project ID: 6000.056 ABIA Number: A3241

FDU Number (1): 4910-8107-3241 Appropriation (1): \$1,000,000

FDU Number (2): Appropriation (2):

Project Status: City Council authorized execution of a construction contract with Chasco Constructors at the 3/6 council meeting. Contractor in process of gathering post-award documents for submittal to CMD.

---

## AVIATION PROJECTS STATUS REPORT

Friday, May 02, 2014

---

**Project Name: Terminal Pond Aerators**

DOA PM: Kane Carpenter      PWD PM:  
Sub-project ID: 5702.012      ABIA Number: L3289  
FDU Number (1): 4910-8107-3289      Appropriation (1): \$80,000  
FDU Number (2):      Appropriation (2):  
Project Status: Purchasing has been initiated.

---

**Project Name: Taxiway Alpha Completion Construction**

DOA PM: Dale Thompson      PWD PM: Alison von Stein  
Sub-project ID: 6000.112      ABIA Number: AA241  
FDU Number (1): 4911-8107-A241      Appropriation (1): \$8,800,000  
FDU Number (2):      Appropriation (2):  
Project Status: City Council authorized execution of a construction contract with Chasco Constructors at the 3/6 council meeting. Contractor in process of gathering post-award documents for submittal to CMD. Contract is with City legal for execution.

---

## AVIATION PROJECTS STATUS REPORT

Friday, May 02, 2014

### 4 - Construction/Execution

---

**Project Name: Noise Mitigation Program Implementation**

DOA PM: Melinda Ruby

PWD PM:

Sub-project ID: 5696.001

ABIA Number: N3132

FDU Number (1): 4910-8107-3132

Appropriation (1): \$5,285,636

FDU Number (2):

Appropriation (2):

Project Status: MOBILE HOME PARK We have acquired all thirty-eight (38) homes. All thirty-eight acquired homes have been vacated. Asbestos abatement and demolition have been completed on thirty-six (36) of the vacated mobile homes. The remaining two (2) mobile homes should be demolished by May 2, 2014. LAND EXCHANGE The Airport plans to dispose of the Mobile Home Park and vacant lot located on Shapard Lane by Land Exchange. The Land Exchange transmittal has been submitted to the FAA. We are waiting on the FAA to approve the Land Exchange. PROGRAM CLOSEOUT We are in the process of scanning and closing out all parcel files. We have met with Records Management staff from Aviation and Real Estate to implement a plan for transferring project records. We are also in the process of completing the required Noise Land Reuse Plan and Inventory to be submitted to the FAA for their review and approval.

---

**Project Name: Noise Mitigation Program Implementation**

DOA PM: Melinda Ruby

PWD PM:

Sub-project ID: 5696.001

ABIA Number: N3154

FDU Number (1): 4910-8107-3154

Appropriation (1): \$1,952,418

FDU Number (2):

Appropriation (2):

Project Status: Refer to N3132 for Project Status.

---

**Project Name: Noise Mitigation Program Implementation**

DOA PM: Melinda Ruby

PWD PM:

Sub-project ID: 5696.001

ABIA Number: N3157

FDU Number (1): 4910-8107-3157

Appropriation (1): \$2,575,000

FDU Number (2):

Appropriation (2):

Project Status: Refer to N3132 for Project Status.

---

**Project Name: Expert Advisor - ABIA Consolidated Rental Car Facility (CONRAC)**

DOA PM: Janice White

PWD PM: Robert Pirtle

Sub-project ID: 6001.006

ABIA Number: L3162

FDU Number (1): 4910-8107-3162

Appropriation (1): \$1,640,000

FDU Number (2):

Appropriation (2):

Project Status: PGAL continues to provide services in support of the CONRAC project. Currently contracted for construction phase services/oversight.

---

**Project Name: ABIA Terminal Area Spalling Improvements**

DOA PM: Rohini Kumarage

PWD PM: Robin Camp

Sub-project ID: 5415.054

ABIA Number: T3172

FDU Number (1): 4910-8107-3172

Appropriation (1): \$880,180

FDU Number (2):

Appropriation (2):

Project Status: Construction is ongoing.

---

## AVIATION PROJECTS STATUS REPORT

Friday, May 02, 2014

---

**Project Name: ABIA Terminal Fire Protection Improvements - Phase 2**

DOA PM: Ben Avila PWD PM: Robert Pirtle  
Sub-project ID: 5415.056 ABIA Number: T3176  
FDU Number (1): 4910-8107-3176 Appropriation (1): \$1,013,944  
(A176)  
FDU Number (2): 4911-8107-A176 Appropriation (2): \$3,878,456  
Project Status: BA Update - CONST work in progress. Work is about 33% complete and currently working in Zone 05. Expect to certify Zone 03 and 04 work as Substantially Complete in MAY-2014. Expect Sub-Comp date for all work in FEB-2015. Still coordinating work with AFD and DoA Terminal occupants.

---

**Project Name: Information Technology Master Plan**

DOA PM: Robert Mercado PWD PM:  
Sub-project ID: 6001.072 ABIA Number: M3188  
FDU Number (1): 4910-8107-3188 Appropriation (1): \$1,100,000  
FDU Number (2): Appropriation (2):  
Project Status: The following tasks are underway:  
Task 5: TEI and BCP Coordination  
Task 7: Conceptual Design - Infrastructure  
Task 9: Program Closeout  
Task 10: General Coordination/ Presentation  
  
Consultant is working on the final Report and preparing for presentation to ABIA on May 6.

---

**Project Name: Lot J**

DOA PM: Dale Thompson PWD PM: John Wepryk  
Sub-project ID: 6001.074 ABIA Number: L3195  
FDU Number (1): 4910-8107-3195 Appropriation (1): \$6,560,300  
(A195)  
FDU Number (2): 4911-8107-A195 Appropriation (2): \$3,000,000  
Project Status: Metal beam guard rail installation is complete. South shuttle entry revision is complete. Communication items installation is complete, except for testing. A transformer in electrical Rack B was either defective or damaged during a recent storm. It's failure has caused one half of the area lighting in Lot J to be inoperative. Estimated repair date is approximately mid-May. Testing of the comm equipment / cameras, can resume when that power is restored.

---

**Project Name: Presidential Boulevard Safety & Security Improvements**

DOA PM: Dale Thompson PWD PM: Alison von Stein  
Sub-project ID: 6001.075 ABIA Number: L3196  
FDU Number (1): 4910-8107-3196 Appropriation (1): \$5,226,200  
FDU Number (2): Appropriation (2):  
Project Status: Punch list work is complete. Contractor and Public Works working on final change orders, pay apps, etc.

---

## AVIATION PROJECTS STATUS REPORT

Friday, May 02, 2014

---

**Project Name: Terminal East Infill Project Design**

DOA PM: Robert Mercado      PWD PM: Burton Jones  
Sub-project ID: 5415.065      ABIA Number: T3215  
FDU Number (1): 4910-8107-3215      Appropriation (1): \$1,487,530  
(A215)  
FDU Number (2): 4911-8107-A215      Appropriation (2): \$5,112,470  
Project Status: Final design and approvals of TSA and CBP spaces is underway as construction has continued on the utilities, foundation and structure.

---

**Project Name: Records Management Implementation**

DOA PM: Joe Medici      PWD PM:  
Sub-project ID: 5415.066      ABIA Number: M3216  
FDU Number (1): 4910-8107-3216      Appropriation (1): \$800,000  
FDU Number (2):      Appropriation (2):  
Project Status: In Progress  
The second phase of the process started January 22. OpenText (OT) will be reviewing/classifying the various drawing sets by project. The reviewed Projects will be held in queue for DoA final review before moving the drawings to the scan process. The review and scan processes will take approximately 11 months.

**Review Process**

322 projects have been reviewed by OT waiting for DoA review (95% of inventory)  
125 projects have gone through a Friday review and are ready to be scanned (37% of inventory)

**Scan Process**

Scanning of the Submittal shop drawings for T1000/T1100/T1400 will be start within the next two weeks. The Aviation EDIMS profile will be created within the next 2-3 weeks. After the profile is created, we will conduct a test import of data and images. After a clean test import is achieved, then OT will begin a regular import of DoA records.

**Web Portal**

DoA Information Systems began working with CTM the week of April 21 to develop code for retrieving records from EDIMS. Once the Aviation profile is available, then development of the DoA web portal can begin.

---

**Project Name: Shared Use Passenger Processing System**

DOA PM: Robert Mercado      PWD PM:  
Sub-project ID: 5415.099      ABIA Number: T3283  
FDU Number (1): 4910-8107-3283      Appropriation (1): \$3,500,000  
FDU Number (2):      Appropriation (2):  
Project Status: 10 SUPPs kiosks in the Ticketing Lobby to be installed and operational in early May. Training workshops with AirIT for installation and integration of the RMS, AODB and FIDs is ongoing.

---

**Project Name: Terminal East Infill Project Construction**

DOA PM: Robert Mercado      PWD PM: Burton Jones  
Sub-project ID: 5415.065      ABIA Number: TB215  
FDU Number (1): 4912-8107-B215      Appropriation (1): \$61,350,000  
FDU Number (2):      Appropriation (2):  
Project Status: Austin Article is complete and operational. Erection of the steel structure is underway as well as installation of underground electrical and plumbing for the Customs Level. Slab to be poured for the first floor in late May.

## AVIATION PROJECTS STATUS REPORT

Friday, May 02, 2014

---

**Project Name:** ABIA Consolidated Rental Car Facility

**DOA PM:** Janice White

**PWD PM:** Robert Pirtle

**Sub-project ID:** NA

**ABIA Number:** F8011.01

**FDU Number (1):** F8011.01

**Appropriation (1):**

**FDU Number (2):**

**Appropriation (2):**

**Project Status:** Construction is ongoing. Vertical construction underway with column and elevated slab pours. Building MEP work beginning for sections that have topped out. Precast panels and masonry work underway. Reverse shuttle construction work underway.

---



# PROPERTIES UPDATE

PROJECT	STATUS
Auntie Anne's - renovations	P&E to meet with architect on items required.
DNC - Admin office server room	Waiting on design docs and construction schedule from tenant - no change
DNC - Annie's oil recovery system	Project approved and pending scheduling
DNC - Annie's sidewalk café	Project moving forward with adding seating for sidewalk café
DNC - Austin MacWorks	Pending information from DNC - no change
DNC - Briggos	Installation of coffee machine scheduled for 2nd quarter 2014
DNC - SoCo Market Conversion and Seating	Converting SoCo to coffee shop and rearranging seating. Project moving forward
DNC - Tyler's kiosk	Project on hold
Fara Café - flooring replacement	Flooring sample approved. Awaiting tenant response for insurance and scheduling
Fara Café - renovations	Permit and construction scheduling on hold pending decision on lease extension.
GSE Fuel Farm - construct new consolidated fuel farm	On hold per tenant
Hertz Fuel Monitoring System	Installation of monitoring system on make-ready lot. Design review complete. No update
Ruta Maya/Thundercloud - menu board	CPIS approved and pending scheduling
Sprint	CPIS submitted. Review underway by airport.
TSA oversize scanning machine installation	Tentatively scheduled for June
Wok & Roll - refurbishments & kiosk	Pending update from architect on kiosk. Pre-construction meeting to be scheduled 2nd week of May
Wok & Roll - repairs	temporary repairs completed and complete repairs moved to refurbishment
Zoom Amazon Kiosk	CPIS approval pending

**CITY OF AUSTIN**  
**AUSTIN-BERGSTROM INTERNATIONAL AIRPORT**  
**Airport Operating Fund 5070**  
**Income Statement - For Internal Use Only**  
**Fiscal Year to Date for 6 Month(s) ended March 31, 2014**

	Amended Budget	Budget Annualized 6 month(s)	Year to Date w/ Encumb	Y-T-D Variance Fav (Unfav)	Y-T-D % Variance Fav (Unfav)
<b>REVENUE</b>					
<b>AIRLINE REVENUE</b>					
Landing Fees	22,220,001	11,110,001	10,806,258	(303,743)	(2.7%)
Terminal Rental & Other Fees	23,258,999	11,629,500	12,001,330	371,830	3.2%
<b>TOTAL AIRLINE REVENUE</b>	<b>45,479,000</b>	<b>22,739,501</b>	<b>22,807,588</b>	<b>68,087</b>	<b>0.3%</b>
<b>NON-AIRLINE REVENUE</b>					
Parking	30,411,560	15,205,780	15,793,036	587,256	3.9%
Other Concessions	20,260,864	10,130,432	10,812,421	681,989	6.7%
Other Rentals and Fees	6,978,657	3,489,329	3,610,301	120,972	3.5%
<b>TOTAL NON-AIRLINE REVENUE</b>	<b>57,651,081</b>	<b>28,825,541</b>	<b>30,215,758</b>	<b>1,390,217</b>	<b>4.8%</b>
Interest Income	117,000	58,500	54,799	(3,701)	(6.3%)
<b>TOTAL REVENUE</b>	<b>103,247,081</b>	<b>51,623,542</b>	<b>53,078,145</b>	<b>1,454,603</b>	<b>2.8%</b>
<b>OPERATING REQUIREMENTS</b>					
Fac Mgmt, Ops and Airport Security	41,425,580	20,712,790	20,756,858	(44,068)	(0.2%)
Airport Planning and Development	2,202,934	1,101,467	1,032,592	68,875	6.3%
Support Services	12,316,552	6,158,276	5,851,071	307,205	5.0%
Business Services	10,521,605	5,260,802	5,119,200	141,602	2.7%
<b>TOTAL OPERATING EXPENSES</b>	<b>66,466,671</b>	<b>33,233,335</b>	<b>32,759,721</b>	<b>473,614</b>	<b>1.4%</b>
<b>Debt Service</b>					
GO Debt Service Fund	27,089	13,545	13,545	0	0.0%
2013A Revenue Refunding Bonds	2,133,225	1,066,612	682,891	383,721	36.0%
2005 Variable rate Notes (Swap)	25,839,076	12,919,538	12,315,887	603,651	4.7%
2005 Variable rate Notes Fees	3,137,800	1,568,900	1,592,117	(23,217)	(1.5%)
PFC Debt Service Funding	(13,338,140)	(6,669,071)	(6,241,015)	(428,056)	(6.4%)
<b>TOTAL Net Debt Service</b>	<b>17,799,050</b>	<b>8,899,524</b>	<b>8,363,425 *</b>	<b>536,099</b>	<b>6.0%</b>
<b>OTHER REQUIREMENTS</b>					
Workers' Compensation	462,940	231,470	231,472	(2)	0.0%
Citywide Administrative Support	2,625,317	1,312,659	1,312,661	(2)	0.0%
Communications & Technology Mgmt	1,464,944	732,472	732,470	2	0.0%
Accrued Payroll	127,548	63,774	63,774	0	0.0%
Compensation Adjustment	22,425	11,213	6,674	4,539	40.5%
Liability Reserve	20,000	10,000	10,000	0	0.0%
Operating Reserve	783,581	391,791	391,791	0	0.0%
CTECC	125,316	62,658	62,658	0	0.0%
Trunked Radio Allocation	108,315	54,158	54,159	(1)	0.0%
<b>TOTAL OTHER REQUIREMENTS</b>	<b>5,740,386</b>	<b>2,870,195</b>	<b>2,865,659</b>	<b>4,536</b>	<b>0.2%</b>
<b>TOTAL REQUIREMENTS</b>	<b>90,006,107</b>	<b>45,003,054</b>	<b>43,988,805</b>	<b>1,014,249</b>	<b>2.3%</b>
<b>EXCESS (DEFICIT) OF TOTAL AVAILABLE FUNDS OVER TOTAL REQUIREMENTS</b>	<b>13,240,974</b>	<b>6,620,488</b>	<b>9,089,340</b>	<b>2,468,852</b>	<b>37.3%</b>
<b>ENPLANEMENTS</b>	<b>Passengers</b>	<b>% Inc/(Dec)</b>			
March (Month over Month)	471,172	7.71%			
Year-to-Date	2,472,125	6.70%			

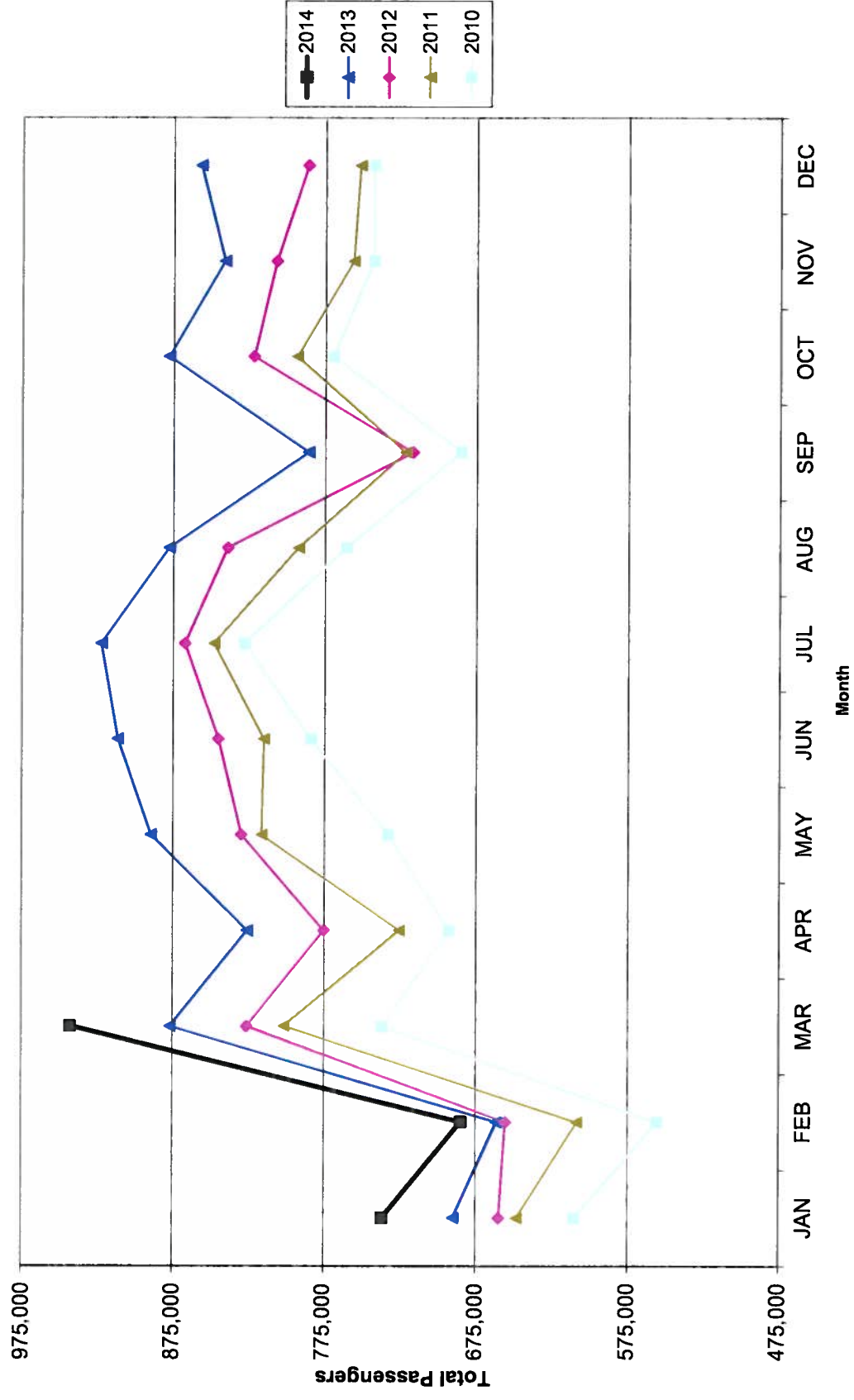
\* Debt Service: Removal of the \$28Million Variable Rate Note and the 2013 Prosperity Bank Note because they were funded with 2013 funds

**CITY OF AUSTIN  
AUSTIN-BERGSTROM INTERNATIONAL AIRPORT  
INCOME STATEMENT COMPARISON THIS YEAR VS. LAST YEAR**

	This month - This Year vs. Last Year				Fiscal YTD - This Year vs. Last Year			
	FY14 (Mar 14) vs FY13 (Mar 13)				FY14 (Oct 13 - Mar 14) vs FY13 (Oct 12 - Mar 13)			
	FY14 Mar-14	FY13 Mar-13	Fav (Unfav) \$ Variance	Fav (Unfav) % Variance	FY14 Mar-14	FY13 Mar-13	Fav (Unfav) \$ Variance	Fav (Unfav) % Variance
<b><u>Airline Revenue</u></b>								
Landing Fees	1,950,206	1,918,680	31,526	1.6%	10,806,258	10,522,137	284,121	2.7%
Terminal Rental & Other Fees	2,092,483	1,886,932	205,551	10.9%	12,001,330	11,331,510	669,820	5.9%
Total Airline Revenue	4,042,689	3,805,612	237,077	6.2%	22,807,588	21,853,647	953,941	4.4%
<b><u>Non-Airline Revenue</u></b>								
Parking	2,689,734	2,603,248	86,486	3.3%	15,793,036	15,052,395	740,641	4.9%
Food/Beverage & Retail	708,683	638,594	70,089	11.0%	3,692,372	3,194,796	497,576	15.6%
Rental Car	1,272,585	1,125,084	147,501	13.1%	6,131,574	5,445,019	686,555	12.6%
Advertising	226,310	161,124	65,186	40.5%	665,208	550,386	114,822	20.9%
Ads Barter Revenue	0	0	0	N/A	-	8,667	(8,667)	(100.0%)
Other Concessions	39,919	60,338	(20,419)	(33.8%)	323,267	400,723	(77,456)	(19.3%)
Other Rentals and Fees	609,890	544,306	65,584	12.0%	3,610,301	3,461,240	149,061	4.3%
Total Non-Airline Revenue	5,547,121	5,132,694	414,427	8.1%	30,215,758	28,113,226	2,102,532	7.5%
Interest Income	6,682	8,845	(2,163)	(24.5%)	54,799	58,482	(3,683)	(6.3%)
<b>Total Operating Revenue</b>	<b>9,596,492</b>	<b>8,947,151</b>	<b>649,341</b>	<b>7.3%</b>	<b>53,078,145</b>	<b>50,025,355</b>	<b>3,052,790</b>	<b>6.1%</b>
<b><u>Operating Requirements</u></b>								
Fac Mgmt, Ops and Airport Security	2,982,140	3,913,096	930,956	23.8%	20,756,858	19,891,659	(865,199)	(4.3%)
Airport Planning and Development	165,253	210,470	45,217	21.5%	1,032,592	1,014,514	(18,078)	(1.8%)
Support Services	801,292	1,168,601	367,309	31.4%	5,851,071	5,226,704	(624,367)	(11.9%)
Business Services	825,854	796,554	(29,300)	(3.7%)	5,119,200	4,615,195	(504,005)	(10.9%)
Total Operating Expense	4,774,539	6,088,721	1,314,182	21.6%	32,759,721	30,748,072	(2,011,649)	(6.5%)
<b><u>Debt Service</u></b>								
GO Debt Service Fund	2,258	2,189	(69)	(3.2%)	13,545	13,136	(409)	(3.1%)
2013A Revenue Refunding Bonds	113,815	178,000	64,185	36.1%	682,891	2,173,000	1,490,109	68.6%
2005 Variable rate Notes (Swap)	2,008,060	4,107,347	2,099,287	51.1%	12,315,887	11,250,229	(1,065,658)	(9.5%)
2005 Variable rate Notes Fees	272,764	1,115,597	842,833	75.5%	1,592,117	1,651,306	59,189	3.6%
PFC Debt Service Funding	(1,024,348)	(3,916,651)	(2,892,303)	(73.8%)	(6,241,015)	(6,230,441)	10,574	0.2%
Total Debt Service	1,372,549	1,486,482	113,933	7.7%	8,363,425	8,857,230	493,805	5.6%
<b><u>Other Requirements</u></b>								
Workers' Compensation	38,578	32,323	(6,255)	(19.4%)	231,472	193,938	(37,534)	(19.4%)
Citywide Administrative Support	218,776	183,647	(35,129)	(19.1%)	1,312,661	1,101,883	(210,778)	(19.1%)
Communications & Technology Mgmt	122,079	108,429	(13,650)	(12.6%)	732,470	650,574	(81,896)	(12.6%)
Accrued Payroll	10,629	8,270	(2,359)	(28.5%)	63,774	49,619	(14,155)	(28.5%)
Compensation Adjustment	647	(2,972)	(3,619)	(121.8%)	6,674	5,085	(1,589)	(31.2%)
Operating Reserve	65,299	80,305	15,006	18.7%	391,791	482,025	90,234	18.7%
CTECC	10,443	10,566	123	1.2%	62,658	63,396	738	1.2%
Trunked Radio Allocation	9,026	10,019	993	9.9%	54,159	60,113	5,954	9.9%
Liability Reserve	1,667	1,667	0	0.0%	10,000	10,002	2	0.0%
Total Other Requirements	477,144	432,254	(44,890)	(10.4%)	2,865,659	2,616,635	(249,024)	(9.5%)
<b>Total Requirements</b>	<b>6,624,232</b>	<b>8,007,457</b>	<b>1,383,225</b>	<b>17.3%</b>	<b>43,988,805</b>	<b>42,221,937</b>	<b>(1,766,868)</b>	<b>(4.2%)</b>
<b>SURPLUS (DEFICIT) OF TOTAL AVAILABLE FUNDS OVER TOTAL REQUIREMENTS</b>	<b>\$ 2,972,260</b>	<b>\$ 939,694</b>	<b>\$ 2,032,566</b>	<b>216.3%</b>	<b>\$ 9,089,340</b>	<b>\$ 7,803,418</b>	<b>\$ 1,285,922</b>	<b>16.5%</b>

\* FY2014 Debt Service: Removal of the \$28Million Variable Rate Note and the 2013 Prosperity Bank Note because they were funded with 2013 Funds

**AUSTIN PASSENGER TRAFFIC**  
5 Year Trend



# Austin-Bergstrom International Airport

## Aviation Activity Report

### Calendar Year 2014 vs 2013

	03/2014	03/2013	Percent Change	01/2014 - 03/2014	01/2013 - 03/2013	Percent Change
<b><u>Passenger Activity</u></b>						
Domestic Enplaned Revenue	455,352	425,437	7.03	1,139,146	1,071,000	6.36
Domestic Deplaned Revenue	455,591	428,289	6.37	1,150,256	1,094,558	5.09
International Enplaned Revenue	5,570	1,780	212.92	9,204	3,648	152.30
International Deplaned Revenue	5,908	1,995	196.14	9,826	4,239	131.80
Domestic Enplaned Non-Revenue	10,130	10,202	-0.71	28,797	28,980	-0.63
Domestic Deplaned Non-Revenue	10,027	9,072	10.53	26,851	25,919	3.60
International Enplaned Non-Revenue	120	15	700.00	153	21	628.57
International Deplaned Non-Revenue	127	16	693.75	172	20	760.00
Passenger Totals	942,825	876,806	7.53	2,364,405	2,228,385	6.10

**CURRENT PASSENGER RECORD = 942,825    RECORD SET = MARCH 2014**

#### **Aircraft Operations**

Air Carrier	8,962	8,816	1.66	23,978	24,036	-0.24
Commuter & Air Taxi	1,555	1,564	-0.58	4,525	3,967	14.07
Military	706	462	52.81	1,727	1,538	12.29
General Aviation						
Itinerant	4,260	4,709	-9.53	11,753	12,612	-6.81
Local	0	226	-100.00	66	671	-90.16
Total G.A.	4,260	4,935	-13.68	11,819	13,283	-11.02
Total Operations	15,483	15,777	-1.86	42,049	42,824	-1.81

# Austin-Bergstrom International Airport

## Aviation Activity Report

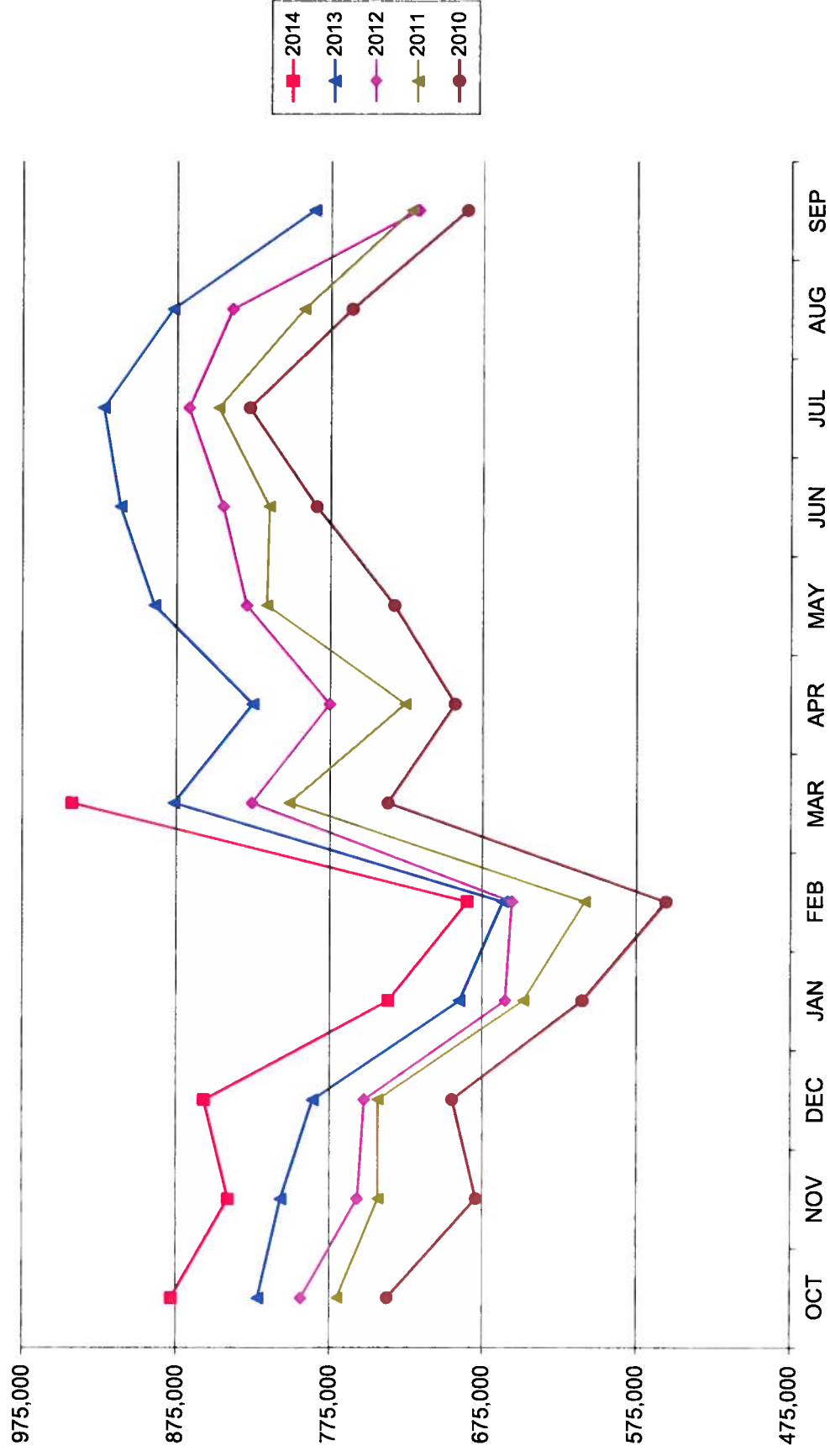
### Calendar Year 2014 vs 2013

	03/2014	03/2013	Percent Change	01/2014 - 03/2014	01/2013 - 03/2013	Percent Change
<b><u>Cargo Activity</u></b>						
<b>Mail</b>						
Domestic Enplaned Mail	153,179	135,450	13.09	391,900	289,335	35.45
Domestic Deplaned Mail	193,828	227,220	-14.70	503,599	523,324	-3.77
International Enplaned Mail	0	0	0.00	0	0	0.00
International Deplaned Mail	0	0	0.00	0	0	0.00
Mail Totals	347,007	362,670	-4.32	895,499	812,659	10.19
<b>Cargo</b>						
Domestic Enplaned Cargo	4,745,901	5,382,249	-11.82	13,917,477	15,514,657	-10.29
Domestic Deplaned Cargo	5,826,156	6,312,691	-7.71	17,262,981	17,521,314	-1.47
International Enplaned Cargo	343,038	387,386	-11.45	1,008,109	1,132,130	-10.95
International Deplaned Cargo	437,408	321,111	36.22	911,194	913,672	-0.27
Cargo Totals	11,352,503	12,403,437	-8.47	33,099,761	35,081,773	-5.65
<b>Belly Freight</b>						
Domestic Enplaned Belly Freight	237,950	361,637	-34.20	648,217	1,016,534	-36.23
Domestic Deplaned Belly Freight	431,987	424,353	1.80	1,235,187	1,204,273	2.57
International Enplaned Belly Freight	718,913	0	0.00	718,913	0	0.00
International Deplaned Belly Freight	714,912	0	0.00	714,912	0	0.00
Belly Freight Totals	2,103,762	785,990	167.66	3,317,229	2,220,807	49.37
Cargo Totals (Mail, Cargo, Belly Freight)	13,803,272	13,552,097	1.85	37,312,489	38,115,239	-2.11

**CURRENT CARGO RECORD = 40,215,518**

**RECORD SET = MARCH 2001**

**AUSTIN PASSENGER TRAFFIC**  
5 Year Trend



# Austin-Bergstrom International Airport

## Aviation Activity Report

### Fiscal Year 2014 vs 2013

	03/2014	03/2013	Percent Change	10/2013 - 03/2014	10/2012 - 03/2013	Percent Change
<b><u>Passenger Activity</u></b>						
Domestic Enplaned Revenue	455,352	425,437	7.03	2,398,487	2,250,278	6.59
Domestic Deplaned Revenue	455,591	428,289	6.37	2,398,759	2,265,713	5.87
International Enplaned Revenue	5,570	1,780	212.92	16,507	8,972	83.98
International Deplaned Revenue	5,908	1,995	196.14	16,872	9,174	83.91
Domestic Enplaned Non-Revenue	10,130	10,202	-0.71	56,899	57,514	-1.07
Domestic Deplaned Non-Revenue	10,027	9,072	10.53	52,552	52,132	0.81
International Enplaned Non-Revenue	120	15	700.00	232	24	866.67
International Deplaned Non-Revenue	127	16	693.75	255	36	608.33
South Terminal-Intl Enplaned Revenue	0	0	0.00	0	0	0.00
South Terminal-Intl Deplaned Revenue	0	0	0.00	0	0	0.00
South Terminal-Intl Enplaned Non-Revenue	0	0	0.00	0	0	0.00
South Terminal-Intl Deplaned Non-Revenue	0	0	0.00	0	0	0.00
Passenger Totals	942,825	876,806	7.53	4,940,563	4,643,843	6.39

**CURRENT PASSENGER RECORD = 942,825**

**RECORD SET = MARCH 2014**

<b><u>Aircraft Operations</u></b>						
Air Carrier	8,962	8,816	1.66	49,712	48,875	1.71
Commuter & Air Taxi	1,555	1,564	-0.58	9,316	8,394	10.98
Military	706	462	52.81	3,017	3,457	-12.73
General Aviation						
Itinerant	4,260	4,709	-9.53	23,853	25,938	-8.04
Local	0	226	-100.00	482	1,109	-56.54
Total G.A.	4,260	4,935	-13.68	24,335	27,047	-10.03
Total Operations	15,483	15,777	-1.86	86,380	87,773	-1.59



# Austin-Bergstrom International Airport

## Aviation Activity Report


### Fiscal Year 2014 vs 2013

	03/2014	03/2013	Percent Change	10/2013 - 03/2014	10/2012 - 03/2013	Percent Change
<b><u>Cargo Activity</u></b>						
Mail						
Domestic Enplaned Mail	153,179	135,450	13.09	860,455	575,834	49.43
Domestic Deplaned Mail	193,828	227,220	-14.70	1,101,858	1,150,199	-4.20
International Enplaned Mail	0	0	0.00	0	0	0.00
International Deplaned Mail	0	0	0.00	0	0	0.00
South Terminal-Intl Enplaned Mail	0	0	0.00	0	0	0.00
South Terminal-Intl Deplaned Mail	0	0	0.00	0	0	0.00
Mail Totals	347,007	362,670	-4.32	1,962,313	1,726,033	13.69
Cargo						
Domestic Enplaned Cargo	4,745,901	5,382,249	-11.82	29,757,566	31,937,901	-6.83
Domestic Deplaned Cargo	5,826,156	6,312,691	-7.71	36,566,619	35,287,249	3.63
International Enplaned Cargo	343,038	387,386	-11.45	3,345,285	2,367,500	41.30
International Deplaned Cargo	437,408	321,111	36.22	3,047,507	3,216,257	-5.25
South Terminal-Intl Enplaned Cargo	0	0	0.00	0	0	0.00
South Terminal-Intl Deplaned Cargo	0	0	0.00	0	0	0.00
Cargo Totals	11,352,503	12,403,437	-8.47	72,716,977	72,808,907	-0.13
Belly Freight						
Domestic Enplaned Belly Freight	237,950	361,637	-34.20	1,382,698	2,034,671	-32.04
Domestic Deplaned Belly Freight	431,987	424,353	1.80	2,556,467	2,342,528	9.13
International Enplaned Belly Freight	718,913	0	0.00	718,913	0	0.00
International Deplaned Belly Freight	714,912	0	0.00	714,912	0	0.00
South Terminal-Intl Enplaned Belly Frt	0	0	0.00	0	0	0.00
South Terminal-Intl Deplaned Belly Frt	0	0	0.00	0	0	0.00
Belly Freight Totals	2,103,762	785,990	167.66	5,372,990	4,377,199	22.75
Cargo Totals (Mail, Cargo, Belly Freight)	13,803,272	13,552,097	1.85	80,052,280	78,912,139	1.44

CURRENT CARGO RECORD = 40,215,518

RECORD SET = MARCH 2001

GROUND TRANSPORTATION TRANSACTIONS  
APRIL 2014



YEAR TO YEAR COMPARISON			
SERVICE CATEGORY	APRIL 2014	APRIL 2013	% Increase/(decrease)
TAXICAB	29,817	31,258	(4.6%)
LIMOUSINE	3,918	3,341	17.3%
HOTEL SHUTTLE	3,583	3,321	7.9%
OTHER SHUTTLE	779	480	62.3%
CHARTER BUS	144	94	53.2%
OVERALL TOTAL	38,241	38,494	(0.7%)

# AGENDA



## Recommendation for Council Action

Austin City Council		Item ID	32698	Agenda Number	<ITEM_OUTLINE>
Meeting Date:	6/12/2014		Department:	Aviation	
Subject					
Authorize negotiation and execution of an amendment to the concession lease agreement with Carter Transportation Services, Inc. d/b/a SuperShuttle of Austin to add two 1 year extension options.					
Amount and Source of Funding					
Revenue generating lease.					
Fiscal Note					
There is no unanticipated fiscal impact. A fiscal note is not required.					
Purchasing Language:					
Prior Council Action:	12/11/2008 – City Council approved 60-month revenue contract with Carter Transportation Services, Inc. d/b/a Supershuttle of Austin.				
For More Information:	Stephanie Tucker 512-530-7507				
Boards and Commission Action:	To be reviewed on 5/13/2014 by the Austin Airport Advisory Commission.				
MBE / WBE:					
Related Items:	This contract was awarded in compliance with Chapter 2-9C of the City Code (Minority Owned and Women Owned Business Enterprise Procurement Program) and 49 CFR Part 23 of the Federal Regulations (Airport Concession Disadvantaged Owned Business Enterprises Program (ACDBE)) through the achievement of Good Faith Efforts with 3.00% ACDBE subcontractor participation.				
Additional Backup Information					

Upon City Council approval of a 60-month revenue contract with Carter Transportation Services, Inc. d/b/a Supershuttle of Austin ("Concessionaire") to operate a demand-responsive shared ride shuttle service to transport passengers and baggage between Austin-Bergstrom International Airport ("ABIA") and locations within Austin, Texas and surrounding communities, the Concessionaire and the City of Austin Department of Aviation ("Aviation Department") entered into a Concession Lease Agreement for Airport Shuttle Service at ABIA dated March 1, 2009 (the "Agreement"). The term of the Agreement ended on April 30, 2014 and is currently under the holdover provision until August 30, 2014 and will continue month to month thereafter.

Extending the term for a maximum of two years allows the Aviation Department to prepare a new solicitation for airport shuttle services after certain Airport renovations are completed including the East Terminal Infill project and the Consolidated Rental Car Facility. Until the new solicitation for airport shuttle services is developed, the Aviation Department and Concessionaire desire to amend the Agreement to add two (2) one (1) year extension options to the Agreement to provide and assure continuity of airport shuttle service at ABIA for the public.

# AGENDA



## Recommendation for Council Action (Purchasing)

Austin City Council	Item ID:	32970	Agenda Number	<ITEM_OUTLINE>
Meeting Date:	May 22, 2014			
Department:	Purchasing			
Subject				
Authorize award and execution of contracts for light-duty vehicles through the Texas Local Government Purchasing Cooperative (BuyBoard) with CALDWELL COUNTRY CHEVROLET DBA BABY JACK II AUTOMOTIVE, LTD for the purchase of 27 light-duty vehicles in an amount not to exceed \$1,017,441; GRAPEVINE DODGE CHRYSLER JEEP, LLC DBA GRAPEVINE DCJ, LLC for the purchase of 14 light-duty vehicles in an amount not to exceed \$581,015; SILSBEE FORD, INC. for the purchase of 49 light-duty vehicles in an amount not to exceed \$1,219,628; and SILSBEE TOYOTA, INC. for the purchase of one Prius in an amount not to exceed \$23,307, for total contracts amount not to exceed \$2,841,391.				
Amount and Source of Funding				
Funding in the amount of \$397,377 is available in the Fiscal Year 2013-2014 Capital Budget of Austin Energy. Funding in the amount of \$103,922 is available in the Fiscal Year 2013-2014 Operating Budget of the Austin Transportation Department. Funding in the amount of \$399,962 is available in the Fiscal Year 2013-2014 Capital Budget of the Austin Water Utility Department. Funding in the amount of \$231,675 is available in the Fiscal Year 2013-2014 Capital Budget of the Aviation Department. Funding in the amount of \$531,592 is available in the Fiscal Year 2013-2014 Operating Budget of the Code Compliance Department. Funding in the amount of \$36,948 is available in the Fiscal Year 2013-2014 Capital Budget of the Emergency Medical Services Department. Funding in the amount of \$642,465 is available in the Fiscal Year 2013-2014 Capital Budget of the Fleet Department. Funding in the amount of \$203,292 is available in the Fiscal Year 2013-2014 Operating Budget of the Neighborhood Planning and Development Department. Funding in the amount of \$138,918 is available in the Fiscal Year 2013-2014 Capital Budget of the Public Works Department. Funding in the amount of \$155,240 is available in the Fiscal Year 2013-2014 Capital Budget of the Watershed Protection Department.				
Fiscal Note				
A fiscal note is attached.				
Purchasing Language:	Cooperative Purchase			
Prior Council Action:				
For More Information:	Jonathan Dalchau, Senior Buyer, 512-974-2938			
Boards and Commission Action:	To be reviewed by the Austin Airport Advisory Commission on 5/13/2014. To be reviewed by the Electric Utility Commission on 5/19/2014. To be reviewed by the Water and Wastewater Commission on 5/14/2014.			
MBE / WBE:	This contract will be awarded in compliance with Chapter 2-9D of the City Code (Minority-Owned and Women-Owned Business Enterprise Procurement Program). No subcontracting opportunities were identified; therefore, no goals were established for this solicitation.			
Related Items:				

## Additional Backup Information

This contract is for the purchase of 36 replacement and 55 new light-duty vehicles to be distributed among Austin Energy, Austin Fire Department, Austin Transportation Department, Austin Water Utility Department, Aviation Department, Code Compliance Department, Emergency Medical Transportation Department, Fleet Services Department, Neighborhood Planning and Development Department, Parks and Recreation Department, Public Works and Transportation Department, and the Watershed Protection Department.

Fleet Services and the Office of Sustainability have worked together to develop a vehicle purchasing process leading to the citywide objective of obtaining carbon neutrality by 2020. The purchasing criteria incorporate criteria pollutant and greenhouse gas emissions impact, available technologies on the market, physical demands on the vehicle, service application, and life-cycle cost. These criteria are applied to all vehicle purchase requests submitted to Fleet.

16 of these vehicles are powered with engines capable of operating on B20 biodiesel (20% biodiesel blended with 80% petro-diesel). The B20 biodiesel that the City of Austin currently purchases is TXLED compliant, ultra-low sulfur diesel, with the TCEQ approved KERN additive. A new technology vehicle operating on B20 produces at least 10% less particulate matter, at least 10% less carbon monoxide, and at least 10% less unburned hydrocarbons than those running on petro-diesel. They also reduce life cycle greenhouse gas emissions by at least 15%.

Seventy-one (71) of these vehicles are flex fuel vehicles that are capable of operating on gasoline (typically 6-10% ethanol) up to E85 (85% ethanol blended with 15% gasoline). A new-technology flex fuel vehicles operating on E85 produces tailpipe NOx, carbon monoxide, and non-methane hydrocarbon levels no different from running on gasoline while also reducing life cycle greenhouse gas emissions by at least 20%.

Two of these vehicles are powered by hybrid-electric technology. These vehicles typically have improved fuel economy ranging from 5-75% over non-hybrid comparative vehicles. Improved fuel economy equals less fuel used which reduces cost and tailpipe criteria air pollutant and greenhouse gas emissions.

Two of these vehicles are electrically powered. Electric vehicles contribute to the City's goal of making its vehicle fleet carbon-neutral by 2020. They emit zero tailpipe emissions. In addition, electric vehicles charged on the Austin Energy Plug-in Everywhere network are powered using GreenChoice (100% renewable energy) power, eliminating criteria air pollutant and greenhouse gas emissions.

The vehicles in this RCA have been recommended for purchase utilizing a process that involves the Fleet Officer, affected Department Directors, and Assistant City Managers (ACMs). ACM approval is required for all new additions to the City's fleet prior to any requests being made to the Purchasing Office.

Departments review the list of vehicles determined eligible by Fleet Services for replacement based on mileage, hours of use, and maintenance costs. From that list, priority uses were determined within the departments, and the proposed vehicle was reviewed by the Fleet Service Center Manager to insure the specified vehicle is appropriate for the use.

All of these replacement vehicles have met the Fleet Officer's eligibility criteria for replacement. The Fleet Service Center Managers have inspected each vehicle to be replaced and determined that the mileage or hours of use of each vehicle proposed for replacement cannot be increased without risking a significant increase in repair costs and loss of productivity due to down time.

The vehicles in this purchase will be assigned to the following City Departments:

### Austin Energy

3 Ford Explorers – Replacement

2 Ford Explorers – New

5 Ford Trucks – Replacement

5 Ford Trucks – New

1 Toyota Prius Hybrid– Replacement

Austin Fire Department

4 Ford Explorers – Replacement

Austin Transportation Department

1 Ford Focus Electric – Replacement

1 Ford Focus Electric – New

Austin Water Utility Department

2 Chevrolet 3500 Cutaway Chassis with CCTV Inspection Body – Replacement

Aviation Department

5 Dodge 3500 Crew Cab Trucks – New

Code Compliance Department

5 Chevrolet Tahoe vehicles – New

1 Ford Trucks – Replacement

1 Ford Explorers – New

12 Ford Trucks – New

Emergency Medical Services

1 Chevrolet Tahoe vehicles – New

Fleet Services Department

1 Ford Trucks – Replacement

Neighborhood Planning and Development Department

6 Chevrolet Equinox vehicles – Replacement

9 Chevrolet Equinox vehicles – New

2 Ford Trucks – New

Parks and Recreation Department

2 Dodge 3500 Crew Cab Trucks – Replacement

1 Dodge 1500 Quad Cab Truck – Replacement

5 Ford Trucks – New

5 Ford Trucks – Replacement

Public Works and Transportation Department

2 Chevrolet Equinox vehicles – Replacement

2 Chevrolet Equinox vehicles – New

2 Dodge 1500 Crew Cab Trucks – Replacement

1 Ford CMAX Hybrid – New

Watershed Protection

4 Dodge 3500 Crew Cab Trucks – New



## CIP EXPENSE DETAIL

**DATE OF COUNCIL CONSIDERATION:**  
**CONTACT DEPARTMENT(S):**

5/22/14  
Fleet / WPD

**SUBJECT:**

Authorize award and execution of contracts for light-duty vehicles through the Texas Local Government Purchasing Cooperative (BuyBoard) with CALDWELL COUNTRY CHEVROLET DBA BABY JACK II AUTOMOTIVE, LTD for the purchase of 27 light-duty vehicles in an amount not to exceed \$1,017,441; GRAPEVINE DODGE CHRYSLER JEEP, LLC DBA GRAPEVINE DCJ, LLC for the purchase of 14 light-duty vehicles in an amount not to exceed \$581,015; SILSBEE FORD, INC. for the purchase of 49 light-duty vehicles in an amount not to exceed \$1,219,628; and SILSBEE TOYOTA, INC. for the purchase of one Prius in an amount not to exceed \$23,307, for total contracts amount not to exceed \$2,841,391.

**CURRENT YEAR IMPACT:**

<b>Department:</b>	<b>Watershed</b>
Project Name:	Vehicle Fund
Fund/Department/Unit:	4850 6307 7010
Funding Source:	DUF Funds
Current Appropriation:	9,124,673.00
Unencumbered Balance:	1,756,948.00
Amount of This Action:	(155,240.00)
Remaining Balance:	<u>1,601,708.00</u>

**ANALYSIS / ADDITIONAL INFORMATION:**

This contract is for the purchase of 36 replacement and 55 new light-duty vehicles to be distributed among Austin Energy, Austin Fire Department, Austin Transportation Department, Austin Water Utility Department, Aviation Department, Code Compliance Department, Emergency Medical Transportation Department, Fleet Services Department, Neighborhood Planning and Development Department, Parks and Recreation Department, Public Works and Transportation Department, and the Watershed Protection Department.

Fleet Services and the Office of Sustainability have worked together to develop a vehicle purchasing process leading to the citywide objective of obtaining carbon neutrality by 2020. The purchasing criteria incorporate criteria pollutant and greenhouse gas emissions impact, available technologies on the market, physical demands on the vehicle, service application, and life-cycle cost. These criteria are applied to all vehicle purchase requests submitted to Fleet.

16 of these vehicles are powered with engines capable of operating on B20 biodiesel (20% biodiesel blended with 80% petro-diesel). The B20 biodiesel that the City of Austin currently purchases is TXLED compliant, ultra-low sulfur diesel, with the TCEQ approved KERN additive. A new technology vehicle operating on B20 produces at least 10% less particulate matter, at least 10% less carbon monoxide, and at least 10% less unburned hydrocarbons than those running on petro-diesel. They also reduce life cycle greenhouse gas emissions by at least 15%.

Seventy-one (71) of these vehicles are flex fuel vehicles that are capable of operating on gasoline (typically 6-10% ethanol) up to E85 (85% ethanol blended with 15% gasoline). A new-technology flex fuel vehicles



## **CIP EXPENSE DETAIL**

**DATE OF COUNCIL CONSIDERATION:**  
**CONTACT DEPARTMENT(S):**

5/22/14  
Fleet / WPD

operating on E85 produces tailpipe NOx, carbon monoxide, and non-methane hydrocarbon levels no different from running on gasoline while also reducing life cycle greenhouse gas emissions by at least 20%.

Two of these vehicles are powered by hybrid-electric technology. These vehicles typically have improved fuel economy ranging from 5-75% over non-hybrid comparative vehicles. Improved fuel economy equals less fuel used which reduces cost and tailpipe criteria air pollutant and greenhouse gas emissions.

Two of these vehicles are electrically powered. Electric vehicles contribute to the City's goal of making its vehicle fleet carbon-neutral by 2020. They emit zero tailpipe emissions. In addition, electric vehicles charged on the Austin Energy Plug-in Everywhere network are powered using GreenChoice (100% renewable energy) power, eliminating criteria air pollutant and greenhouse gas emissions.

The vehicles in this RCA have been recommended for purchase utilizing a process that involves the Fleet Officer, affected Department Directors, and Assistant City Managers (ACMs). ACM approval is required for all new additions to the City's fleet prior to any requests being made to the Purchasing Office.

Departments review the list of vehicles determined eligible by Fleet Services for replacement based on mileage, hours of use, and maintenance costs. From that list, priority uses were determined within the departments, and the proposed vehicle was reviewed by the Fleet Service Center Manager to insure the specified vehicle is appropriate for the use.

All of these replacement vehicles have met the Fleet Officer's eligibility criteria for replacement. The Fleet Service Center Managers have inspected each vehicle to be replaced and determined that the mileage or hours of use of each vehicle proposed for replacement cannot be increased without risking a significant increase in repair costs and loss of productivity due to down time.

### Watershed Protection

4 Dodge 3500 Crew Cab Trucks – New

# AGENDA



## Recommendation for Council Action (Purchasing)

Austin City Council	Item ID:	32892	Agenda Number	<ITEM_OUTLINE>
Meeting Date:	May 22, 2014			
Department:	Purchasing			
Subject				
<p>Authorize award and execution of two 36-month requirements supply contracts with HESSELBEIN TIRE SOUTHWEST, INC. AND YOUNGBLOOD AUTOMOTIVE &amp; TIRE, LLC to provide tires and tubes in a total amount not to exceed \$4,833,807 each and combined, with three 12-month extension options in a total amount not to exceed \$1,611,269 per extension option each and combined, for a total contract amount not to exceed \$9,667,614 each and combined; or consistent with the City's authority under statute to consider a bidder's local presence in awarding contracts, authorize award and execution of three 36-month requirements supply contracts with HESSELBEIN TIRE SOUTHWEST, INC., KANDO PARTNERS DBA KLINGEMANN AMERICAN CAR CARE CENTER, AND YOUNGBLOOD AUTOMOTIVE &amp; TIRE, LLC to provide tires and tubes in a total amount not to exceed \$4,845,711 each and combined, with three 12-month extension options in a total amount not to exceed \$1,615,237 per extension option each and combined, for a total contract amount not to exceed \$9,691,422 each and combined.</p>				
Amount and Source of Funding				
<p>Funding in the amount of \$648,015 is available in the Fiscal Year 2013-2014 Operating Budget of the Fleet Services Department and funding in the amount of \$25,000 is available in the Fiscal Year 2013-2014 Operating Budget of the Aviation Department. Funding for the remaining 31-months of the original contract period and extension options is contingent upon available funding in future budgets.</p>				
Fiscal Note				
<p>There is no unanticipated fiscal impact. A fiscal note is not required.</p>				
Purchasing Language:	Lowest bid received meeting specifications.			
Prior Council Action:				
For More Information:	Jonathan Dalchau, Senior Buyer, 512-974-2938			
Boards and Commission Action:	May 14, 2014 - To be approved by the Austin Airport Advisory Commission.			
MBE / WBE:	This contract will be awarded in compliance with City Code Chapter 2-9D (Minority-Owned and Women-Owned Business Enterprise Procurement Program). No subcontracting opportunities were identified; therefore, no goals were established for this contract.			
Related Items:				
Additional Backup Information				

This contract is for the purchase of automotive, truck and off-the-road (OTR) tires including tubes for the City's fleet of vehicles. Excluding the Austin Police Department (APD) units, the City currently has 1,759 passenger and light-duty vehicles, 409 medium-duty trucks, 970 heavy-duty trucks, and 4,666 off-the-road vehicles in its fleet. This contract will establish a reliable source for the purchase of replacement tires for these vehicles. The tires for the APD units are purchased from a separate contract. Although the majority of tires purchased for City-owned vehicles are from Bridgestone-Firestone and Michelin manufacturers, this contract will allow for the purchase of tires from other manufacturers.

Recommended vendor awards are based on tire manufacture. Tire manufactures considered are Bridgestone, Carlisle, Crosswind, Deestone, Duramax, Firestone, Galaxy, Hercules, Michelin, Supermax, and Superstrong.

MBE/WBE solicited: 2/0

MBE/WBE bid: 0/0

**BID TABULATION:**

**IFB JRD0009**

**Tires and Tubes  
(66 line items)**

<b><u>Vendor</u></b>	<b><u>Total Bid Sample Items (Item Lines Bid)</u></b>	<b><u>Total Award (Item Lines Award)</u></b>
GCR Tire Centers Pflugerville, TX	\$1,136,144 (66 of 66)	
Southern Tire Mart Columbia, MS	\$1,158,277 (66 of 66)	
Kando Partners Austin, TX	\$1,164,211 (66 of 66)	
<b>Hesselbein Tire Southwest San Antonio, TX</b>	<b>\$1,167,703 (66 of 66)</b>	<b>\$202,555 (32 of 65)</b>
<b>Youngblood Automotive &amp; Tire Austin, TX</b>	<b>\$1,205,192 (66 of 66)</b>	<b>\$997,693 * (33 of 65)</b>
Beasley Tire Service Houston, TX	\$1,395,059 (66 of 66)	
Tire Centers Austin, TX	\$1,475,034 (66 of 66)	
The Goodyear Tire & Rubber Co. Austin, TX	\$893,969 (38 of 66)	
Paosum Global	**	

\* Located outside the City of Austin Taxing District

\*\* Vendor was deemed non-responsive.

**ALTERNATE BID TABULATION IF LOCAL PREFERENCE IS INVOKED:**

<b><u>Vendor</u></b>	<b><u>Total Bid Sample Items</u> <u>(Item Lines Bid)</u></b>	<b><u>Total Award</u> <u>(Item Lines Award)</u></b>
GCR Tire Centers Pflugerville, TX	\$1,136,144 (66 of 66)	
Southern Tire Mart Columbia, MS	\$1,158,277 (66 of 66)	
<b>Kando Partners Austin, TX</b>	<b>\$1,164,211 (66 of 66)</b>	<b>\$192,191 * (31 of 65)</b>
<b>Hesselbein Tire Southwest San Antonio, TX</b>	<b>\$1,167,703 (66 of 66)</b>	<b>\$14,333 (1 of 65)</b>
<b>Youngblood Automotive &amp; Tire Austin, TX</b>	<b>\$1,205,192 (66 of 66)</b>	<b>\$997,693 ** (33 of 65)</b>
Beasley Tire Service Houston, TX	\$1,395,059 (66 of 66)	
Tire Centers Austin, TX	\$1,475,034 (66 of 66)	
The Goodyear Tire & Rubber Co. Austin, TX	\$893,969 (38 of 66)	
Paosum Global	***	

\* Recommended using Local Preference

\*\* Located outside the City of Austin Taxing District

\*\*\* Vendor was deemed non-responsive.

A complete bid tabulation is on file in the Purchasing Office and is on the City of Austin, FSD Purchasing Office website.

**PRICE ANALYSIS**

- a. Adequate competition.
- b. Ninety notices were sent, including 2 MBEs and 0 WBEs. Nine Bids were received with no MBEs/WBEs responding.
- c. The pricing offered reflects a 2% decrease when comparing similar lines to the last contract award in April 2012.

**APPROVAL JUSTIFICATION**

- a. Lowest bids received meeting specifications.
- b. The Purchasing Office concurs with the Fleet Service's recommended award for local preference.
- c. Advertised in the Austin American-Statesman and on the Internet.

# AGENDA



## Recommendation for Council Action (Purchasing)

Austin City Council	Item ID:	32685	Agenda Number	<ITEM_OUTLINE>
Meeting Date:	May 15, 2014			
Department:	Purchasing			
Subject				
<p>Authorize award and execution of a 36-month requirements service contract with EQUIPMENT DEPOT to provide aerial man lift preventative maintenance and repair services, in an amount not to exceed \$180,828, with three 12-month extension options in an amount not to exceed \$60,276 per extension option, for a total contract amount not to exceed \$361,656.</p>				
Amount and Source of Funding				
<p>Funding in the amount of \$20,092 is available in the Fiscal Year 2013-2014 Operating Budget of the Aviation Department. Funding for the remaining 32 months of the original contract period and extension options is contingent upon available funding in future budgets.</p>				
Fiscal Note				
<p>There is no unanticipated fiscal impact. A fiscal note is not required.</p>				
Purchasing Language:	Sole bid received			
Prior Council Action:				
For More Information:	Sai Xoomsai, Senior Buyer, 512-972-4016			
Boards and Commission Action:	To be reviewed by the Airport Advisory Board 5/13/2014.			
MBE / WBE:	This contract will be awarded in compliance with City Code Chapter 2-9C (Minority-Owned and Women-Owned Business Enterprise Procurement Program). No subcontracting opportunities were identified; therefore, no goals were established for this solicitation.			
Related Items:				
Additional Backup Information				
<p>This contract is to provide monthly, quarterly, annual, and bi-annual preventative maintenance and repair services on an as-needed basis of aerial man lifts for the Aviation Department (ABIA). This contract will provide the complete on-site maintenance, emergency repairs, and replacement repair parts. This contract is necessary to support the ABIA Building Maintenance Unit by providing a reliable and continuous preventative and repair service contract for the seven aerial man lifts.</p>				
MBE/WBE solicited: 0/0		MBE/WBE bid: 0/0		

### **BID TABULATION**

**IFB No. NKA0004  
Aerial Man Lifts Inspection, Maintenance, and Repair Services  
54 line items**

<b><u>Vendor</u></b>	<b><u>Total Price</u></b>
<b>Equipment Depot Pflugerville, TX 78660</b>	<b>\$60,276.00</b>

A copy of complete bid tabulation is on file in the Purchasing Office and is on the City of Austin, FASD Purchasing Office website.

### **PRICE ANALYSIS**

- a. Sole bid. The solicitation was originally advertised for a period of seventeen days and the bid opening was extended an additional fourteen days in an attempt to increase Vendor interest. Other Vendors were contacted and made a business decision not to submit a bid.
- b. One hundred twelve notices were sent. There are no known MBEs and WBEs for this commodity code. One bid was received.
- c. This is the first purchase of its type; therefore, there is no pricing history available.

### **APPROVAL JUSTIFICATION**

- a. Sole bid received.
- b. The Purchasing Office concurs with the Aviation Department's recommended award.
- c. Advertised in the Austin American-Statesman and on the Internet.