



Voucher Holders Need Not Apply

Morgan Morrison
Austin Tenants' Council
May 28, 2014



Survey Questions

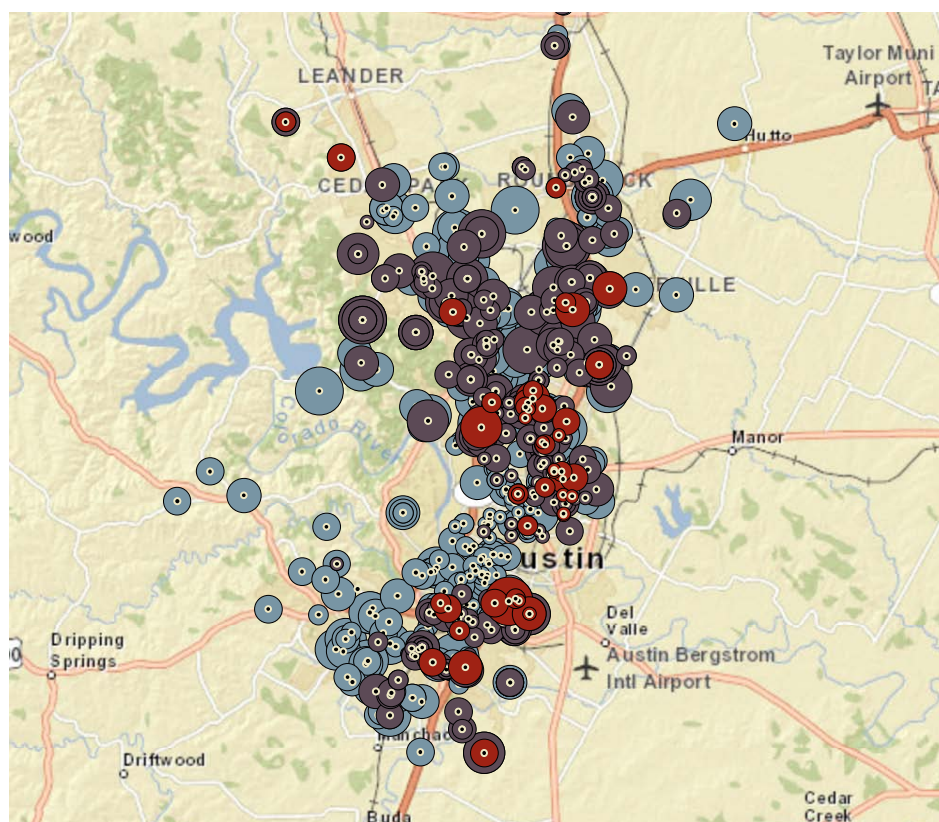
- What is the rent for a two-bedroom apartment?
- Do you have any minimum monthly income requirements at your complex, such as “income must be at least three times the rent”?
- Do you accept Section 8 vouchers?
- If there is a minimum income requirement, how does a Section 8 subsidy apply? Is the tenant’s income compared to the market rent or to the portion of the rent the tenant pays as a voucher holder?

More than half of all rental units in Austin MSA surveyed.



	Bastrop County	Caldwell County	Hays County	Travis County	Williamson County	Austin MSA
Total number of rental units in 2010 Census	5,924	3,740	19,073	194,452	46,822	270,011
Number of complexes surveyed	4	3	31	470	92	600
Number of units in survey	504	232	4,926	109,183	25,074	139,919
Surveyed units as a percentage of total units	9%	6%	26%	56%	54%	52%

More than half of all rental units in Austin MSA surveyed.

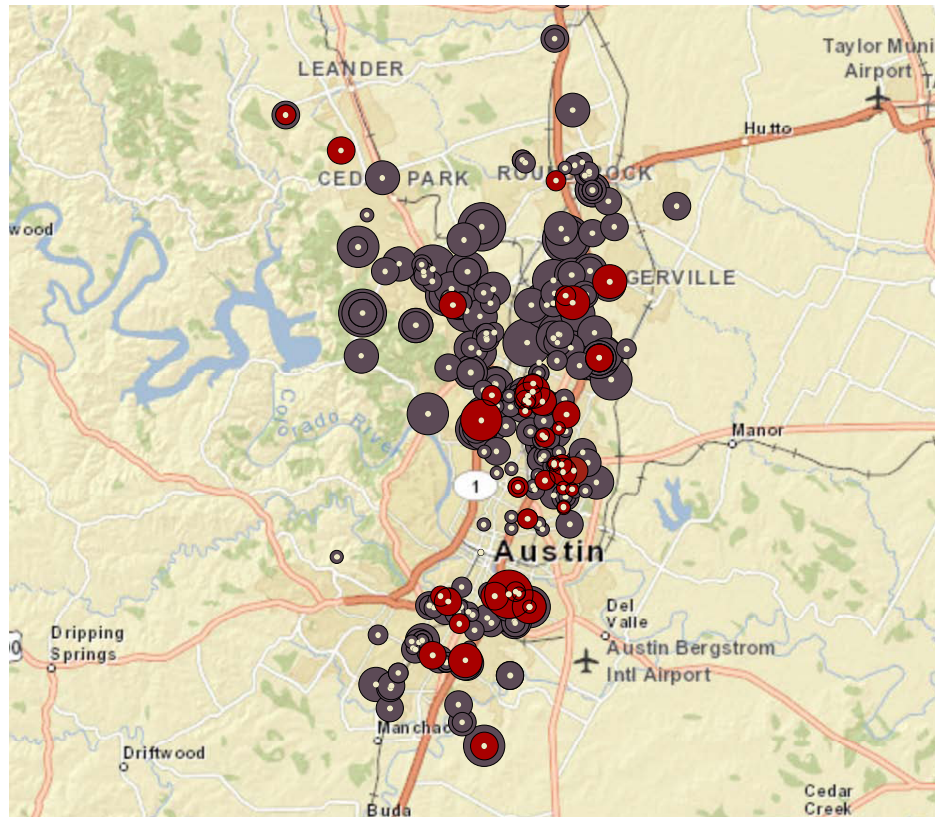


78,217 units surveyed have rents within the HCVP Fair Market Rent limits.



	Bastrop County	Caldwell County	Hays County	Travis County	Williamson County	Austin MSA
Total number of rental units in 2010 Census	5,924	3,740	19,073	194,452	46,822	270,011
Units with rents within VPS	504	232	2,776	59,420	15,285	78,217
Percentage of units with rents within VPS	9%	6%	15%	31%	33%	29%

78,217 units surveyed have rents within the HCVP Fair Market Rent limits.

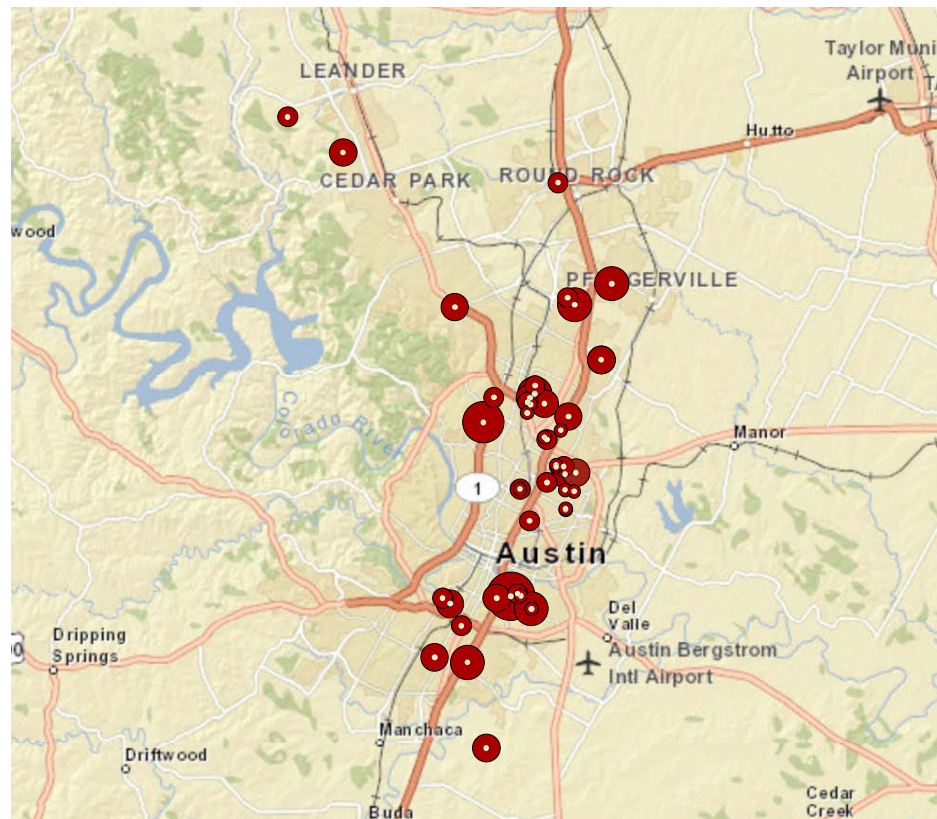


But only 8,590 of the units surveyed are actually available for possible rental by HCVP recipients.



	Bastrop County	Caldwell County	Hays County	Travis County	Williamson County	Austin MSA
Units in survey	504	232	4,926	109,183	25,074	139,919
Units above VPS	0	0	2,150	49,763	9,789	61,702
Units with rents within VPS yet refuse HCVP	502	232	2,712	51,021	14,135	68,602
Units with rents within VPS and accept HCVP	2	0	64	8,399	1150	9,615
Units with income requirements that exclude HCVP recipients	0	0	0	579	446	1,025
Units affordable and available to HCVP recipients without restrictions	2	0	64	7,820	704	8,590
% of units affordable and available to HCVP recipients without restrictions	0%	0%	1%	7%	3%	6%

But only 8,590 of the units surveyed are actually available for possible rental by HCVP recipients.



Only 6% of units surveyed are open to voucher holders.

