

Austin Animal Center







Monthly Report

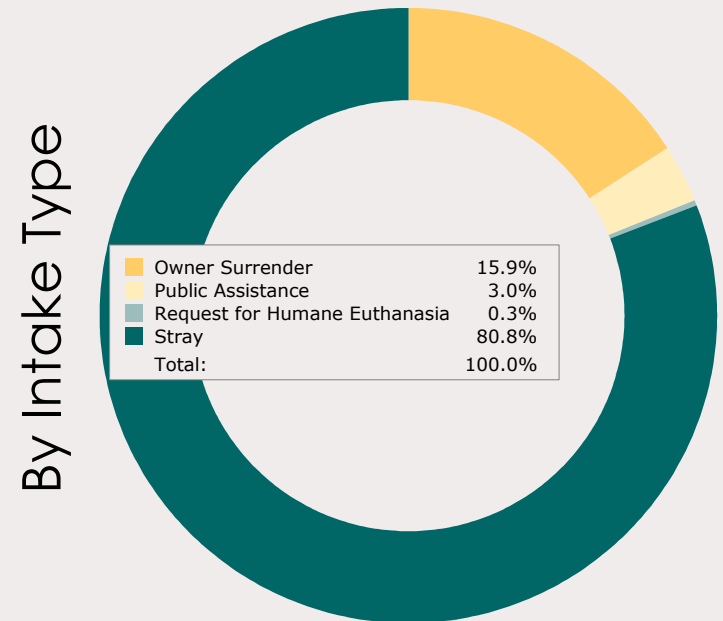
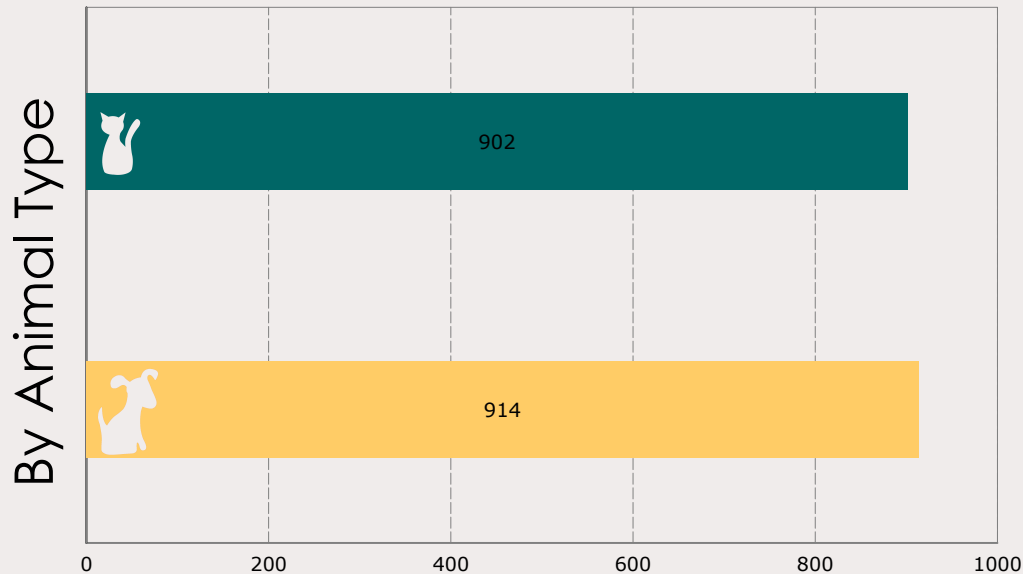
May 2014

City of Austin
Animal Services Office, Austin Animal Center
7201 Levander Loop Bldg A, Austin, TX 78702



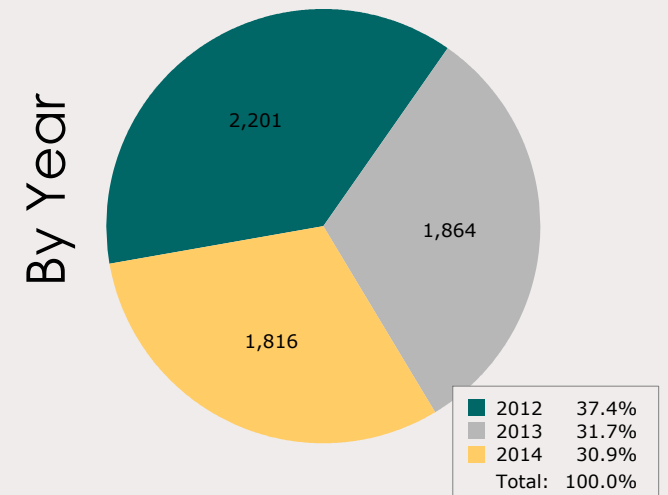
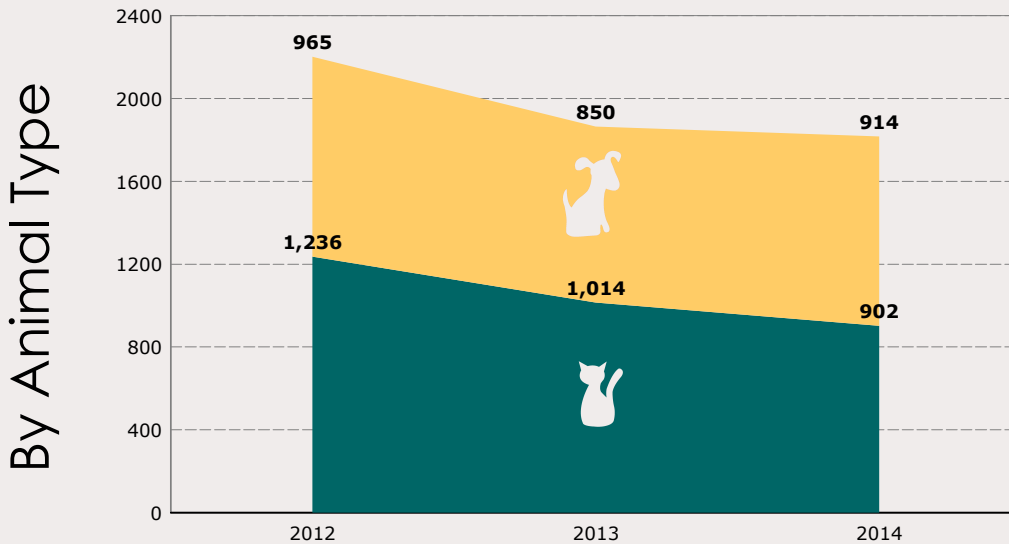
May 2014 Intakes

	 Neonatal Kitten	 Kitten	 Adult Cat	 Neonatal Puppy	 Puppy	 Adult Dog	Total
Neonatal Kitten/Puppy: < 6 weeks old Kitten/Puppy: >= 6 weeks old & < 1 year old Adult Cat/Dog: >= 1 year old							
Owner Surrender	20	47	68	4	38	112	289
Public Assistance	1	2	0	0	11	41	55
Request for Humane Euthanasia	0	0	2	0	0	3	5
Stray	428	190	144	78	176	451	1,467
Total	449	239	214	82	225	607	1,816









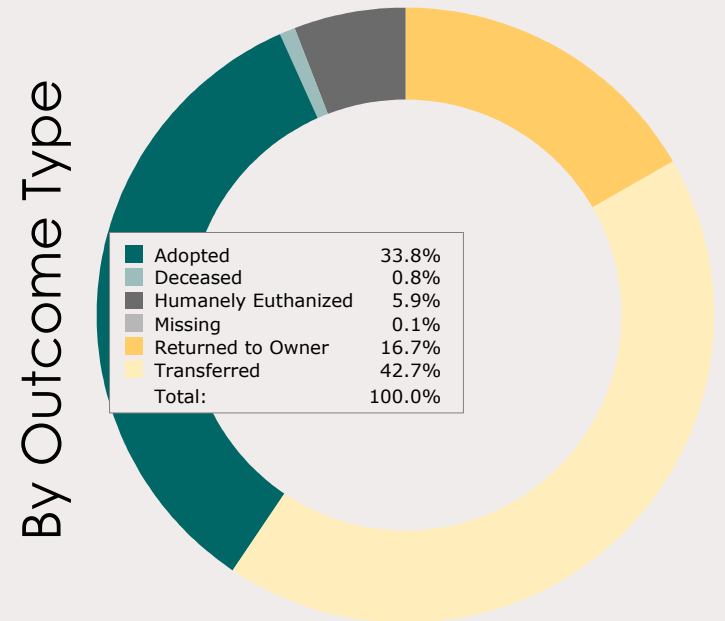
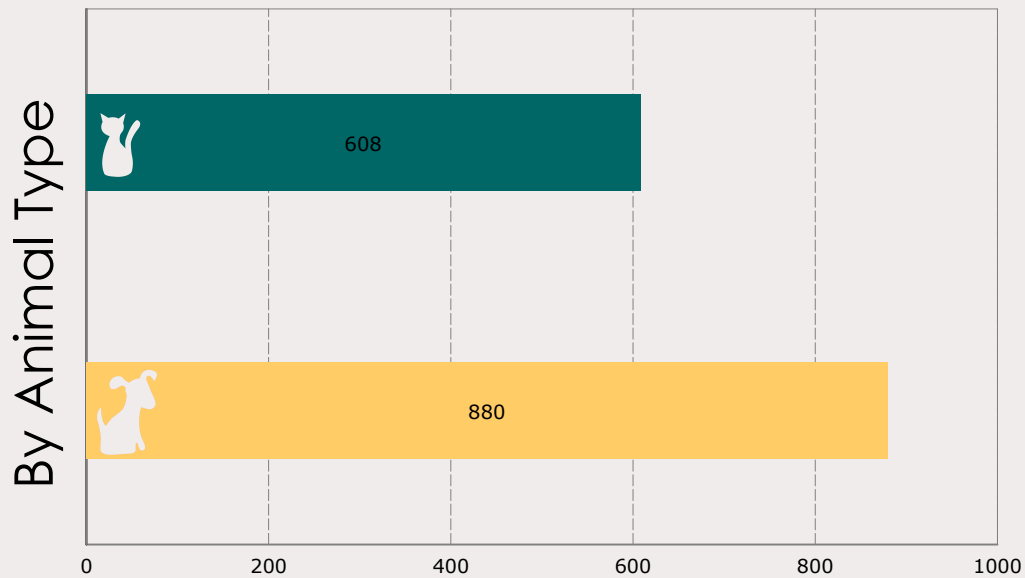
May 2012 to 2014 Intakes

	2012			2013			2014		
	Cats	Dogs	Total	Cats	Dogs	Total	Cats	Dogs	Total
Owner Surrender	300	244	544	228	191	419	135	154	289
Public Assistance	4	65	69	8	35	43	3	52	55
Request for Humane Euthanasia	1	2	3	3	6	9	2	3	5
Stray	931	654	1,585	775	618	1,393	762	705	1,467
Total	1,236	965	2,201	1,014	850	1,864	902	914	1,816



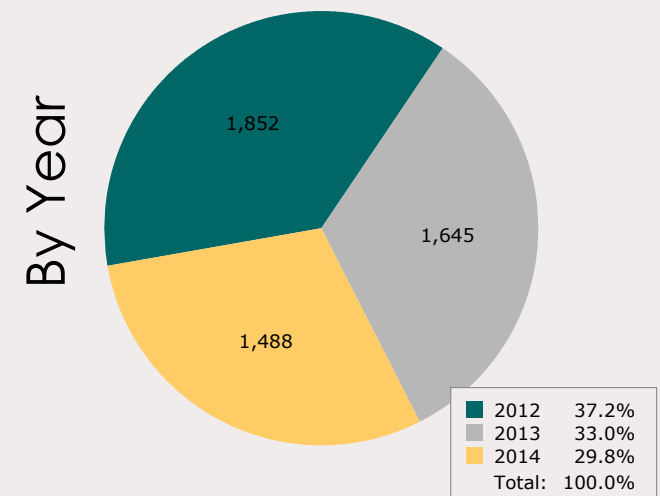
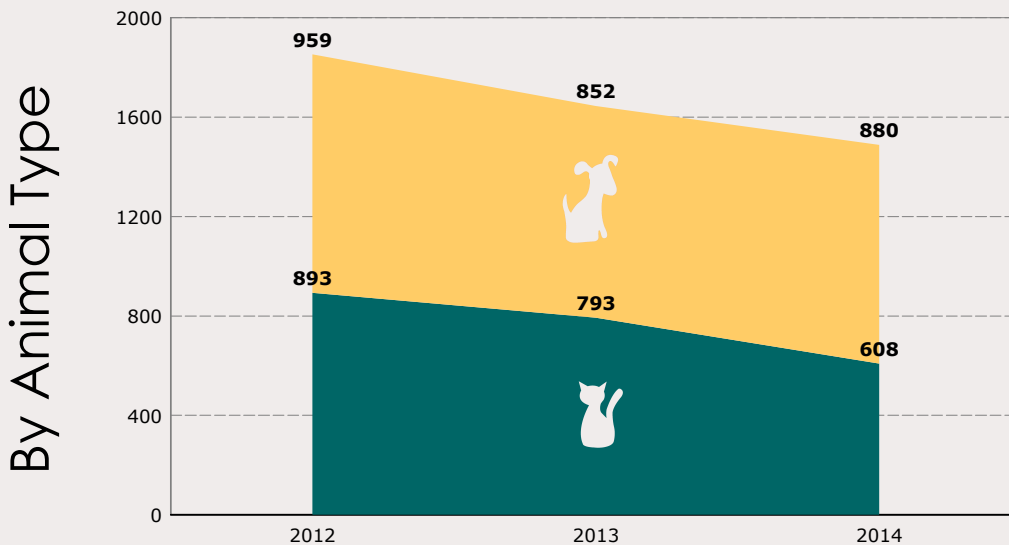
May 2014 Outcomes

							Total
Neonatal Kitten/Puppy: < 6 weeks old Kitten/Puppy: >= 6 weeks old & < 1 year old Adult Cat/Dog: >= 1 year old	Neonatal Kitten	Kitten	Adult Cat	Neonatal Puppy	Puppy	Adult Dog	Total
Adopted	0	113	35	0	126	229	503
Deceased	4	3	1	0	1	3	12
Humanely Euthanized	13	4	17	1	4	49	88
Missing	0	0	0	0	0	1	1
Returned to Owner	0	4	14	0	25	206	249
Transferred	225	69	106	32	81	122	635
Total	242	193	173	33	237	610	1,488



May 2012 to 2014 Outcomes

	2012			2013			2014		
	Cats	Dogs	Total	Cats	Dogs	Total	Cats	Dogs	Total
Adopted	227	440	667	205	360	565	148	355	503
Deceased	22	2	24	10	5	15	8	4	12
Humanely Euthanized	98	61	159	57	49	106	34	54	88
Missing	0	0	0	0	0	0	0	1	1
Returned to Owner	18	184	202	33	192	225	18	231	249
Transferred	528	272	800	488	246	734	400	235	635
Total	893	959	1,852	793	852	1,645	608	880	1,488



May 2012 to 2014 Total Live Outcome Rates

May 2014 Total Live Outcome Rate: **94%**

