



Water Conservation Program Update 3rd Quarter FY2014

Resource Management Commission

July 15, 2014

Mark Jordan

Water Conservation Program Coordinator

FY14 3rd Qtr Highlights

- New rebate programs launched:
 - Drought Tool Kit
 - “Bucks for Business”
 - Commercial Kitchen
- 3rd Commercial e-newsletter published
- Awards given for AWU/AE low income and Multi-Family conservation partnerships

Program participation

- Meeting/exceeding projected activity levels:
 - Residential Rainwater Rebate Program
 - Drought Survival Tool Kit
 - WaterWise Landscape
 - ICI Rebate Programs
 - Aerator/Showerhead Distribution
- Projected summertime increases
 - Residential Irrigation System Rebate Applications
- Lower than projected activity levels
 - Commercial Rainwater Rebate Program

AISD Conservation

School	Annual Potential Savings (gallons)	Percent Reduction in Water Consumption	Investment	Annual Cost Savings	Simple Payback Period (years)
Murchison	2,776,744	33	\$86,755	\$39,102	2.2
LBJ	1,780,653	23	\$68,386	\$26,120	2.6
Crockett	7,035,095	38	\$124,869	\$176,337	0.7
Travis	1,728,518	28	\$81,735	\$44,623	1.8
Eastside-Memorial	828,890	14	\$57,947	\$17,310	3.3
Lanier	3,419,335	25	\$74,014	\$55,962	1.3
Austin	6,420,321	35	\$107,193	\$171,458	0.6
	Total: 23,989,556		Total: \$600,899	Total: \$530,912	Aggregate: 1.13

Conservation Outreach

(estimated persons reached)



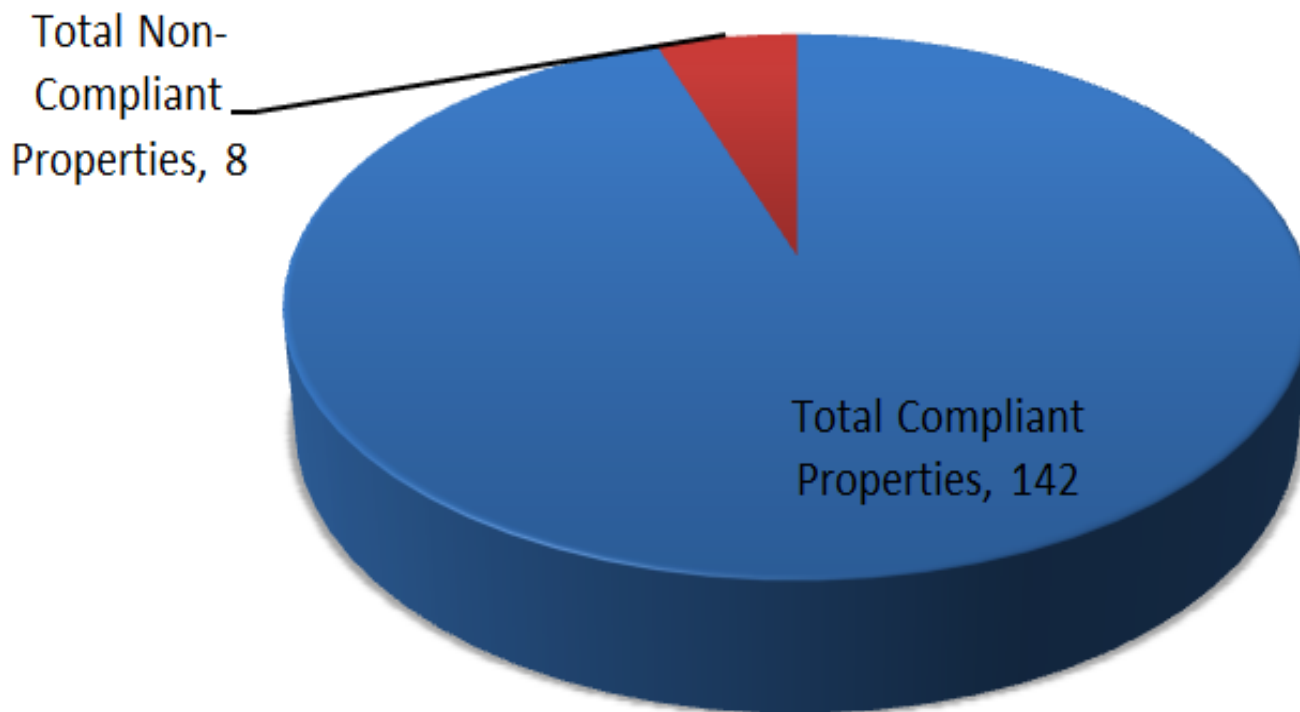
- Events/Booths: 7,750
- Public Presentations: 3,867
- School Presentations: 17,868 students
- Regional Networking
 - CTWEN, TAWWA, Region K, LCRA Firm Customers, LCRA Partnership Agreement, WCAC

FY14 Water Waste Enforcement

311 Reports	Postcards	Warnings	Citations	Total
2,804	1,887	1,312	1	
Administrative Fine Breakdown				
Sector	Commercial	Multi-Family	Residential	
Accounts	60	12	35	107
\$ Amount (potential max.)	\$32,625	\$5,650	\$5,700	\$43,975
Citation Breakdown				
Sector	Commercial	Multi-Family	Residential	
Accounts	0	0	1	1
\$ Amount (potential max.)			\$475	\$475

Car Wash Inspection Program

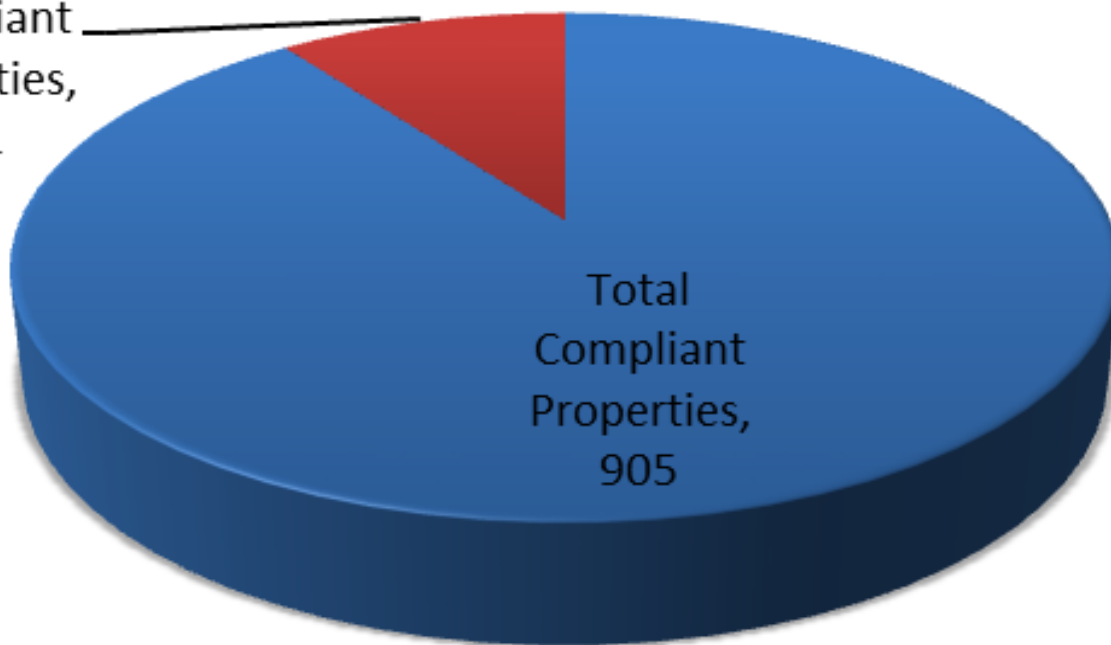
FY 14 YTD Car Wash Breakdown



Irrigation System Inspections

FY 14 YTD Irrigation Program

Total Non-
Compliant
Properties,
101



Total
Compliant
Properties,
905

FY14 Breakdown of Administrative Fines

Water Waste Violation	\$43,975
Car Wash Efficiency Program	\$51,530
Commercial/MF Irrigation System Inspection Program	\$74,850
Total Fines	\$170,355

Reclaimed Water Use



- **FY14 To-Date: 667.93 MG (63 customers)**
- **FY13: 1.47 BG (59 customers)**
- **FY12: 1.52 BG (43 customers)**
- **FY11: 1.45 BG (40 customers)**
- **FY10: 1.09 BG (36 customers)**

Looking Ahead – FY14 4th Qtr

- Consultant report on city codes and auxiliary water issues
- City facility efficiency audit contract
- Grow Green Landscape Professional Training August 6
- ICI Technical Workshop September 24

Drought Update



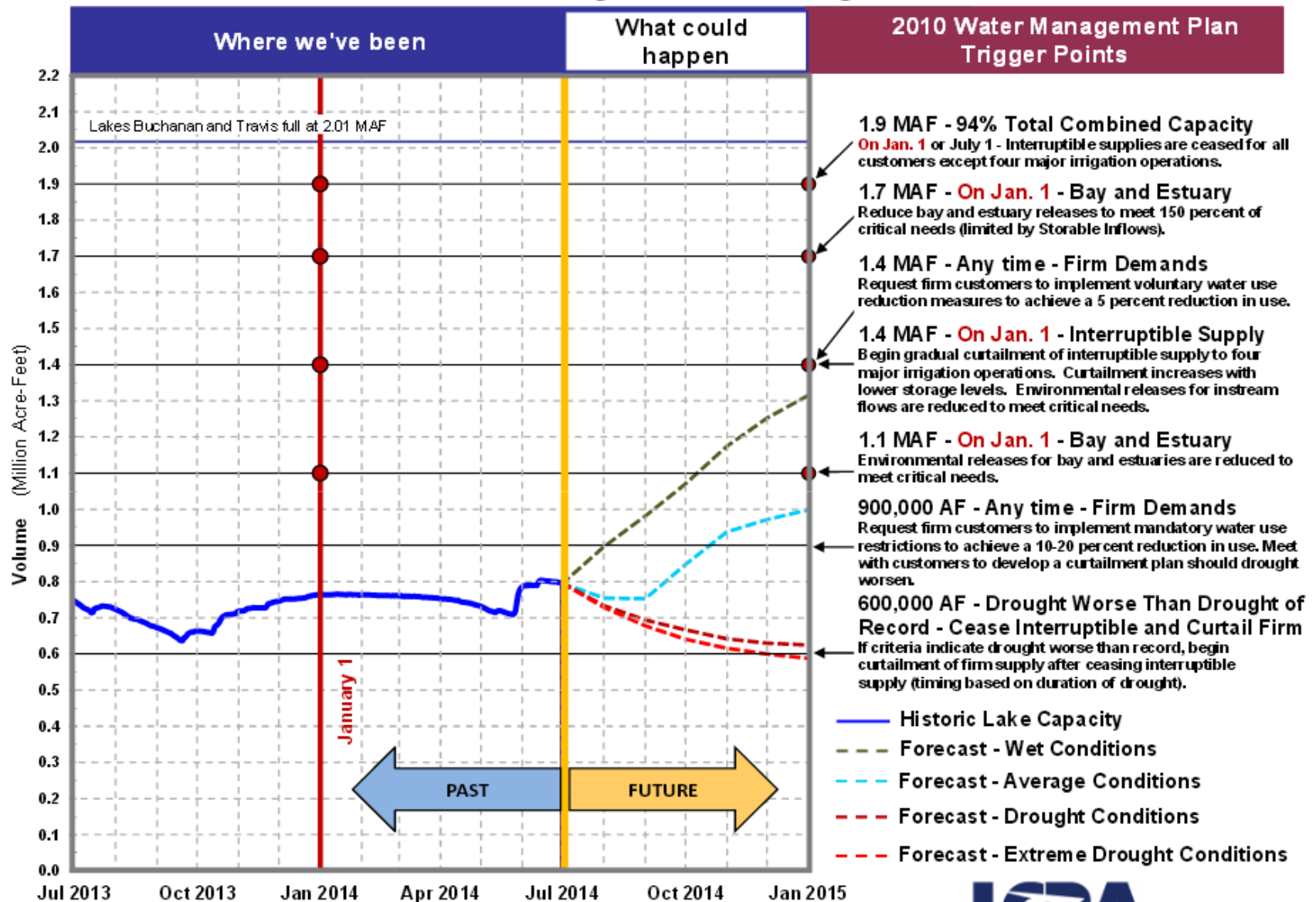
Weather outlook



- Another hot, dry summer is expected
- Recent rains have lessened chances of falling below 600,000 AF this year
- Lake levels not this high since April 2013
- El Nino could bring drought relief this Fall

Highland Lakes Storage *

Item #11



Note: MAF equals 1 Million Acre-Feet

One Acre-Foot (a-f) equals 325,851 gallons.

Date: July 1, 2014

* Based on persistent dry conditions and emergency drought relief measures affirmed by TCEQ on Feb. 26, April 30, and June 4, 2014, and additional emergency relief suspending releases of interruptible stored water for customers in the Gulf Coast, Lakeside and Pierce Ranch irrigation operations through the end of the irrigation season.



Stage 2 remains in place



- Combined storage currently at 780,000 AF (39%)
- Stage 2 (1 day per week watering) in effect since September 4, 2012
- Stage 3 trigger possible this Fall if severe drought conditions persist



Mark Jordan

Water Conservation Program Coordinator

(512) 974-3901

mark.jordan@austintexas.gov

www.waterwiseaustin.org