



## Austin Airport Advisory Commission

### REGULAR MEETING MINUTES

March 10, 2015

The Austin Airport Advisory Commission convened in a regular meeting on March 10, 2015 at 2716 Spirit of Texas Drive, in Room 157 in Austin, Texas.

#### **Board Members in Attendance:**

Dale Murphy, Chair  
James Kelsey

Teddy McDaniel, III

Stephanie

Trinh

#### **Board Members Absent:**

Steven Hart

George Farris

Ernest Saulmon

#### **Staff in Attendance:**

Susana Carbajal, David Arthur, Robert Hengst, Dowana Trantham, Phillip Bays, Stephanie Tucker, Royce Traywick, Clarence McKinney, Valerie Slaughter, Joe Medici and Jim Halbrook.

#### **Others Present:**

Chris Coons, KSA  
Sean Brennan, Reynolds Smith & Hill  
Josh Crawford, Garver  
Brice Allen, Atlantic

#### **Welcome & Call the Meeting to Order:**

Dale Murphy called the meeting to order at 5:15 p.m.

#### **1. CITIZENS COMMUNICATIONS:**

None.

#### **2. APPROVAL OF MINUTES –**

a) February 10, 2015

Motion to approve the minutes. Motion made by James Kelsey and seconded by Teddy McDaniel, III. Motion passed 4-0. (Commission Members George Farris, Steven Hart, and Ernest Saulmon were absent at this vote).

### **3. STAFF BRIEFING, REPORTS AND PRESENTATIONS**

- a) Planning & Engineering Capital Improvement Project Monthly Status Reports
- b) Airport Tenant Updates – presented by Stephanie Tucker, Aviation Department.
- c) Finance & Operations Reports for Fiscal Year 2015 to date – presented by David Arthur, Aviation Department.
- d) Ground Transportation Staging Area (GTSA) Transactions Report for February, 2015 – presented by Clarence McKinney, Aviation Department.

### **4. ABIA Action Items**

- a) Vote on a recommendation to City Council regarding the following:

- i. Approve Airport Capital Improvement Program 2016.

Motion to approve action item made by Teddy McDaniel, III and seconded by James Kelsey. Motion passed 3-0-1 (Commission Members George Farris, Steven Hart, and Ernest Saulmon were absent at this vote). Commission Chair Dale Murphy abstained from this vote.

- ii. Authorize award and execution of a 12-month contract with CONVERGINT TECHNOLOGIES, LLC for maintenance and technical support for the security system at the Austin-Bergstrom International Airport in an amount not to exceed \$191,840, with four 12-month extension options in an amount not to exceed \$197,260 for the first extension option, \$197,860 for the second extension option, \$198,460 for the third extension option, and \$199,060 for the fourth extension option, for a total contract amount of not to exceed \$984,480.

Motion to approve action item made by James Kelsey and seconded by Stephanie Trinh. Motion passed 4-0 (Commission Members George Farris, Steven Hart, and Ernest Saulmon were absent at this vote).

- iii. Authorize award and execution of two 36-month contracts with VIDTRONIX TICKET & LABEL, LLC and OMNIDATA SERVICES GROUP, LLC for the purchase of as-needed replacement parts for the shared-use passenger processing system at the Austin-Bergstrom International Airport in an amount not to exceed \$450,000 each and combined, with two 12-month extension options in an amount not to exceed \$150,000 each and combined per extension

option, for a total contract amount not to exceed \$750,000 each and combined.

Motion to approve action item made by Teddy McDaniel, III and seconded by James Kelsey. Motion passed 4-0 (Commission Members George Farris, Steven Hart, and Ernest Saulmon were absent at this vote).

- iv. Authorize award and execution of a 43-month contract through the National Joint Powers Alliance with W.W. GRAINGER, INC., to purchase industrial supplies, equipment, tools, and services in an amount not to exceed \$16,500,000, with one 12-month extension option in an amount not to exceed \$4,500,000, for a total contract amount not to exceed \$21,000,000.

Motion to approve action item made by James Kelsey and seconded by Teddy McDaniel, III. Motion passed 4-0 (Commission Members George Farris, Steven Hart, and Ernest Saulmon were absent at this vote).

## 5. NEW BUSINESS

Transportation Network Companies (TNC) discussion next month.

## 6. OLD BUSINESS

- a) Status of action items upon which the Commission has made a recommendation to Council.

Authorize the use of the construction manager-at-risk method of contracting for construction of the new ABIA Parking Garage with Administration Offices Project at the Austin-Bergstrom International Airport (ABIA). **[Item went to City Council on February 26, 2015 and was referred to a committee.]**

Authorize execution of a construction contract with R.E.C. INDUSTRIES, INC., for the ABIA Terminal Boiler Replacement project in the amount of \$422,487 (base bid + alternate) plus a \$42,248 contingency, for a total contract amount not to exceed \$464,735. **[Item went to City Council on February 26, 2015 and passed.]**

Authorize award, negotiation, and execution of a concession agreement with E-Z Rent-A-Car, or one of the other qualified offerors to the Consolidated Rental Car Facility New Entrant Request for Proposal, to operate an on-airport rental car concession at Austin-Bergstrom International Airport. **[Item went to City Council on February 12, 2015 and passed.]**

Authorize award, negotiation, and execution of a concession agreement with Fox Rent-A-Car, or one of the other qualified offerors to the Consolidated Rental Car Facility New Entrant Request for Proposal, to operate an on-airport rental car concession at Austin-Bergstrom International Airport. **[Item went to City Council on February 12, 2015 and passed.]**

Authorize award and execution of a 36-month contract with CDW GOVERNMENT, LLC., to provide electric visual display systems for Austin-Bergstrom International Airport in an amount not to exceed \$1,600,000, with two 12-month extension options in an amount not to exceed \$200,000 per extension option, for a total contract amount not to exceed \$2,000,000. **[Item went to City Council on February 26, 2015 and was referred to a committee.]**

Authorize award and execution of a 12-month contract through the Texas Local Government Purchasing Cooperative (BuyBoard) with ARNOLD OIL COMPANY OF AUSTIN, LP, for oil, grease, and lubricants in an amount not to exceed \$349,031, with two 12-month extension options in a total amount not to exceed \$349,031 per extension option, for a total contract amount not to exceed \$1,047,093. **[Item went to City Council on February 26, 2015 and passed.]**

## **7. FUTURE AGENDA ITEMS**

### **ADJOURNMENT.**

Motion to adjourn was made by Ernest Saulmon and seconded by Teddy McDaniel, III. Motion passed 5-0 (Commission Members George Farris and Steven Hart were absent at this vote).

Meeting was adjourned at 6:02 p.m.

**Date of next meeting:** April 14, 2015.

Monthly Report - Austin Airport Advisory Commission with Financials

Project		Subproject	Subproject Manager	Current Subproject Status Info	FDU	Expenses YTD	Spend Plan Amount - Budget - FDU Level - Current Year	
5415	ABIA Terminal Improvements	ABIA Terminal Electrical Improvements	5415.050	Stalder, Ricky	Met with Warden Construction rep and walked the job. Waiting for Warden to submit pricing.	4910 8107 3168		\$400,000
		ABIA Terminal Area Spalling Improvements	5415.054	Pirtle, Robert	The installation of remaining roadway expansion joint covers has been on hold until the end of the winter season. The Aviation Department has selected a new expansion joint cover plate system for the pedestrian sidewalk areas in front of the Terminal Building. The Aviation Department approved Restak's mock-up of the new system and is preparing a cost proposal for the work required to remove the previously installed, but failed sealant in the roadway and pedestrian expansion joints. The Owner will pursue recovery for the failed joint material from the manufacturer, Sika.	4910 8107 3172	\$155,072	\$324,407
		ABIA Terminal Fire Protection Improvements- Phase 2	5415.056	Pirtle, Robert	The Contractor is substantially complete with all work on the project. Substantial Completion documents for all work zones have been issued. The new SouthTek Nitrogen system (to replace the faulty Potter system) has been approved by Change Order and the equipment has been ordered. The work is expected to take about two months to complete.	4910 8107 3176 4910 8107 6055	\$26,410	\$0
		Terminal Improvements 2012	5415.059	Jones, Burton	No change.	4911 8107 A176 4910 8107 3180 4910 8107 6053 4911 8107 A180	\$426,012 \$24,885 \$5,950	\$800,000 \$1,238,944 \$25,294 \$0
		Terminal East Infill Project	5415.065	Jones, Burton	Construction work is proceeding in the Concourse security gate area, the TSA offices back of house, and the Customs offices back of house, as well as the SUPS baggage carousel on the Apron level. It is projected that the Concourse area will open in May, the TAS and Customs areas will be substantially complete in August, and the EDS installation will be substantially complete in December of 2015.	4910 8107 3215 4910 8107 G215 4911 8107 A215 4912 8107 B060 4912 8107 B215	\$35,693 \$0 \$324,867 \$16,458,179	(\$117,027) \$4,994,437 \$1,026,750 \$400,000 \$26,148,458
		Records Management Implementation	5415.066	Medici, Joseph	Vendor has completed required work and provided deliverables to the Department. Aviation is studying options for delivery the balance of project needs.	4910 8107 3216	\$32,617	\$350,000
		Terminal Directories	5415.069	Vonstein, Alison	AIPP portion to be done (4910-8107-3257). Janice White and Robin Camp to work on.	4910 8107 3257		\$4,820
		Terminal Improvements 2013-Phase 8	5415.087	Smythe-Macaulay, David	Staff comments to Jamail & Smith's proposal dated 2/27/2015 will be today and a revised proposal is due the week of 4/6/2015. Construction is estimated to start in June 2015 to the Trash Chute on the west side of the terminal. The Fall Protection work will also start at the same time. Once construction on the west side is complete and the Trash Chute is back in operation, work will immediately commence on the Trash Chute on the east side of the terminal. All work is expected to be complete by October 2015.	4910 8107 3244 4911 8107 A244	\$36,183 \$54,981	\$97,113 \$682,729
		Matrix Electrical Room HVAC Improvements	5415.088	Stalder, Ricky	Met with Warden Construction rep and walked the job. Waiting for Warden to submit pricing.	4910 8107 3253	\$3,743	\$72,916
		Potable Water System - Study	5415.094	Chaney, Richard	DOA Planning and Engineering is preparing the JOC package, which will then be submitted to QMD and then to the CMD JOC rotation list manager for pricing.	4910 8107 3264	\$21,658	\$100,000
		Food Court Improvements	5415.095	Hengst, Robert	The manufacturer had issues with laser-cutting the artwork on the trash/recycle containers. A mock-up for review/approval is now set to be delivered by the end of February.	4910 8107 3265	\$121,174	\$150,000
		Wet Pipe Fire Protection System	5415.096	Hengst, Robert	Contractor mobilizing to begin sprinkler work in March.	4910 8107 3266	\$68,513	\$25,000
		Restrooms Completion	5415.098	Kumarage, Rohini	Work continues. Substantial completion is scheduled for 05/13/15.(Baggage level east side).	4910 8107 3285	\$347,397	\$1,250,000
		Shared Use Passenger Processing System	5415.099	Folsom-Heath, Diana	Amendment 1 to contract submitted to extend term of contract for 180 days. Contract set to expire 2/28/15	4910 8107 3283	\$767,860	\$1,202,285
		Terminal Boiler Replacement	5415.100	Vonstein, Alison	Construction contract award reviewed by AAAC 2/10/15 and approved by City Council 2/25/15. Documents for execution of construction contract transmitted to contractor on 2/26/15. Contractor to submit signed agreement, bonds and insurance certificates.	4910 8107 3286	\$56,351	\$594,218
		Terminal Beam Rehabilitation	5415.101	Chaney, Richard	NTP for the additional services P.R. 3.4 received 17Feb2015.	4910 8107 3287	\$10,763	\$50,000
		South Terminal FY2015	5415.106	Mercado, Robert	Preliminary planning has been initiated.	4910 8107 3310	\$0	\$0

# Monthly Report - Austin Airport Advisory Commission with Financials

Project	Subproject	Subproject Manager	Current Subproject Status Info	FDU	Expenses YTD	Spend Plan Amount - Budget - FDU Level - Current Year
5696	ABIA Noise Mitigation	Noise Mitigation Program Implementation	5696.001	Ruby, Melinda	SINGLE-FAMILY DWELLING ON SHAPARD LANE The Airport plans to dispose of this tract by Land Exchange. In November, 2014 the FAA informed us that they are now requiring that a Categorical Exclusion (CATEX) be submitted prior to approving the exchange. The CatEx work began and the report is estimated to be completed no later than the end of February, 2015.	
					MOBILE HOME PARK The Airport plans to dispose of this tract by Land Exchange. In November, 2014, the FAA informed us that they are now requiring that a Categorical Exclusion (CATEX) be submitted prior to approving the exchange. The CatEx work began and the report is estimated to be completed no later than the end of February, 2015.	
5702	ABIA Stormwater / Environmental	Environmental Management System	5702.008	Carpenter, Kane	PROGRAM CLOSEOUT We are also in the process of completing the final Noise Land Reuse Plan and Inventory, pending the Categorical Exclusion and approval by the FAA of the Land Exchange. Open projects: helicopter noise modeling / support services to support amendments to City of Austin helicopter ordinance; updating ABIA hydrologic and hydraulic models to reflect current conditions; NEPA services to support the terminal ramp expansion, fuel consortium GSE fuel tanks, and de-icing storage facility; and implement an ABIA environmental records management system.	
		Stormwater Drainage Improvements	5702.011	Vonstein, Alison	The Dept. of Aviation requested that this project be combined with 6001.111 Water Quality and Detention Pond Infrastructure Improvements. Supp. Amend #2, for design, bid, construction and post-construction phase services, was executed 2/11/15. Kick-off meeting held 2/19/15. Site visits for the various aspects of the project are being set up. The first was 3/6/15.	
		Terminal Pond Aerators	5702.012	Carpenter, Kane	no change from 12/14 entry.	
		Reclaimed Water Booster Pump	5702.013	Carpenter, Kane	no change from 12/14 update.	
6000	ABIA Airside Improvements	Taxiway A Completion - Design	6000.056	Vonstein, Alison	Construction contract with Chasco Constructors, Ltd., L.L.P., was executed 5/6/14. This subproject covers only through the bid phase and will be closed when all DOs in it are closed. See subproject 6000.112 for construction through warranty phase	
		ARFF Building Re-roofing and Building Envelope Weatherproofing	6000.060	Vonstein, Alison	Pre-construction meeting held 2/2/15. Contracting team is badged. NTP date is 3/23/15.	
		De-icing Storage Facility	6000.063	Vonstein, Alison	IFB issues 3/16/15. Non-mandatory re-bid meeting and site visit held 3/30/15. Bid opening scheduled for 4/16/15. Council award scheduled for 6/4/15.	
		FAA Ductbank Relocation	6000.064	Vonstein, Alison	A contract has been executed with Southwest Corporation. A pre-construction meeting was held 1/21/15. NTP issued with start date of 2/23/15. Submittal process is underway and contractor is investigating existing site conditions.	
6001	ABIA Landside Facility Improvements	Electronic Airport Layout Plan And Utility Mapping	6000.103	Kumarage, Rohini	The consultant has rescheduled field visits to verify airfield lighting. This field visit was on hold due to runway closure.	
		Taxiway Alpha Completion Construction	6000.112	Vonstein, Alison	NTP date is 7/7/14. Substantial completion is scheduled for 4/14/15 (with 10 days added with Change Order #1 executed 2/18/15 and 20 weather days, to be added by Change Order #2) Contractor's 9th pay application has been submitted. Contractor has been making good progress throughout the job, even with the Winter weather. North side complete on 3/27/15 and south side to be complete 3/31/15.	
		ABIA CONRAC	6001.066	Pirde, Robert	The Expert Advisory Consultant is monitoring work on the project for the Aviation Department. Work is on schedule to have the Customer Service building ready for occupancy by the Rental Car Companies in late March, with the facility scheduled to open for business in October, 2015.	
		Information Systems Bldg 7355 Emergency Power Improvements	6001.067	Vonstein, Alison	Work is progressing. Change order issued for pad and conduit relocation related to requirements expressed by Austin Energy Inspector. Prefab. building delivered and set in February. Old generator removed and temporary generator installed. Work is progressing for interior floorplan modifications.	
		Parking Operation Improvements	6001.070	Pirde, Robert	The Engineer submitted the 100% Review Documents for QSMO review, near the end of February. The project is now anticipated to be released for CSP responses in late March. The first advertisement for bidding (CSP) is expected to be in early April.	
		Information Technology Master Plan	6001.072	Mercado, Robert	Final verification of Phase One & Two SUPPs installation underway as part of the ITMP scope of work.	
		ABIA New Employee Parking Lot	6001.074	Wepryk, John	The project is in the post construction phase and warranty period. The contractor was issued the warranty item punch list on 2-25-15.	



# Monthly Report - Austin Airport Advisory Commission with Financials

Project		Subproject		Subproject Manager	Current Subproject Status Info	FDU	Expenses YTD	Spend Plan Amount - Budget - FDU Level - Current Year
6001	ABIA Landside Facility Improvements	ABIA Bldg 6005 Improvements-Phase II (P&E)	6001.084	Pirle, Robert	Occupants of offices in Work Area 1 have been moved back into the renovated spaces. The two new restrooms and the renovated Men's Room at the front of the building are substantially complete and in-service. New construction in Work Area 2 offices has begun. Demolition work in the Break Room and front Women's Restroom is almost complete.	4910 8107 3217	\$653,650	\$1,174,159
		Landside Roadway Improvements	6001.092	Vonstein, Alison	This project has been combined with 6001.089 Connectivity Pedestrian Path - Segment 1 and is now called Landside Roadway and Pedestrian Improvements. Consultant HVJ submitted the 90% set on 3/30/15.	4911 8107 A217	\$448,543	\$1,150,000
		Elevator Refurbishment	6001.093	Kumarage, Rohini	On 03/14/15, the consultant will be giving a presentation to DOA staff on the findings, recommendations, order of work and the phasing plan.	4910 8107 3249	\$13,980	\$68,746
		Upper Level Embankment Inspections and Repairs	6001.095	Taylor, David	PER submitted and in to QMD. ABIA meeting this week to determine direction.	4911 8107 A249	\$73,781	\$900,000
		Maintenance Complex Renovations - Bldg. 8220	6001.097	Jones, Burton	Consultant is preparing 60% submittal. Aviation is reviewing furniture plan layout.	4911 8107 A245		\$1,500,000
		Connectivity Pedestrian Path - Segment 1	6001.099	Vonstein, Alison	This project has been combined with 6001.092 Landside Roadway Improvements and is now called Landside Roadway and Pedestrian Improvements. Consultant HVJ submitted the 90% set on 3/30/15.	4910 8107 3247	\$10,270	\$24,700
		Demolish Buildings and Fence	6001.100	Watson, Jerry	03.05.15 - RS & H conduct Kick Off Meeting. 03.06.15 - RS & H submit QC Plan for approval. Approved. 03.11.15 - CMD environmental contractor, Jenkins, conducts environmental assessments of project buildings. Awaiting results. 03.13.15 - RS & H / CADD conduct site survey for building research/diagraming purposes.	4911 8107 A247	\$79,749	\$900,000
		Campus HVAC Improvements	6001.102	Vonstein, Alison	On 3/17/7 the Dept. of Aviation informed PMD that this project will be combined with a couple of other projects and have a different consultant and CoA management team. Consultant assignment for this project will be closed out due to poor performance.	4910 8107 3263	\$15,571	\$500,000
		Drainage Easement	6001.103	Harbinson, Shane	no change from 12/14 entry.	4911 8107 A263		\$750,000
		Motor Pool Improvements - Building 8225	6001.105	Chaney, Richard	NTP from CMD issued on 04Feb2015. Consultant(s) made their initial site visit on 18Feb2015. Ongoing preparation of building assessment in progress.	4911 8107 A401	\$18,737	\$33,600
		Landside Roadway and Pedestrian Improvements Phase 2	6001.107	Smythe-Macaulay, David	RS&H proposal for sidewalk and crosswalk improvements was significantly higher than the project budget could support. Design work for the sidewalks and crosswalks will be performed by Engineering Services. RS&H will proceed with design of the Bus Stop. Staff is working on the project budget and schedule and will update this information once agreement is reached.	4911 8107 A403	\$4,486	\$50,000
		Water Quality and Detention Pond Infrastructure Improvements	6001.111	Vonstein, Alison	The Dept. of Aviation requested that this project be combined with 6702.011 Stormwater Drainage Improvements. Supp. Amend #2, for design, bid, construction and post-construction phase services, was executed 2/11/15. Kick-off meeting held 2/19/15. Site visits for the various aspects of the project are being set up. The first was 3/6/15.	4911 8107 A407	\$24,589	\$42,900
		Campus Signage Improvements	6001.112	Henson, Torrey	Preliminary meeting was held on 3-24-2015, where we discussed the scope of the project. BLGY architectures will be creating a preliminary design for a new monument sign for the Hilton Hotel, four new building signs, and changing the verbiage to five existing signs around campus. They also will be researching and comparing different solar lighting technologies on the market, then installing them to existing plus four new buildings signs on campus; totaling thirteen.	4911 8107 A504	\$0	\$85,800
		Parking Garage & Admin Building - West Lot A - Design	6001.114	Mercado, Robert	Robert Mercado assigned as project manager.	4912 8107 C504	\$0	\$171,300
10531	Aviation App	SP (Spirit of Austin Lane) AJPP	10531.002	Henget, Robert	Artwork is scheduled to be installed by the end of February. A grand opening celebration will be held in the Spring.	4910 8107 3292	\$0	\$40,000
11222	ABIA Terminal - Apron Expansion and Improvements	Apron Expansion	11222.001	Camp, Robin	The Apron Project Definition Manual has been submitted and is currently under review. The Terminal Definition Manual is in progress as past the 50% completion. The project team has met with Development Assistance Center regarding permitting sequencing for the site plans. Environmental assessment samples of the RCCF building for abatement has been done.	4911 8107 A501	\$315	\$150,000
						4911 8107 A503	\$0	\$50,000
						4912 8107 C500	\$0	\$50,000
						4912 8107 C501	\$0	\$50,000
Total							\$26,034,577	\$91,195,726

PROPERTIES UPDATE  
3/30/2015

PROJECT	STATUS
ABIA Retail	In design phase: insurance submitted for Hyatt Place surveying and boring
American Airlines - kiosk changes	Tentative start date: April 13
Auntie Anne's - renovations	Pending completion of countertops - will reflect new corporate design with darker colors. Front of counters and signs completed.
Scott Parking	In design, insurance information submitted for contractors, including tree removal
Sprint - relocation of Computer equipment from inside IT building to outside	CPIs submitted. Review underway by airport.
Southwest Airlines - data, curb counters	2 CPIs pending approval to change our curb counters and upgrade GSM counter. Pending information from Southwest on what the changes will look like.
Travellex -safe installation	CPIs approved to add safe at current location. Pending airport follow up on kiosk proposal that will include safe addition



**CITY OF AUSTIN**  
**AUSTIN-BERGSTROM INTERNATIONAL AIRPORT**  
**Airport Operating Fund 5070**  
**Income Statement - For Internal Use Only**  
**Fiscal Year to Date for 5 Month(s) ended February 28, 2015**

	Amended Budget	Budget Annualized 5 month(s)	Year to Date w/ Encumb	Y-T-D Variance Fav (Unfav)	Y-T-D % Variance Fav (Unfav)
<b>REVENUE</b>					
<b>AIRLINE REVENUE</b>					
Landing Fees	22,169,000.00	9,237,083.33	9,481,280.39	244,197.06	2.6%
Terminal Rental & Other Fees	26,458,000.00	11,024,166.67	11,257,876.61	233,709.94	2.1%
<b>TOTAL AIRLINE REVENUE</b>	<b>48,627,000.00</b>	<b>20,261,250.00</b>	<b>20,739,157.00</b>	<b>477,907.00</b>	<b>2.4%</b>
<b>NON-AIRLINE REVENUE</b>					
Parking	34,714,813.00	14,464,505.42	13,790,264.80	(674,240.62)	(4.7%)
Other Concessions	23,926,741.00	9,969,475.42	9,501,838.74	(467,636.68)	(4.7%)
Other Rentals and Fees	8,275,851.00	3,448,271.25	3,209,187.44	(239,083.81)	(6.9%)
<b>TOTAL NON-AIRLINE REVENUE</b>	<b>66,917,405.00</b>	<b>27,882,252.09</b>	<b>26,501,290.98</b>	<b>(1,380,961.11)</b>	<b>(5.0%)</b>
Interest Income	109,598.00	45,665.83	40,229.41	(5,436.42)	(11.9%)
<b>TOTAL REVENUE</b>	<b>115,654,003.00</b>	<b>48,189,167.92</b>	<b>47,280,677.39</b>	<b>(908,490.53)</b>	<b>(1.9%)</b>
<b>OPERATING REQUIREMENTS</b>					
Fac Mgmt, Ops and Airport Security	43,962,265.00	18,317,610.42	18,084,063.12	233,547.30	1.3%
Airport Planning and Development	2,835,659.00	1,181,524.58	1,055,890.55	125,634.03	10.6%
Support Services	15,179,777.00	6,324,907.08	5,020,690.42	1,304,216.66	20.6%
Business Services	11,383,393.00	4,743,080.42	4,413,619.21	329,461.20	6.9%
<b>TOTAL OPERATING EXPENSES</b>	<b>73,361,094.00</b>	<b>30,567,122.50</b>	<b>28,574,263.30</b>	<b>1,992,859.20</b>	<b>6.5%</b>
<b>Debt Service</b>					
GO Debt Service Fund	26,041.00	10,850.42	10,850.42	0.00	0.0%
2013A Revenue Refunding Bonds	1,188,400.00	495,166.67	495,165.33	1.34	0.0%
2013 Prosperity Bank Loan	578,118.00	240,882.50	256,666.33	(15,783.83)	(6.6%)
2005 Variable rate Notes (Swap)	25,151,220.00	10,479,675.00	10,336,270.49	143,404.51	1.4%
2005 Variable rate Notes Fees	1,501,962.00	625,817.50	632,272.42	(6,454.92)	(1.0%)
PFC Debt Service Funding	(11,918,172.00)	(4,965,905.00)	(4,900,020.44)	(65,884.56)	(1.3%)
<b>TOTAL Net Debt Service</b>	<b>16,527,569.00</b>	<b>6,886,487.09</b>	<b>6,831,204.55</b>	<b>55,282.54</b>	<b>0.8%</b>
<b>OTHER REQUIREMENTS</b>					
Workers' Compensation	506,162.00	210,900.83	210,902.00	(1.17)	(0.0%)
Citywide Administrative Support	3,067,776.00	1,278,240.00	1,278,240.00	0.00	0.0%
Communications & Technology Mgmt	1,383,786.00	576,577.50	576,581.00	(3.50)	(0.0%)
Accrued Payroll	98,113.00	40,880.42	40,880.42	0.00	0.0%
Liability Reserve	17,000.00	7,083.33	7,083.33	0.00	0.0%
Operating Reserve	1,266,849.00	527,853.75	527,853.75	0.00	0.0%
CTECC	144,375.00	60,156.25	60,158.00	(1.75)	(0.0%)
Trunked Radio Allocation	108,526.00	45,219.17	45,211.00	8.17	0.0%
<b>TOTAL OTHER REQUIREMENTS</b>	<b>6,592,587.00</b>	<b>2,746,911.25</b>	<b>2,746,909.50</b>	<b>1.75</b>	<b>0.0%</b>
<b>TOTAL REQUIREMENTS</b>	<b>96,481,250.00</b>	<b>40,200,520.84</b>	<b>38,152,377.35</b>	<b>2,048,143.49</b>	<b>5.1%</b>
<b>EXCESS (DEFICIT) OF TOTAL AVAILABLE FUNDS OVER TOTAL REQUIREMENTS</b>	<b>19,172,753.00</b>	<b>7,988,647.08</b>	<b>9,128,300.04</b>	<b>1,139,652.96</b>	<b>14.3%</b>
<b>ENPLANEMENTS</b>	<b>Passengers</b>	<b>% Inc/(Dec)</b>			
February (Month over Month)	366,231	7.40%			
Year-to-Date	2,149,828	7.44%			

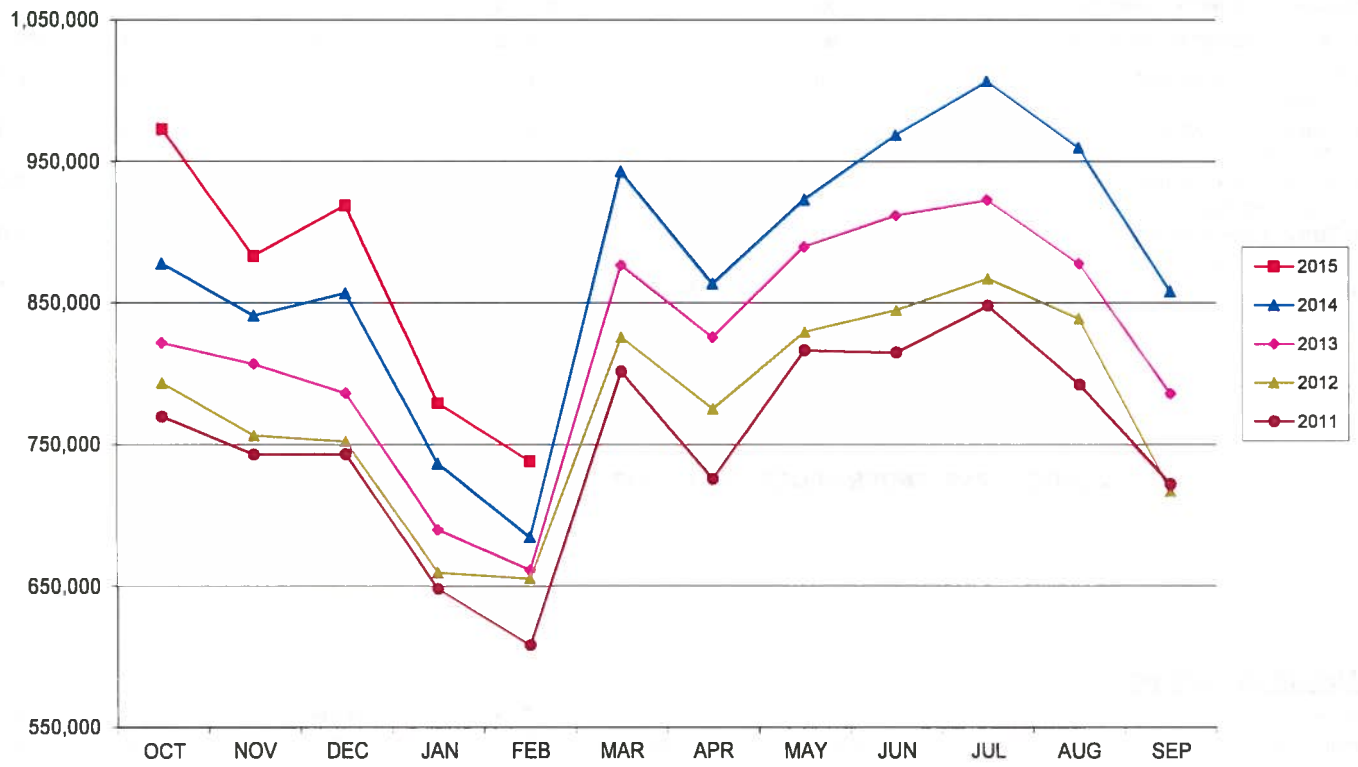
**CITY OF AUSTIN**  
**AUSTIN-BERGSTROM INTERNATIONAL AIRPORT**  
**INCOME STATEMENT COMPARISON THIS YEAR VS. LAST YEAR**

This month - This Year vs. Last Year  
FY15 (Feb 15) vs FY14 (Feb 14)

Fiscal YTD - This Year vs. Last Year  
FY15 (Oct 14 - Feb 15) vs FY14 (Oct 13 - Feb 14)

<u>Airline Revenue</u>	<u>FY15 Feb-15</u>	<u>FY14 Feb-14</u>	<u>Fav (Unfav) \$ Variance</u>	<u>Fav (Unfav) % Variance</u>	<u>FY15 Feb-15</u>	<u>FY14 Feb-14</u>	<u>Fav (Unfav) \$ Variance</u>	<u>Fav (Unfav) % Variance</u>
Landing Fees	1,686,829.46	1,534,610.00	152,219.46	9.9%	9,481,280.39	8,856,052.00	625,228.39	7.1%
Terminal Rental & Other Fees	2,221,723.31	1,935,495.00	286,228.31	14.8%	11,257,876.61	9,908,847.00	1,349,029.61	13.6%
<b>Total Airline Revenue</b>	<b>3,908,552.77</b>	<b>3,470,105.00</b>	<b>438,447.77</b>	<b>12.6%</b>	<b>20,739,157.00</b>	<b>18,764,899.00</b>	<b>1,974,258.00</b>	<b>10.5%</b>
<u>Non-Airline Revenue</u>								
Parking	2,466,699.39	2,512,100.00	(45,400.61)	(1.8%)	13,790,264.80	13,103,302.00	686,962.80	5.2%
Food/Beverage & Retail	603,865.24	543,417.00	60,448.24	11.1%	3,459,457.84	2,983,689.00	475,768.84	15.9%
Rental Car	1,018,716.04	955,118.00	63,598.04	6.7%	5,039,983.74	4,858,989.00	180,994.74	3.7%
Advertising	104,466.27	65,466.00	39,000.27	59.6%	671,906.41	438,898.00	233,008.41	53.1%
Other Concessions	36,975.74	62,748.00	(25,772.26)	(41.1%)	330,490.75	283,348.00	47,142.75	16.6%
Other Rentals and Fees	655,667.50	562,581.00	93,086.50	16.5%	3,209,187.44	3,000,411.00	208,776.44	7.0%
<b>Total Non-Airline Revenue</b>	<b>4,886,390.18</b>	<b>4,701,430.00</b>	<b>184,960.18</b>	<b>3.9%</b>	<b>26,501,290.98</b>	<b>24,668,637.00</b>	<b>1,832,653.98</b>	<b>7.4%</b>
Interest Income	8,102.09	10,363.00	(2,260.91)	(21.8%)	40,229.41	48,117.00	(7,887.59)	(16.4%)
<b>Total Operating Revenue</b>	<b>8,803,045.04</b>	<b>8,181,898.00</b>	<b>621,147.04</b>	<b>7.6%</b>	<b>47,280,677.39</b>	<b>43,481,653.00</b>	<b>3,799,024.39</b>	<b>8.7%</b>
<u>Operating Requirements</u>								
Fac Mgmt, Ops and Airport Security	3,085,751.75	3,385,760.00	300,008.25	8.9%	18,084,063.12	17,774,718.00	(309,345.12)	(1.7%)
Airport Planning and Development	195,976.14	145,295.00	(50,681.14)	(34.9%)	1,055,990.55	867,339.00	(188,551.55)	(21.7%)
Support Services	864,576.04	804,709.00	(59,867.04)	(7.4%)	5,020,690.42	5,049,779.00	29,088.58	0.6%
Business Services	845,923.33	911,919.00	65,995.67	7.2%	4,413,619.21	4,293,346.00	(120,273.21)	(2.8%)
<b>Total Operating Expense</b>	<b>4,992,227.26</b>	<b>5,247,683.00</b>	<b>255,455.74</b>	<b>4.9%</b>	<b>28,574,263.30</b>	<b>27,985,182.00</b>	<b>(589,081.30)</b>	<b>(2.1%)</b>
<u>Debt Service</u>								
GO Debt Service Fund	2,170.09	2,258.00	87.91	3.9%	10,850.42	11,287.00	436.58	3.9%
2013A Revenue Refunding Bonds	99,033.33	113,815.00	14,781.67	13.0%	495,165.33	569,076.00	73,910.67	13.0%
2013 Prosperity Bank Loan	73,333.33	0.00	(73,333.33)	N/A	256,666.33	0.00	(256,666.33)	N/A
2005 Variable rate Notes (Swap)	2,061,788.00	2,053,174.00	(8,614.00)	(0.4%)	10,336,270.49	10,307,827.00	(28,443.49)	(0.3%)
2005 Variable rate Notes Fees	113,612.42	236,164.00	122,551.58	51.9%	632,272.42	1,319,353.00	687,080.58	52.1%
PFC Debt Service Funding	(972,139.44)	(1,027,971.00)	(55,831.56)	(5.4%)	(4,900,020.44)	(5,216,667.00)	(316,646.56)	(6.1%)
<b>Total Debt Service</b>	<b>1,377,797.73</b>	<b>1,377,440.00</b>	<b>(357.73)</b>	<b>(0.0%)</b>	<b>6,831,204.55</b>	<b>6,990,876.00</b>	<b>159,671.45</b>	<b>2.3%</b>
<u>Other Requirements</u>								
Workers' Compensation	42,180.00	38,578.00	(3,602.00)	(9.3%)	210,902.00	192,894.00	(18,008.00)	(9.3%)
Citywide Administrative Support	255,648.00	218,776.00	(36,872.00)	(16.9%)	1,278,240.00	1,093,885.00	(184,355.00)	(16.9%)
Communications & Technology Mgmt	115,315.00	122,079.00	6,764.00	5.5%	576,581.00	610,391.00	33,810.00	5.5%
Accrued Payroll	8,176.09	10,629.00	2,452.91	23.1%	40,880.42	53,145.00	12,264.58	23.1%
Compensation Adjustment	0.00	966.00	966.00	100.0%	0.00	6,027.00	6,027.00	100.0%
Operating Reserve	105,570.75	65,298.00	(40,272.75)	(61.7%)	527,853.75	326,492.00	(201,361.75)	(61.7%)
CTECC	12,031.00	10,443.00	(1,588.00)	(15.2%)	60,158.00	52,215.00	(7,943.00)	(15.2%)
Trunked Radio Allocation	9,045.00	9,026.00	(19.00)	(0.2%)	45,211.00	45,133.00	(78.00)	(0.2%)
Liability Reserve	1,416.66	1,666.00	249.34	15.0%	7,083.33	8,333.00	1,249.67	15.0%
<b>Total Other Requirements</b>	<b>549,382.50</b>	<b>477,461.00</b>	<b>(71,921.50)</b>	<b>(15.1%)</b>	<b>2,746,909.50</b>	<b>2,388,515.00</b>	<b>(358,394.50)</b>	<b>(15.0%)</b>
<b>Total Requirements</b>	<b>6,919,407.49</b>	<b>7,102,594.00</b>	<b>183,176.51</b>	<b>2.6%</b>	<b>38,152,377.35</b>	<b>37,364,573.00</b>	<b>(787,804.35)</b>	<b>(2.1%)</b>
<b>SURPLUS (DEFICIT) OF TOTAL AVAILABLE FUNDS OVER TOTAL REQUIREMENTS</b>	<b>\$ 1,883,637.55</b>	<b>\$ 1,079,314.00</b>	<b>\$ 804,323.55</b>	<b>74.5%</b>	<b>\$ 9,128,300.04</b>	<b>\$ 6,117,080.00</b>	<b>\$ 3,011,220.04</b>	<b>49.2%</b>

AUSTIN PASSENGER TRAFFIC  
5 Year Trend



# Austin-Bergstrom International Airport

## Aviation Activity Report

### Fiscal Year 2015 vs 2014

	02/2015	02/2014	Percent Change	10/2014 - 02/2015	10/2013 - 02/2014	Percent Change
<b><u>Passenger Activity</u></b>						
Domestic Enplaned Revenue	351,010	331,014	6.04	2,061,677	1,943,135	6.10
Domestic Deplaned Revenue	357,492	334,484	6.88	2,058,014	1,943,168	5.91
International Enplaned Revenue	5,918	1,677	252.89	36,732	10,937	235.85
International Deplaned Revenue	6,002	1,702	252.64	36,693	10,964	234.67
Domestic Enplaned Non-Revenue	9,218	8,307	10.97	50,991	46,769	9.03
Domestic Deplaned Non-Revenue	8,537	7,593	12.43	47,854	42,525	12.53
International Enplaned Non-Revenue	85	11	672.73	428	112	282.14
International Deplaned Non-Revenue	93	10	830.00	426	128	232.81
South Terminal-Intl Enplaned Revenue	0	0	0.00	0	0	0.00
South Terminal-Intl Deplaned Revenue	0	0	0.00	0	0	0.00
South Terminal-Intl Enplaned Non-Revenue	0	0	0.00	0	0	0.00
South Terminal-Intl Deplaned Non-Revenue	0	0	0.00	0	0	0.00
Passenger Totals	738,355	684,798	7.82	4,292,815	3,997,738	7.38

**CURRENT PASSENGER RECORD = 1,006,417      RECORD SET = JULY 2014**

<b><u>Aircraft Operations</u></b>						
Air Carrier	7,685	7,176	7.09	43,544	40,750	6.86
Commuter & Air Taxi	1,086	1,462	-25.72	6,736	7,761	-13.21
Military	497	489	1.64	2,298	2,311	-0.56
General Aviation						
Itinerant	3,636	3,796	-4.21	21,462	19,593	9.54
Local	4	0	0	934	482	93.78
Total G.A.	3,640	3,796	-4.11	22,396	20,075	11.56
Total Operations	12,908	12,923	-0.12	74,974	70,897	5.75

# Austin-Bergstrom International Airport

## Aviation Activity Report

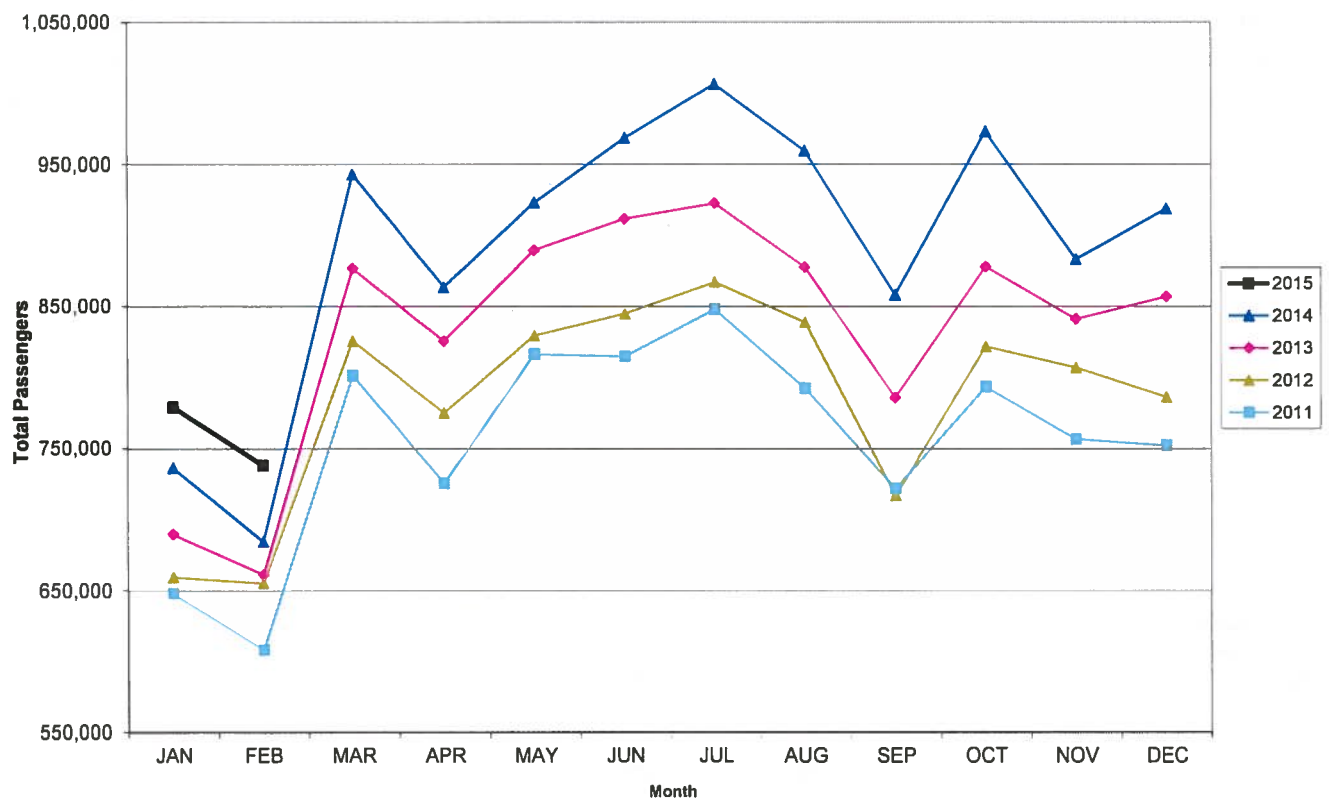
### Fiscal Year 2015 vs 2014

	02/2015	02/2014	Percent Change	10/2014 - 02/2015	10/2013 - 02/2014	Percent Change
<b><u>Cargo Activity</u></b>						
Mail						
Domestic Enplaned Mail	168,704	113,306	48.89	712,755	707,276	0.77
Domestic Deplaned Mail	271,151	131,833	105.68	1,149,122	908,030	26.55
International Enplaned Mail	0	0	0.00	1,103,232	0	0.00
International Deplaned Mail	0	0	0.00	0	0	0.00
South Terminal-Intl Enplaned Mail	0	0	0.00	0	0	0.00
South Terminal-Intl Deplaned Mail	0	0	0.00	0	0	0.00
Mail Totals	439,855	245,139	79.43	2,965,109	1,615,306	83.56
Cargo						
Domestic Enplaned Cargo	4,663,712	4,383,771	6.39	25,687,106	25,011,665	2.70
Domestic Deplaned Cargo	4,692,639	5,462,300	-14.09	26,204,026	30,740,463	-14.76
International Enplaned Cargo	367,749	394,752	-6.84	2,384,366	3,002,247	-20.58
International Deplaned Cargo	117,210	212,114	-44.74	2,151,846	2,610,099	-17.56
South Terminal-Intl Enplaned Cargo	0	0	0.00	0	0	0.00
South Terminal-Intl Deplaned Cargo	0	0	0.00	0	0	0.00
Cargo Totals	9,841,310	10,452,937	-5.85	56,427,344	61,364,474	-8.05
Belly Freight						
Domestic Enplaned Belly Freight	246,232	192,849	27.68	1,227,118	1,144,748	7.20
Domestic Deplaned Belly Freight	507,395	369,636	37.27	2,358,671	2,124,480	11.02
International Enplaned Belly Freight	463,714	0	0.00	1,952,195	0	0.00
International Deplaned Belly Freight	524,042	0	0.00	1,634,338	0	0.00
South Terminal-Intl Enplaned Belly Frt	0	0	0.00	0	0	0.00
South Terminal-Intl Deplaned Belly Frt	0	0	0.00	0	0	0.00
Belly Freight Totals	1,741,383	562,485	209.59	7,172,322	3,269,228	119.39
Cargo Totals (Mail, Cargo, Belly Freight)	12,022,548	11,260,561	6.77	66,564,775	66,249,008	0.48

CURRENT CARGO RECORD = 40,215,518

RECORD SET = MARCH 2001

AUSTIN PASSENGER TRAFFIC  
5 Year Trend



# Austin-Bergstrom International Airport

## Aviation Activity Report

### Calendar Year 2015 vs 2014

	02/2015	02/2014	Percent Change	01/2015 - 02/2015	01/2014 - 02/2014	Percent Change
<b><u>Passenger Activity</u></b>						
Domestic Enplaned Revenue	351,010	331,014	6.04	720,503	683,794	5.37
Domestic Deplaned Revenue	357,492	334,484	6.88	732,270	694,665	5.41
International Enplaned Revenue	5,918	1,677	252.89	12,988	3,634	257.40
International Deplaned Revenue	6,002	1,702	252.64	13,619	3,918	247.60
Domestic Enplaned Non-Revenue	9,218	8,307	10.97	19,796	18,667	6.05
Domestic Deplaned Non-Revenue	8,537	7,593	12.43	18,384	16,824	9.27
International Enplaned Non-Revenue	85	11	672.73	142	33	330.30
International Deplaned Non-Revenue	93	10	830.00	134	45	197.78
Passenger Totals	738,355	684,798	7.82	1,517,836	1,421,580	6.77

**CURRENT PASSENGER RECORD = 1,006,417    RECORD SET = JULY 2014**

#### **Aircraft Operations**

Air Carrier	7,685	7,176	7.09	16,333	15,016	8.77
Commuter & Air Taxi	1,086	1,462	-25.72	2,225	2,970	-25.08
Military	497	489	1.64	941	1,021	-7.84
General Aviation						
Itinerant	3,636	3,796	-4.21	7,718	7,493	3.00
Local	4	0	0	182	66	175.76
Total G.A.	3,640	3,796	-4.11	7,900	7,559	4.51
Total Operations	12,908	12,923	-0.12	27,399	26,566	3.14



# Austin-Bergstrom International Airport

## Aviation Activity Report


### Calendar Year 2015 vs 2014

	02/2015	02/2014	Percent Change	01/2015 - 02/2015	01/2014 - 02/2014	Percent Change
<b><u>Cargo Activity</u></b>						
<b>Mail</b>						
Domestic Enplaned Mail	168,704	113,306	48.89	335,803	238,721	40.67
Domestic Deplaned Mail	271,151	131,833	105.68	531,759	309,771	71.66
International Enplaned Mail	0	0	0.00	0	0	0.00
International Deplaned Mail	0	0	0.00	0	0	0.00
Mail Totals	439,855	245,139	79.43	867,562	548,492	58.17
<b>Cargo</b>						
Domestic Enplaned Cargo	4,663,712	4,383,771	6.39	9,599,134	9,171,576	4.66
Domestic Deplaned Cargo	4,692,639	5,462,300	-14.09	9,739,453	11,436,825	-14.84
International Enplaned Cargo	367,749	394,752	-6.84	840,241	665,071	26.34
International Deplaned Cargo	117,210	212,114	-44.74	236,457	473,786	-50.09
Cargo Totals	9,841,310	10,452,937	-5.85	20,415,285	21,747,258	-6.12
<b>Belly Freight</b>						
Domestic Enplaned Belly Freight	246,232	192,849	27.68	507,051	410,267	23.59
Domestic Deplaned Belly Freight	507,395	369,636	37.27	998,261	803,200	24.29
International Enplaned Belly Freight	463,714	0	0.00	908,684	0	0.00
International Deplaned Belly Freight	524,042	0	0.00	953,920	0	0.00
Belly Freight Totals	1,741,383	562,485	209.59	3,367,916	1,213,467	177.54
Cargo Totals (Mail, Cargo, Belly Freight)	12,022,548	11,260,561	6.77	24,650,763	23,509,217	4.86

CURRENT CARGO RECORD = 40,215,518

RECORD SET = MARCH 2001

GROUND TRANSPORTATION TRANSACTIONS  
MARCH 2015



YEAR TO YEAR COMPARISON			
SERVICE CATEGORY	MARCH 2015	MARCH 2014	% Increase/(decrease)
TAXICAB	42,302	36,050	17.3%
LIMOUSINE	7,109	5,991	18.7%
HOTEL SHUTTLE	3,790	3,764	0.7%
OTHER SHUTTLE	1,166	925	26.0%
CHARTER BUS	189	150	26.0%
OVERALL TOTAL	54,556	46,880	16.4%

## AGENDA



## Recommendation for Council Action (Purchasing)

Austin City Council	Item ID:	43551	Agenda Number	<ITEM_OUTLINE>
Meeting Date:	April 23, 2015			
Department:	Purchasing			
Subject				
<p>Authorize award and execution of a 36-month supply contract with KLEPZIG INC. to provide decomposed granite gravel in an amount not to exceed \$741,408, with three 12-month extension options in an amount not to exceed \$247,136 per extension option, for a total contract amount not to exceed \$1,482,817.</p>				
Amount and Source of Funding				
<p>Funding in the amount of \$69,232 is available in the Fiscal Year 2014-2015 Operating Budget of the Parks and Recreation Department. Funding in the amount of \$15,734 is available in the Fiscal Year 2014-2015 Operating budget of the Watershed Protection Department. Funding in the amount of \$11,255 is available in the Fiscal Year 2014-2015 Operating Budget of the Aviation Department. Funding in the amount of \$5,627 is available in the Fiscal Year 2014-2015 Operating Budget of the Public Works-Street and Bridge Department. Funding in the amount of \$1,125 is available in the Fiscal Year 2014-2015 Operating Budget of Austin Energy. Funding for the remaining 31 months of the original contract period and extension options are contingent upon available funding in future budgets. Funding in the amount of \$180,000 is available in Capital Improvement of the Parks and Recreation Department.</p>				
Fiscal Note				
A fiscal note is attached.				
Purchasing Language:	Lowest bid received.			
Prior Council Action:				
For More Information:	Georgia Billela, Buyer II, 512-974-2939			
Boards and Commission Action:	April 14, 2015 - To be reviewed by the Austin Airport Advisory Commission.			
Related Items:				
MBE / WBE:	This contract will be awarded in compliance with City Code Chapter 2-9D Minority Owned and Women Owned Business Enterprise Procurement Program. No subcontracting opportunities were identified; therefore, no goals were established for this solicitation.			
Additional Backup Information				

The contract is to provide a supply of decomposed granite gravel for various departments throughout the City for surfacing material on numerous projects. This material comes from granite that has decomposed through years of the natural process and is comprised of a mixture of unwashed aggregate and clay with no chemical additives. Decomposed granite is an excellent substitute for impervious walks since it is porous and allows for drainage without washing away. It is used in daily field operations to support and restore trail conditions and greenbelts such as the Lady Bird Lake Hike and Bike trail, Zilker Park and Fiesta Gardens.

The current contract GA080000137 will expire 5/21/15. Without a contract in place the City will not have surfacing material required for trails that are in need of restoration. Without restoration the public would be at risk for injury due to poor surfaces washed out from rain and usage.

MBE/WBE solicited: 3/3

MBE/WBE bid: 0/0

**BID TABULATION**

**IFB GLB0019 REBID**

(3 line items)

<b><u>Vendor</u></b>	<b><u>Total Bid</u></b>
<b>Klepzig Inc. Georgetown, TX</b>	<b>\$218,000</b>
 Community Trucking LLC Cedar Creek, TX	 \$287,520
 Austin Equipment Co, DBA Hard Rock Transportation Austin, TX	 *

\* Vendor withdrew bid.

A complete bid tabulation is on file in the Purchasing Office and is on the City's Financial Services Austin Finance Online website at: [http://ci.austin.tx.us/financeonline/vendor\\_connection/solicitation/search.cfm](http://ci.austin.tx.us/financeonline/vendor_connection/solicitation/search.cfm)

**PRICE ANALYSIS**

- Adequate competition.
- 60 notices were sent including three MBEs and three WBEs. Three bids were received with no response from the MBEs/WBEs.
- The pricing offered represents an 11% increase from the last purchase made June 2008. Price Index shows an 11% increase for material since last purchase and a ¾ % increase for transportation.

**APPROVAL JUSTIFICATION**

- Lowest bid received. Klepzig Inc. is the current provider of these goods.
- The Purchasing Office concurs with the Parks and Recreation Department's recommended award.
- Advertised in the Austin American Statesman and on the Internet.

# AGENDA



## Recommendation for Council Action (Purchasing)

Austin City Council

Item ID:

43555

Agenda Number

&lt;ITEM\_OUTLINE&gt;

Meeting Date:

April 23, 2015

Department:

Purchasing

### Subject

Authorize award and execution of Amendment No. 2 to a contract with AIR TRANSPORT IT SERVICES, INC, for the expansion of the shared use passenger processing system at Austin-Bergstrom International Airport to add an additional 12-months to the contract term and increase the contract authorization in an amount not to exceed \$314,313 for a revised total contract amount not to exceed \$1,571,568.

### Amount and Source of Funding

Funding is available in the Fiscal Year 2014-2015 Capital Budget of the Aviation Department.

### Fiscal Note

A fiscal note is attached.

**Purchasing Language:**

Contract Amendment

**Prior Council Action:**

**For More Information:**

Jonathan Harris, Sr. Buyer Specialist, 512-974-1771

**Boards and Commission Action:**

April 14, 2015 - To be reviewed by the Austin Airport Advisory Commission.

**Related Items:**

**MBE / WBE:**

This contract was awarded as a sole source and is exempt from City Code Chapter 2-9C Minority Owned and Women Owned Business Enterprise Procurement Program as specified in Texas Government Code Chapter 252.022.

### Additional Backup Information

The Aviation Department implemented AirIT's EASE™ (Extended Airline System Environment) for the Airport's city-owned shared use gates and ticket counters. The Austin-Bergstrom International Airport (ABIA) Shared Use Passenger Processing System (SUPPs) was furnished and installed after a competitive selection process among the four vendors in the U.S. that provide this very-specialized aviation system. The AirIT's EASE™ System was installed at four ticket counters and three gates at ABIA and was used to allow new service from two new airlines in October 2013.

The contract awarded in November 2013 was to expand the existing EASE™ system to include additional functionality, licensing and system maintenance and support. The purchase included AirIT's airport operational

database, resource management system and additional EASE™ software licenses for expansion of the systems for additional ticket counters and gates. AirIT is the sole developer, provider and installer of their systems including ongoing support of their proprietary software, and has no distributors or resellers.

With increasing flight activity from multiple airlines and the additional international service at ABIA, this expansion of the SUPPs and installation of the resource and operations management systems provided the infrastructure necessary for the airport to efficiently operate the limited ticket counters and gates.

This Amendment No. 2 is needed to add additional 12-months to the existing contract and to increase the spending authority to allow for the expansion of the system to include an additional two boarding gates and 12 ticket counter positions including configuration and support. This is crucial to keep up with the increasing flight service to and from ABIA. ABIA is the third fastest airport in the country for growth and two new airlines have announced new service from Austin to other destinations starting in May 2015. With this forthcoming, the Aviation Department needs this contract in place before the new service starts.

<b>Contract History</b>	<b>Description</b>	<b>Amount</b>
Original Contract Awarded November 2013	Original 15-month contract	\$1,257,255
Amendment No. 1	120 day holdover	\$ 0
Proposed Amendment No. 2	Increase contract to allow for expansion of current shared use passenger system	\$ 314,313
Total Revised Contract Amount		\$1,571,568



## CIP EXPENSE DETAIL

**DATE OF COUNCIL CONSIDERATION:**  
**CONTACT DEPARTMENT(S):**

4/23/15  
Aviation

**SUBJECT:** : Authorize award and execution of Amendment No. 2 to a contract with AIR TRANSPORT IT SERVICES, INC, for the expansion of the shared use passenger processing system at Austin-Bergstrom International Airport to add an additional 12-months to the contract term and increase the contract authorization in an amount not to exceed \$314,313 for a revised total contract amount not to exceed \$1,571,568.

Funding is available in the Fiscal Year 2014-2015 Capital Budget of the Aviation Department.

### CURRENT YEAR IMPACT:

<b>Department:</b>	<b>Aviation</b>
Project Name:	Shared Use Passenger Processing System
Fund/Department/Unit:	4910-8107-3283
Funding Source:	Department of Aviation Airport Capital Fund

Current Appropriation:	3,500,000.00
Unencumbered Balance:	1,548,665.54
Amount of This Action:	<u>(314,313.00)</u>
Remaining Balance:	<u>1,234,352.54</u>

Total Amount of this Action funded by CIP	<u><u>314,313.00</u></u>
---	--------------------------

**ANALYSIS / ADDITIONAL INFORMATION:** As the funds were previously authorized by Council, there is no analysis/ additional information required to demonstrate funding. If additional funding is needed it will be contingent on funding in future budgets.



## RECOMMENDATION FOR COUNCIL ACTION

PAGE 1 OF 2

VENDOR NAME: Verizon Wireless and AT&amp;T Mobility

**SUBJECT:** Authorize award and execution of a 12-month service contract through the STATE OF TEXAS DEPARTMENT OF INFORMATION RESOURCES contract with **VERIZON WIRELESS, AT&T MOBILITY** and **T-MOBILE USA** for wireless communication services and equipment in an amount not to exceed \$2,500,000 each and combined, with four 12-month extension options in an amount each and combined not to exceed \$2,575,000 for the first extension option, \$2,652,250 for the second extension option, \$2,731,818 for the third extension option, and \$2,813,772 for the fourth extension option, for a total contract amount not to exceed \$12,272,840 each and combined.

**AMOUNT & SOURCE OF FUNDING:** Funding in the amount of \$1,041,667 is available in the Fiscal Year 2014-2015 Operating Budget of various City departments. Funding for the remaining seven months of the original contract period and extension options is contingent upon available funding in future budgets.

**FISCAL NOTE:** There is no unanticipated fiscal impact. A fiscal note is not required.

**FOR MORE INFORMATION CONTACT:** Shawn Willett, Corporate Purchasing Manager, 512-974-2274

**PRIOR COUNCIL ACTION:** N/A

**BOARD AND COMMISSION ACTION:** April 14, 2015 - To be reviewed by the Austin Airport Advisory Commission; April 20, 2015 – To be reviewed by the Electric Utility Commission; May 13, 2015 – To be reviewed by the Water & Wastewater Commission.

**PURCHASING:** Cooperative Purchase

**MBE/WBE:** The cooperative contract will be awarded in compliance with City Code Chapter 2-9C Minority Owned and Women Owned Business Enterprise Procurement Program. No subcontracting opportunities were identified; therefore, no goals were established for this contract.

---

The contract will provide wireless data network connectivity and related services and equipment to various City departments. Wireless requirements have increased substantially since the prior contract due to the increased use of mobile technology devices including tablets and equipment used for Automatic Vehicle Location.

- For the Austin Police, Austin Fire, Austin-Travis County Emergency Medical Service (EMS), Public Safety and Emergency Management Departments, wireless data network connectivity will allow service calls to be wirelessly sent via the City's Computer Aided Dispatch system to mobile data devices (laptop computers) installed in the vehicles of first responders.
- For the Watershed Protection, Health and Human Services and Austin Resource Recovery Departments, wireless data network connectivity will allow inspectors, using the mobile data devices (laptop computers) installed in their vehicles, to wirelessly access the permitting and inspection databases of the permitting system, complete their research and inspection work, and provide copies of reports to customers while still in the field.
- For the Austin Water Utility and Austin Energy, wireless data network connectivity will provide service for wireless metering (using wireless-equipped modems) as well as enable the departments to route service orders directly to their field crews via mobile data devices (laptop computers).
- For the Aviation, Financial and Administrative Services, and other City departments, wireless data network connectivity allows employees to remotely access informational databases and to transmit/report information used in departmental activities such as noise monitoring, GIS surveys, workforce scheduling, service order routing, in-field

RECOMMENDATION FOR COUNCIL ACTION

PAGE 2 OF 2

**VENDOR NAME:** Verizon Wireless and AT&T Mobility

report filing, inventory and asset management, facilities management, construction management, security and public safety communications, and Information Technology support.

- Several Departments, including Austin Resource Recovery, Austin Water Utility, Austin Energy, Public Works (Street and Bridge) and Watershed Protection use this contract for Automatic Vehicle Location.
- Various City departments have cell phones with service. The City has a total of approximately 395 phones with wireless voice only service, 20 which are for emergency use only, and 105 phones with data and voice service.

The State of Texas Department of Information Resources has continued to provide additional products and services through its program at competitively bid discounted prices. The purchasing power of the State of Texas is pooled and used to gain economies of scale.

This is an urgent request due to the criticality of the service across all City departments. The current contract expires in June 2015.

DIR - Wireless Communication Co-op

Department	Dept #	Annual Request
Austin Energy	1100	\$370,000.00
Austin Resource Recovery	1500	\$80,000.00
Austin Code	1600	\$145,000.00
Austin Water Utility	2200	\$350,000.00
Austin Transportation Dept	2400	\$50,000.00
Municipal Court	4600	\$7,465.00
CTM	5600	\$0.00
Economic Development	5500	\$912.00
HRD	5800	\$1,900.00
Public Works - Cap PM	6000	\$35,860.00
Public Works - Transportation	6200	\$13,600.00
Watershed Protection	6300	\$82,000.00
Wireless Communication	6400	\$629,424.00
Planning & Dev Review	6800	\$75,000.00
Financial Services	7400	\$2,000.00
Fleet	7800	\$9,410.00
Aviation	8100	\$80,000.00
Austin Convention Center Dept	8200	\$15,000.00
Fire	8300	\$105,000.00
Austin Public Library	8500	\$7,200.00
Parks & Recreation	8600	\$37,000.00
Police	8700	\$125,000.00
Health & Human Svcs	9100	\$32,500.00
EMS	9300	\$120,000.00
Animal Services	9200	\$10,000.00
<b>TOTAL</b>		<b>\$2,384,271.00</b>