



## Austin Airport Advisory Commission

### REGULAR MEETING MINUTES

April 14, 2015

The Austin Airport Advisory Commission convened in a regular meeting on April 14, 2015, at 2716 Spirit of Texas Drive, in Room 174-A in Austin, Texas.

#### Board Members in Attendance:

Dale Murphy, Chair  
Steven Hart

George Farris  
Ernest Saulmon

Stephanie Trinh

#### Board Members Absent:

Teddy McDaniel, III

James Kelsey

#### Staff in Attendance:

Patti Edwards, David Arthur, Robert Hengst, Dowana Trantham, Phillip Bays, Stephanie Tucker, Royce Traywick, Matt Coldwell, Perla Compton, and Billy Aguero

#### Others Present:

Sean Brennan, Reynolds Smith & Hill  
Don Lampton, Certified Flight Instruction  
Janene Hawkins, Yellow Cab  
Jonathan Bluth, Atlantic  
Viveca Martinez, Office of City Council Member Ellen Troxclair  
James Doggle, TDAA  
Ed Kargbo, Yellow Cab

#### Welcome & Call the Meeting to Order:

Dale Murphy called the meeting to order at 5:03 p.m.

#### 1. CITIZENS COMMUNICATIONS:

None.

#### 2. APPROVAL OF MINUTES –

a) March 10, 2015

Motion to approve the minutes. Motion made by Stephanie Trinh and seconded by Ernest Saulmon. Motion passed 5-0. (Commission Members George Farris, Steven Hart, and Ernest Saulmon were absent at this vote.)

### 3. STAFF BRIEFING, REPORTS AND PRESENTATIONS

- a) Planning & Engineering Capital Improvement Project Monthly Status Report was presented by Robert Hengst, Aviation Department. Art in Public Places (AIPP) update was presented by Matt Coldwell, Aviation Department.
- b) Airport Tenant Updates – presented by Stephanie Tucker, Aviation Department.
- c) Finance & Operations Reports for Fiscal Year 2015 to date – presented by David Arthur, Aviation Department.
- d) Ground Transportation Staging Area (GTSA) Transactions Report for February, 2015 – presented by Perla Compton, Aviation Department.
- e) Update on Transportation Network Companies (TNC) operating at the Airport— presented by Patti Edwards, Aviation Department.

Ed Kargbo, a representative of Yellow Cab, was allotted 3 minutes to speak on this topic.

### 4. ABIA Action Items

- a) Vote on a recommendation to City Council regarding the following:
  - i. Authorize award and execution of a 36-month supply contract with KLEPZIG INC. to provide decomposed granite gravel in an amount not to exceed \$741,408, with three 12-month extension options in an amount not to exceed \$247,136 per extension option, for a total contract amount not to exceed \$1,482,817.  
  
Motion to approve action item made by Steven Hart and seconded by Ernest Saulmon. Motion passed 5-0. (Commission Members Teddy McDaniel, III and James Kelsey were absent at this vote.)
  - ii. Authorize award and execution of Amendment No. 2 to a contract with AIR TRANSPORT IT SERVICES, INC, for the expansion of the shared use passenger processing system at Austin-Bergstrom International Airport to add an additional 12-months to the contract term and increase the contract authorization in an amount not to exceed \$314,313 for a revised total contract amount not to exceed \$1,571,568.

Motion to approve action item made by Ernest Saulmon and seconded by Steven Hart. Motion passed 5-0. (Commission

Members Teddy McDaniel, III and James Kelsey were absent at this vote.)

- iii. Authorize award and execution of a 12-month service contract through the STATE OF TEXAS DEPARTMENT OF INFORMATION RESOURCES contract with VERIZON WIRELESS, AT&T MOBILITY and T-MOBILE USA for wireless communication services and equipment in an amount not to exceed \$2,500,000 each and combined, with four 12-month extension options in an amount each and combined not to exceed \$2,575,000 for the first extension option, \$2,652,250 for the second extension option, \$2,731,818 for the third extension option, and \$2,813,772 for the fourth extension option, for a total contract amount not to exceed \$12,272,840 each and combined.

Motion to approve action item made by Steven Hart and seconded by George Farris. Motion passed 5-0. (Commission Members Teddy McDaniel, III and James Kelsey were absent at this vote.)

## 5. NEW BUSINESS

- a) Annual Review is due May 31, 2015.

## 6. OLD BUSINESS

- a) Status of action items upon which the Commission has made a recommendation to Council.

Authorize the use of the construction manager-at-risk method of contracting for construction of the new ABIA Parking Garage with Administration Offices Project at the Austin-Bergstrom International Airport (ABIA). **[Item went to City Council on March 26, 2015 and passed.]**

Authorize award and execution of a 36-month contract with CDW GOVERNMENT, LLC., to provide electric visual display systems for Austin-Bergstrom International Airport in an amount not to exceed \$1,600,000, with two 12-month extension options in an amount not to exceed \$200,000 per extension option, for a total contract amount not to exceed \$2,000,000. **[Pending review by Council committee.]**

Authorize award and execution of two 36-month contracts with VIDTRONIX TICKET & LABEL, LLC and OMNIDATA SERVICES GROUP, LLC for the purchase of as-needed replacement parts for the shared-use passenger processing system at the Austin-Bergstrom International Airport in an amount not to exceed \$450,000 each and combined, with two 12-month extension options in an amount not to exceed \$150,000 each and combined per extension option, for a total

contract amount not to exceed \$750,000 each and combined. **[Item went to City Council on March 26, 2015 and passed.]**

Authorize award and execution of a 43-month contract through the National Joint Powers Alliance with W.W. GRAINGER, INC., to purchase industrial supplies, equipment, tools, and services in an amount not to exceed \$16,500,000, with one 12-month extension option in an amount not to exceed \$4,500,000, for a total contract amount not to exceed \$21,000,000. **[Item went to Council on March 26, 2015 and passed.]**

Authorize award and execution of a 12-month contract with CONVERGINT TECHNOLOGIES, LLC for maintenance and technical support for the security system at the Austin-Bergstrom International Airport in an amount not to exceed \$191,840, with four 12-month extension options in an amount not to exceed \$197,260 for the first extension option, \$197,860 for the second extension option, \$198,460 for the third extension option, and \$199,060 for the fourth extension option, for a total contract amount of not to exceed \$984,480. **[Item went to City Council on March 26, 2015 and passed.]**

## **7. FUTURE AGENDA ITEMS**

### **ADJOURNMENT.**

Motion to adjourn was made by Steven Hart and seconded by Ernest Saulmon. Motion passed 5-0 (Commission Members Teddy McDaniel, III and James Kelsey were absent at this vote.)

Meeting was adjourned at 5:46 p.m.

**Date of next meeting:** May 12, 2015.

Monthly Report - Austin Airport Advisory Commission with Financials

Project	Subproject	Subproject Manager	Current Subproject Status Info	FDU	Expenses YTD	Spend Plan Amount - Budget - FDU Level - Current Year
5415	ABIA Terminal Electrical Improvements	Stalder, Ricky	Have requested proposal from the consultant for construction phase services. Awaiting his reply.	4910 8107 3188		\$400,000
	ABIA Terminal Area Spalling Improvements	Pirtle, Robert	The Aviation Department has decided to ask the Contractor, Restek, to complete the roadway expansion joints and install the cover plates. A new project will be set up to deal with the pedestrian expansion joint cover plates under a separate project. The Owner is expecting the sealant manufacturer, Sika, to pay for additional costs associated with replacement of Sika's failed urethane sealant and re-seal the joints with a more appropriate, silicone sealant. If Restek and Sika refuse to the remediation plan, the Owner may decide to sever ties with the Contractor and Sika, and pursue completion of the work by other means.	4910 8107 3172	\$183,248	\$314,407
	ABIA Terminal Fire Protection Improvements-Phase 2	Pirtle, Robert	The Contractor is substantially complete with all work on the project. Substantial Completion documents for all work zones have been issued. The new SouthTek Nitrogen system has arrived in Austin and is expected to be installed during the week of April 18th. Purchlist workfor the drypipe system replacement continues.	4910 8107 3176	\$32,151	\$0
	Terminal Improvements 2012	Jones, Burton	No change.	4911 8107 A176	\$426,012	\$800,000
	Terminal East Infill Project	Jones, Burton	Construction is ongoing on Concourse level, TSA offices, Customs/Border Patrol offices, and baggage carousels on Apron level. Security gates at Concourse level are scheduled to open in late May. The TSA and CBP are scheduled to be complete in August. The EDS is scheduled to be complete in early 2016.	4910 8107 3190 4910 8107 6053 4911 8107 A190 4910 8107 3215 4910 8107 G215 4911 8107 A215 4912 8107 B060 4912 8107 B215	\$26,457 \$5,950 \$0 \$36,348 \$1,157,772 \$366,709 \$20,617,315	\$1,238,944 \$25,294 \$0 (\$117,027) \$4,994,437 \$1,026,750 \$400,000 \$26,148,458
	Records Management Implementation	Medici, Joseph	Airport continues to seek out alternatives for continuance of project.	4910 8107 3216	\$34,019	\$350,000
	Terminal Improvements 2013-Phase 8	Smythe-Macaulay, David	Notice to Proceed (NTP) was issued on April 20, 2015. Work is scheduled to start at the end of May 2015 with the West Trash Chute and Fall Protection. Currently hiring the material testing company and making arrangements to move trash from airport operations, and restrict elevator access during construction to trash removal and construction work only. Contractor is getting access for all subs and hiring the structural steel sub.	4910 8107 3244 4911 8107 A244	\$44,725 \$81,094	\$82,113 \$682,729
	Matrix Electrical Room HVAC Improvements	Stalder, Ricky	Have requested a proposal from the consultant for construction services. Waiting on his reply.	4910 8107 3253	\$3,743	\$72,916
	Potable Water System - Study	Chaney, Richard	Final JOC package submitted to QMD on 29Apr2015.	4910 8107 3264	\$23,566	\$100,000
	Food Court Improvements	Hengst, Robert	Final design revisions for the trash/recycle containers were made and order in process.	4910 8107 3265	\$121,174	\$150,000
	Wet Pipe Fire Protection System	Hengst, Robert	Contractor has completed approximately 45% of the scope of work.	4910 8107 3266	\$68,513	\$25,000
	Restrooms Completion	Kumarage, Rohini	Construction continues, finalizing plumbing, terrazzo, and tile work.	4910 8107 3285	\$472,796	\$1,250,000
	Shared Use Passenger Processing System	Folsom-Heath, Diana	RCA completed and submitted for April 23 CC meeting. Proposed Amendment No. 2 increase contract to allow for expansion of current shared use passenger system \$ 314,313	4910 8107 3283	\$767,860	\$1,202,285
	Terminal Boiler Replacement	Vonstein, Alison	Provide for updates to add new air carriers, add 12 mo extension to cover warranty period	4910 8107 3286	\$61,244	\$594,218
	Terminal Beam Rehabilitation	Chaney, Richard	NTP issued 4/22/15. Submittal and badging processes are underway. On site work is planned to start in May.	4910 8107 3287	\$22,411	\$50,000
	South Terminal FY2015	Mercado, Robert	Review meeting held on 14Apr2015 to discuss the findings of the testing/investigation results. Based on those findings, the consultant is developing recommendations for repairs to address the water seepage.	4910 8107 3310	\$2,136	\$0
	Upper Level Curbside Expansion Joints	Kumarage, Rohini	Preliminary planning has been initiated.	4910 8107 3312	\$0	\$125,000
			Design complete and reviewed/approved by QMD. Project being assigned to JOC.			

Monthly Report - Austin Airport Advisory Commission with Financials

Project	Subproject	Subproject Manager	Current Subproject Status Info	FDU	Expenses YTD	Spend Plan Amount - Budget - FDU Level - Current Year	
5696	ABIA Noise Mitigation	Ruby, Melinda	5696.001	Noise Mitigation Program Implementation	4910 8107 3132	\$643,222	\$0
			5702.008	Environmental Management System	4910 8107 3151	\$64,391	\$0
5702	ABIA Stormwater / Environmental	Vonstein, Alison	5702.011	Stormwater Drainage Improvements	4910 8107 3248	\$34,461	\$676,411
			5702.012	Terminal Pond Aerators	4911 8107 A248	\$56,340	\$963,589
6000	ABIA Airside Improvements	Kumarage, Rohini	5702.013	Reclaimed Water Booster Pump	4910 8107 3289	\$10,415	\$10,000
			6000.060	ARFF Building Re-roofing and Building Envelope Weatherproofing	4910 8107 3290	\$5,364	\$111,120
			6000.063	De-icing Storage Facility	4910 8107 3211	\$83,107	\$270,000
			6000.064	FAA Ductbank Relocation	4910 8107 3230	\$27,172	\$318,026
			6000.103	Electronic Airport Layout Plan And Utility Mapping	4910 8107 3231	\$215,375	\$1,287,078
			6001.112	Taxiway Alpha Completion Construction	4910 8107 3242	\$226,279	\$430,934
			6001.066	ABIA CONRAC	4910 8107 G241	\$3,925,468	\$6,077,420
			6001.067	Information Systems Bldg 7355 Emergency Power Improvements	4911 8107 A241	\$1,074,450	\$1,430,840
			6001.070	Parking Operation Improvements	4910 8107 3162	(\$ 64,285)	\$119,767
			6001.072	Information Technology Master Plan	4910 8107 3228	\$551,314	\$145,456
			6001.074	ABIA New Employee Parking Lot	4910 8107 3163	\$593,730	\$1,276,173
			6001.084	ABIA Bldg 6005 Improvements-Phase II (PAE)	4911 8107 A163	\$301,674	\$417,687
6001	ABIA Landside Facility Improvements	Kumarage, Rohini	6001.070	Parking Operation Improvements	4910 8107 3186	\$62,559	\$351,272
			6001.072	Information Technology Master Plan	4911 8107 A186	\$151,317	\$3,508,728
			6001.074	ABIA New Employee Parking Lot	4910 8107 3188	\$165,176	\$165,176
			6001.084	ABIA Bldg 6005 Improvements-Phase II (PAE)	4910 8107 3195	\$8,689	\$0
6001	Landside Roadway Improvements	Vonstein, Alison	6001.074	ABIA New Employee Parking Lot	4911 8107 A195	\$4,942	\$0
			6001.084	ABIA Bldg 6005 Improvements-Phase II (PAE)	4910 8107 3217	\$655,573	\$1,174,159
			6001.092	Landside Roadway Improvements	4911 8107 A217	\$497,608	\$1,150,000
			6001.093	Elevator Refurbishment	4910 8107 3249	\$14,867	\$68,746
6001.093	Elevator Refurbishment	Kumarage, Rohini	Received comments from QMD for 90% design.	4911 8107 A249	\$114,159	\$900,000	
6001.093	Elevator Refurbishment	Kumarage, Rohini	Received comments from QMD for 90% design.	4911 8107 A245	\$1,500,000	\$1,500,000	

Monthly Report - Austin Airport Advisory Commission with Financials

Project	Subproject	Subproject Manager	Current Subproject Status Info	FDU	Expenses YTD	Spend Plan Amount - Budget - FDU Level - Current Year
6001	Upper Level Embankment Inspections and Repairs	Taylor, David	The PER has been received and reviewed by ABIA and Quality Management with minor comments. A final revision will be completed by the end of April. Consultant is preparing proposal for services to design and to support bidding and construction based on the recommended repair option. This hybrid design of ties and soil nails is near budget but will have some extended traffic impacts.	4910 8107 3247	\$13,968	\$24,700
	Maintenance Complex Renovations - Bldg. 8220	Jones, Burton	The Department of Aviation has chosen to shelve the project until further notice. Consultant is wrapping up and preparing a final invoice at this time.	4911 8107 A247	\$111,893	\$900,000
	Connectivity Pedestrian Path - Segment 1	Vonstein, Alison	This project has been combined with 6001.092 Landside Roadway Improvements and is now called Landside Roadway and Pedestrian Improvements. 90% set was submitted to QMD for review on 4/2/15, and is under review. Additional services request for electrical services to address existing conditions is being processed (to come from the 6001.092 Landside Roadway Improvements funding). 90% set that addresses consultant team's internal comments was submitted 4/23/15.	4910 8107 3263 4911 8107 A263	\$19,745	\$500,000 \$750,000
	Demolish Buildings and Fence	Watson, Jerry	RS & H is working with the FAA on the CatEx classification with regards to the NEPA program.	4911 8107 A403	\$5,732	\$50,000
	Campus HVAC Improvements	Smythe-Macaulay, David	A new Project Manager has been assigned to the newly combined Campus HVAC project. The design Consultant has been asked to revise their proposal after a meeting to clarify expectations and requirements.	4911 8107 A407 4911 8107 A504	\$26,815 \$4,241	\$42,900 \$85,800
	Drainage Easement	Harbinson, Shane	Staff is currently working on project budget and schedule.	4912 8107 C504	\$0	\$171,300
	Motor Pool Improvements - Building 8225	Chaney, Richard	no change from 12/14 entry.	4910 8107 3292	\$0	\$40,000
	Landside Roadway and Pedestrian Improvements Phase 2	Smythe-Macaulay, David	Project has been canceled/deferred and will be combined with another DOA maintenance facility improvements project. Consultant is preparing their final invoice for this effort.	4911 8107 A501	\$15,580	\$150,000
	Water Quality and Detention Pond Infrastructure Improvements	Vonstein, Alison	Deleted the sidewalk and curbside improvements from RS&H's scope because the costs was out of budget. Currently working with Public Works, Engineering Services Division (ESD) and two consultants from the Rotation List to complete the deleted scope of work. All three proposals from ESD and the two consultants are being reviewed and negotiated.	4911 8107 A503 4912 8107 C500 4912 8107 C501	\$0 \$0 \$0	\$50,000 \$50,000 \$50,000
	Campus Signage Improvements	Henson, Torrey	The Dept. of Aviation requested that this project be combined with 6702.011 Stormwater Drainage Improvements. Supp. Amend #2, for design, bid, construction and post-construction phase services, was executed 2/11/15. Kick-off meeting held 2/19/15. Site visits for the various aspects of the project have taken place. The first was 3/6/15. Surveying is almost complete. Site visits and discussion to refine aspects of the scope are being completed. Modeling is complete. Design is scheduled for completion 11/6/15.	4912 8107 C502	\$0	\$50,000
Parking Garage & Admin Building - West Lot A - Design	Mercado, Robert	Fee proposal for the Pre-Design phase of the ABIA campus signage improvements submitted on 4/15/2015 and are under reviewed.	4912 8107 C503	\$0	\$25,000	
10531	Aviation Aipp	Hengst, Robert	Robert Mercado assigned as project manager.	4912 8107 C507	\$0	\$0
11222	SP (Spirit of Austin Lane) AIFP	Hengst, Robert	Sculptures have been installed and landscaping was completed 4/1/15. Irrigation and lighting adjustments will be made 4/4/15, at which point the artwork will be substantially complete. The final outstanding item will be plaques for each sculpture and the artist is working on this.	4910 8107 6052	\$213,758	\$221,924
	Apron Expansion	Camp, Robin	ABIA met with FAA regarding the scope of the apron and funding. The project team is in the process of allocating funds into the newly established subproject IDs and FDU's. Currently all funding is showing under the apron project ID. Spending plans and schedules will be updated after the allocations are set creating three tracking project IDs on the over all project.	4910 8107 3288 4911 8107 A288 4911 8107 A506 4911 8107 A507 4912 8107 C288	\$381,297 \$0 \$34,716 \$20,502 \$498,800	\$17,963,666 \$3,650,000 \$2,225,000 \$1,125,000 \$0
Total					\$35,249,972	\$80,496,996

PROPERTIES UPDATE

4/30/2015

PROJECT	STATUS
ABIA Retail	In design phase: insurance submitted for Hyatt Place surveying and boring
Air Canada	CPIS sent to tenant for safe installation in office space
Auntie Anne's - renovations	Pending completion of countertops - will reflect new corporate design with darker colors. Front of counters and signs completed.
Austin FBO	In design. Site plan approved.
Boingo - AT&T	CPIS submitted for review
Clean Energy - compressor addition	CPIS conceptually approved.
Drain repairs to infrastructure	Starting May 4, drain lines which have already been analyzed will be repaired and/or replaced to prevent further damage from leaks to our in infrastructure. Coordination underway with all tenants.
Scott Parking	In design, insurance information submitted for contractors, including tree removal
Signature - monument (curb) sign replacement	CPIS conceptually approved. Pending further information on sustainability question for solar lighting and LED. No contractor information submitted.
Sprint - relocation of Computer equipment from inside IT building to outside	CPIS submitted. Review underway by airport.
Southwest Airlines - curb counter replacements	CPIS conceptually approved. Pending reviews for data and layout changes
Southwest Airlines - Supervisor area	CPIS conceptually approved. Pending scheduling
Travelex -safe installation	CPIS approved to add safe at current location. Pending airport follow up on kiosk proposal that will include safe addition



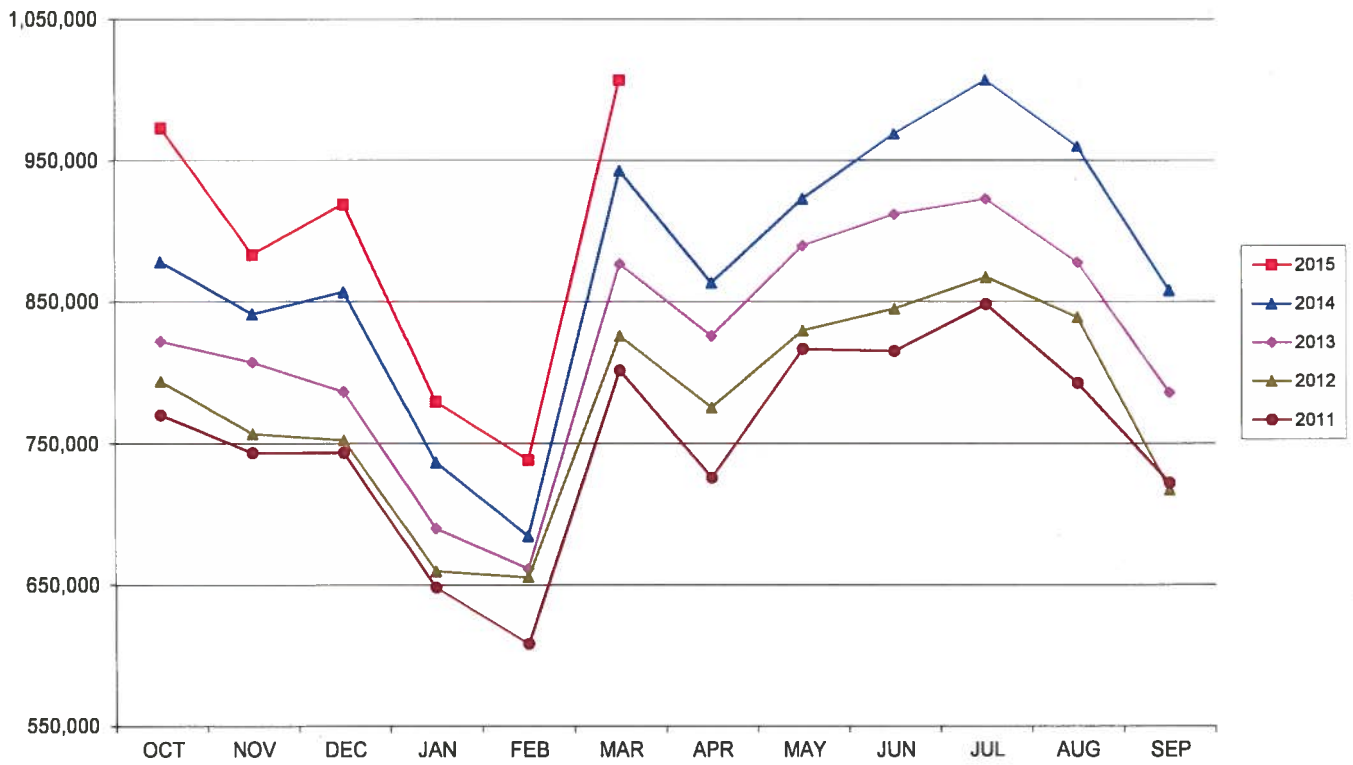
**CITY OF AUSTIN**  
**AUSTIN-BERGSTROM INTERNATIONAL AIRPORT**  
**Airport Operating Fund 5070**  
**Income Statement - For Internal Use Only**  
**Fiscal Year to Date for 6 Month(s) ended March 31, 2015**

	Amended Budget	Budget Annualized 6 month(s)	Year to Date w/ Encumb	Y-T-D Variance Fav (Unfav)	Y-T-D % Variance Fav (Unfav)
<b>REVENUE</b>					
<b>AIRLINE REVENUE</b>					
Landing Fees	22,169,000.00	11,084,500.00	11,475,489.26	390,989.26	3.5%
Terminal Rental & Other Fees	26,458,000.00	13,229,000.00	13,423,149.69	194,149.69	1.5%
<b>TOTAL AIRLINE REVENUE</b>	<b>48,627,000.00</b>	<b>24,313,500.00</b>	<b>24,898,638.95</b>	<b>585,138.95</b>	<b>2.4%</b>
<b>NON-AIRLINE REVENUE</b>					
Parking	34,714,813.00	17,357,406.50	16,742,834.74	(614,571.76)	(3.5%)
Other Concessions	23,926,741.00	11,963,370.50	11,694,599.19	(268,771.31)	(2.2%)
Other Rentals and Fees	8,275,851.00	4,137,925.50	3,827,976.75	(309,948.75)	(7.5%)
<b>TOTAL NON-AIRLINE REVENUE</b>	<b>66,917,405.00</b>	<b>33,458,702.50</b>	<b>32,265,410.68</b>	<b>(1,193,291.83)</b>	<b>(3.6%)</b>
Interest Income	109,598.00	54,799.00	53,193.04	(1,605.96)	(2.9%)
<b>TOTAL REVENUE</b>	<b>115,654,003.00</b>	<b>57,827,001.50</b>	<b>57,217,242.67</b>	<b>(609,758.83)</b>	<b>(1.1%)</b>
<b>OPERATING REQUIREMENTS</b>					
Fac Mgmt, Ops and Airport Security	43,962,265.00	21,981,132.50	21,531,475.20	449,657.30	2.0%
Airport Planning and Development	2,835,659.00	1,417,829.50	1,246,959.91	170,869.59	12.1%
Support Services	15,179,777.00	7,589,888.50	6,035,955.84	1,553,932.66	20.5%
Business Services	11,383,393.00	5,691,696.50	5,173,937.70	517,758.80	9.1%
<b>TOTAL OPERATING EXPENSES</b>	<b>73,361,094.00</b>	<b>36,680,547.00</b>	<b>33,988,328.65</b>	<b>2,692,218.35</b>	<b>7.3%</b>
<b>Debt Service</b>					
GO Debt Service Fund	26,041.00	13,020.50	13,020.50	0.00	0.0%
2013A Revenue Refunding Bonds	1,188,400.00	594,200.00	594,198.66	1.34	0.0%
2013 Prosperity Bank Loan	578,118.00	289,059.00	329,999.66	(40,940.66)	(14.2%)
2005 Variable rate Notes (Swap)	25,151,220.00	12,575,610.00	12,374,072.49	201,537.51	1.6%
2005 Variable rate Notes Fees	1,501,962.00	750,981.00	757,966.08	(6,985.08)	(0.9%)
PFC Debt Service Funding	(11,918,172.00)	(5,959,086.00)	(5,867,095.60)	(91,990.40)	(1.5%)
<b>TOTAL Net Debt Service</b>	<b>16,527,569.00</b>	<b>8,263,784.50</b>	<b>8,202,161.79</b>	<b>61,622.71</b>	<b>0.7%</b>
<b>OTHER REQUIREMENTS</b>					
Workers' Compensation	506,162.00	253,081.00	253,082.00	(1.00)	(0.0%)
Citywide Administrative Support	3,067,776.00	1,533,888.00	1,533,888.00	0.00	0.0%
Communications & Technology Mgmt	1,383,786.00	691,893.00	691,896.00	(3.00)	(0.0%)
Accrued Payroll	98,113.00	49,056.50	49,056.50	0.00	0.0%
Liability Reserve	17,000.00	8,500.00	8,500.00	0.00	0.0%
Operating Reserve	1,266,849.00	633,424.50	633,424.50	0.00	0.0%
CTECC	144,375.00	72,187.50	72,189.00	(1.50)	(0.0%)
Trunked Radio Allocation	108,526.00	54,263.00	54,256.00	7.00	0.0%
<b>TOTAL OTHER REQUIREMENTS</b>	<b>6,592,587.00</b>	<b>3,296,293.50</b>	<b>3,296,292.00</b>	<b>1.50</b>	<b>0.0%</b>
<b>TOTAL REQUIREMENTS</b>	<b>96,481,250.00</b>	<b>48,240,625.00</b>	<b>45,486,782.44</b>	<b>2,753,842.56</b>	<b>5.7%</b>
<b>EXCESS (DEFICIT) OF TOTAL AVAILABLE FUNDS OVER TOTAL REQUIREMENTS</b>					
	19,172,753.00	9,586,376.50	11,730,460.23	2,144,083.73	22.4%

**CITY OF AUSTIN  
AUSTIN-BERGSTROM INTERNATIONAL AIRPORT  
INCOME STATEMENT COMPARISON THIS YEAR VS. LAST YEAR**

	This month - This Year vs. Last Year				Fiscal YTD - This Year vs. Last Year			
	FY15 (Mar 15) vs FY14 (Mar 14)				FY15 (Oct 14 - Mar 15) vs FY14 (Oct 13 - Mar 14)			
	FY15 Mar-15	FY14 Mar-14	Fav (Unfav) \$ Variance	Fav (Unfav) % Variance	FY15 Mar-15	FY14 Mar-14	Fav (Unfav) \$ Variance	Fav (Unfav) % Variance
<b>Airline Revenue</b>								
Landing Fees	1,994,208.87	1,950,206.00	44,002.87	2.3%	11,475,489.26	10,806,258.00	669,231.26	6.2%
Terminal Rental & Other Fees	2,165,273.08	2,092,483.00	72,790.08	3.5%	13,423,149.69	12,001,330.00	1,421,819.69	11.8%
Total Airline Revenue	4,159,481.95	4,042,689.00	116,792.95	2.9%	24,898,638.95	22,807,588.00	2,091,050.95	9.2%
<b>Non-Airline Revenue</b>								
Parking	2,952,569.94	2,689,734.00	262,835.94	9.8%	16,742,834.74	15,793,036.00	949,798.74	6.0%
Food/Beverage & Retail	880,490.40	708,683.00	171,807.40	24.2%	4,339,948.24	3,692,372.00	647,576.24	17.5%
Rental Car	1,146,662.18	1,272,585.00	(125,922.82)	(9.9%)	6,186,645.92	6,131,574.00	55,071.92	0.9%
Advertising	133,630.83	226,310.00	(92,679.17)	(41.0%)	805,537.24	665,208.00	140,329.24	21.1%
Other Concessions	31,977.04	39,919.00	(7,941.96)	(19.9%)	362,467.79	323,267.00	39,200.79	12.1%
Other Rentals and Fees	618,789.31	609,890.00	8,899.31	1.5%	3,827,976.75	3,610,301.00	217,675.75	6.0%
Total Non-Airline Revenue	5,764,119.70	5,547,121.00	216,998.70	3.9%	32,265,410.68	30,215,758.00	2,049,652.68	6.8%
Interest Income	12,963.63	6,682.00	6,281.63	94.0%	53,193.04	54,799.00	(1,605.96)	(2.9%)
<b>Total Operating Revenue</b>	<b>9,936,565.28</b>	<b>9,596,492.00</b>	<b>340,073.28</b>	<b>3.5%</b>	<b>57,217,242.67</b>	<b>53,078,145.00</b>	<b>4,139,097.67</b>	<b>7.8%</b>
<b>Operating Requirements</b>								
Fac Mgmt, Ops and Airport Security	3,447,412.08	2,982,140.00	(465,272.08)	(15.6%)	21,531,475.20	20,756,858.00	(774,617.20)	(3.7%)
Airport Planning and Development	191,069.36	165,253.00	(25,816.36)	(15.6%)	1,246,959.91	1,032,592.00	(214,367.91)	(20.8%)
Support Services	1,015,265.42	801,292.00	(213,973.42)	(26.7%)	6,035,955.84	5,851,071.00	(184,884.84)	(3.2%)
Business Services	760,318.49	825,854.00	65,535.51	7.9%	5,173,937.70	5,119,200.00	(54,737.70)	(1.1%)
Total Operating Expense	5,414,065.35	4,774,539.00	(639,526.35)	(13.4%)	33,988,328.65	32,759,721.00	(1,228,607.65)	(3.8%)
<b>Debt Service</b>								
GO Debt Service Fund	2,170.08	2,258.00	87.92	3.9%	13,020.50	13,545.00	524.50	3.9%
2013A Revenue Refunding Bonds	99,033.33	113,815.00	14,781.67	13.0%	594,198.66	682,891.00	88,692.34	13.0%
2013 Prosperity Bank Loan	73,333.33	0.00	(73,333.33)	N/A	329,999.66	0.00	(329,999.66)	N/A
2005 Variable rate Notes (Swap)	2,037,802.00	2,008,060.00	(29,742.00)	(1.5%)	12,374,072.49	12,315,887.00	(58,185.49)	(0.5%)
2005 Variable rate Notes Fees	125,693.66	272,764.00	147,070.34	53.9%	757,966.08	1,592,117.00	834,150.92	52.4%
PFC Debt Service Funding	(967,075.16)	(1,024,348.00)	(57,272.84)	(5.6%)	(5,867,095.60)	(6,241,015.00)	(373,919.40)	(6.0%)
Total Debt Service	1,370,957.24	1,372,549.00	1,591.76	0.1%	8,202,161.79	8,363,425.00	161,263.21	1.9%
<b>Other Requirements</b>								
Workers' Compensation	42,180.00	38,578.00	(3,602.00)	(9.3%)	253,082.00	231,472.00	(21,610.00)	(9.3%)
Citywide Administrative Support	255,648.00	218,776.00	(36,872.00)	(16.9%)	1,533,888.00	1,312,661.00	(221,227.00)	(16.9%)
Communications & Technology Mgmt	115,315.00	122,079.00	6,764.00	5.5%	691,896.00	732,470.00	40,574.00	5.5%
Accrued Payroll	8,176.08	10,629.00	2,452.92	23.1%	49,056.50	63,774.00	14,717.50	23.1%
Compensation Adjustment	0.00	647.00	647.00	100.0%	0.00	6,674.00	6,674.00	100.0%
Operating Reserve	105,570.75	65,299.00	(40,271.75)	(61.7%)	633,424.50	391,791.00	(241,633.50)	(61.7%)
CTECC	12,031.00	10,443.00	(1,588.00)	(15.2%)	72,189.00	62,658.00	(9,531.00)	(15.2%)
Trunked Radio Allocation	9,045.00	9,026.00	(19.00)	(0.2%)	54,256.00	54,159.00	(97.00)	(0.2%)
Liability Reserve	1,416.67	1,667.00	250.33	15.0%	8,500.00	10,000.00	1,500.00	15.0%
Total Other Requirements	549,382.50	477,144.00	(72,238.50)	(15.1%)	3,296,292.00	2,865,659.00	(430,633.00)	(15.0%)
<b>Total Requirements</b>	<b>7,334,405.09</b>	<b>6,624,232.00</b>	<b>(710,173.09)</b>	<b>(10.7%)</b>	<b>45,486,782.44</b>	<b>43,988,805.00</b>	<b>(1,497,977.44)</b>	<b>(3.4%)</b>
<b>SURPLUS (DEFICIT) OF TOTAL AVAILABLE FUNDS OVER TOTAL REQUIREMENTS</b>	<b>\$ 2,602,160.19</b>	<b>\$ 2,972,260.00</b>	<b>\$ (370,099.81)</b>	<b>(12.5%)</b>	<b>\$ 11,730,460.23</b>	<b>\$ 9,089,340.00</b>	<b>\$ 2,641,120.23</b>	<b>29.1%</b>

AUSTIN PASSENGER TRAFFIC  
5 Year Trend



# Austin-Bergstrom International Airport

## Aviation Activity Report

### Fiscal Year 2015 vs 2014

	03/2015	03/2014	Percent Change	10/2014 - 03/2015	10/2013 - 03/2014	Percent Change
<b><u>Passenger Activity</u></b>						
Domestic Enplaned Revenue	482,340	455,352	5.93	2,544,017	2,398,487	6.07
Domestic Deplaned Revenue	484,557	455,591	6.36	2,542,571	2,398,759	6.00
International Enplaned Revenue	9,361	5,570	68.06	46,093	16,507	179.23
International Deplaned Revenue	9,969	5,908	68.74	46,662	16,872	176.56
Domestic Enplaned Non-Revenue	10,331	10,130	1.98	61,322	56,899	7.77
Domestic Deplaned Non-Revenue	10,146	10,027	1.19	58,000	52,552	10.37
International Enplaned Non-Revenue	98	120	-18.33	526	232	126.72
International Deplaned Non-Revenue	97	127	-23.62	523	255	105.10
South Terminal-Intl Enplaned Revenue	0	0	0.00	0	0	0.00
South Terminal-Intl Deplaned Revenue	0	0	0.00	0	0	0.00
South Terminal-Intl Enplaned Non-Revenue	0	0	0.00	0	0	0.00
South Terminal-Intl Deplaned Non-Revenue	0	0	0.00	0	0	0.00
<b>Passenger Totals</b>	<b>1,006,899</b>	<b>942,825</b>	<b>6.80</b>	<b>5,299,714</b>	<b>4,940,563</b>	<b>7.27</b>

**CURRENT PASSENGER RECORD = 1,006,899      RECORD SET = MARCH 2015**

<b><u>Aircraft Operations</u></b>						
Air Carrier	9,373	8,962	4.59	52,917	49,712	6.45
Commuter & Air Taxi	1,626	1,555	4.57	8,362	9,316	-10.24
Military	503	706	-28.75	2,801	3,017	-7.16
<b>General Aviation</b>						
Itinerant	4,477	4,260	5.09	25,939	23,853	8.75
Local	204	0	0	1,138	482	136.10
<b>Total G.A.</b>	<b>4,681</b>	<b>4,260</b>	<b>9.88</b>	<b>27,077</b>	<b>24,335</b>	<b>11.27</b>
<b>Total Operations</b>	<b>16,183</b>	<b>15,483</b>	<b>4.52</b>	<b>91,157</b>	<b>86,380</b>	<b>5.53</b>

# Austin-Bergstrom International Airport

## Aviation Activity Report

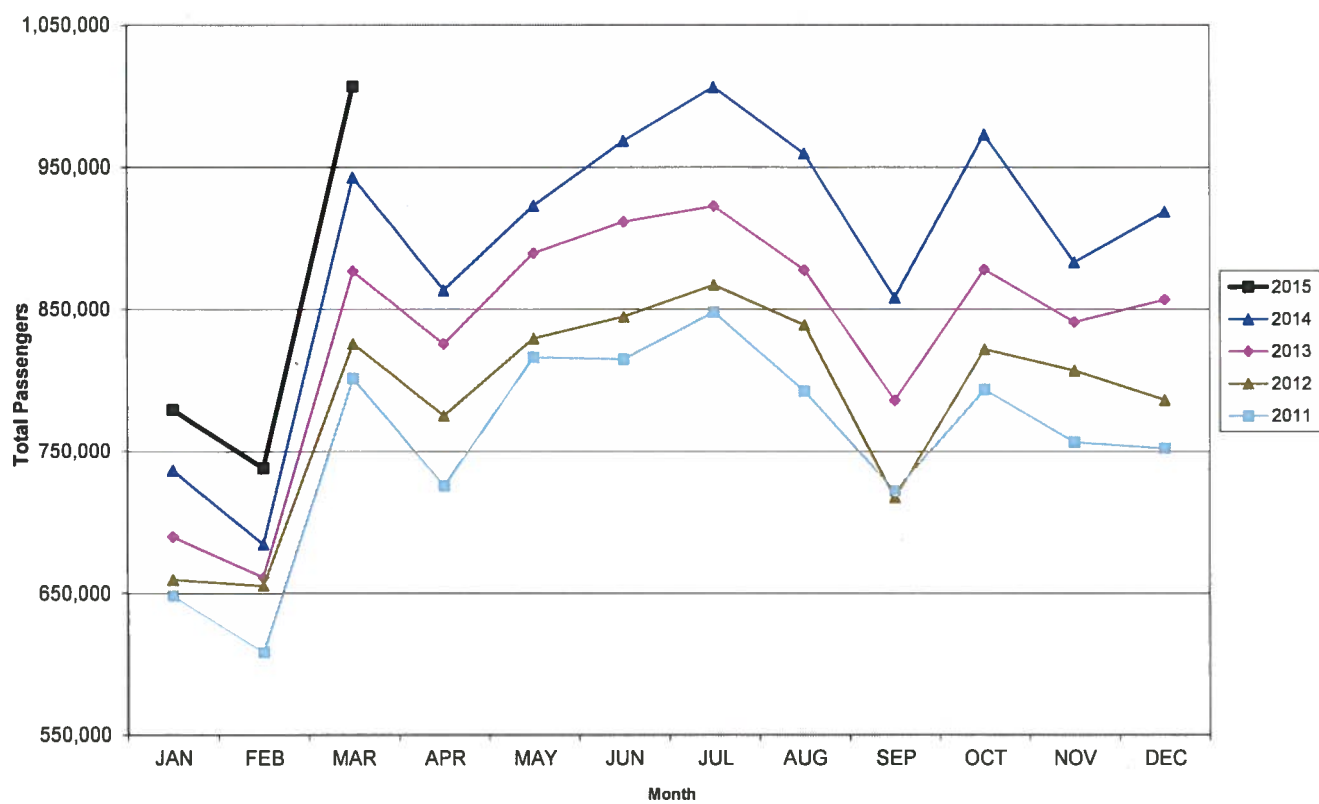
### Fiscal Year 2015 vs 2014

	03/2015	03/2014	Percent Change	10/2014 - 03/2015	10/2013 - 03/2014	Percent Change
<b><u>Cargo Activity</u></b>						
<b>Mail</b>						
Domestic Enplaned Mail	201,936	153,179	31.83	914,691	860,455	6.30
Domestic Deplaned Mail	306,553	193,828	58.16	1,455,675	1,101,858	32.11
International Enplaned Mail	0	0	0.00	1,103,232	0	0.00
International Deplaned Mail	0	0	0.00	0	0	0.00
South Terminal-Intl Enplaned Mail	0	0	0.00	0	0	0.00
South Terminal-Intl Deplaned Mail	0	0	0.00	0	0	0.00
<b>Mail Totals</b>	<b>508,489</b>	<b>347,007</b>	<b>46.54</b>	<b>3,473,598</b>	<b>1,962,313</b>	<b>77.02</b>
<b>Cargo</b>						
Domestic Enplaned Cargo	4,879,629	4,745,901	2.82	30,566,735	29,757,566	2.72
Domestic Deplaned Cargo	5,088,798	5,826,156	-12.66	31,292,824	36,566,619	-14.42
International Enplaned Cargo	475,131	343,038	38.51	2,859,497	3,345,285	-14.52
International Deplaned Cargo	175,457	437,408	-59.89	2,327,303	3,047,507	-23.63
South Terminal-Intl Enplaned Cargo	0	0	0.00	0	0	0.00
South Terminal-Intl Deplaned Cargo	0	0	0.00	0	0	0.00
<b>Cargo Totals</b>	<b>10,619,015</b>	<b>11,352,503</b>	<b>-6.46</b>	<b>67,046,359</b>	<b>72,716,977</b>	<b>-7.80</b>
<b>Belly Freight</b>						
Domestic Enplaned Belly Freight	304,285	237,950	27.88	1,531,403	1,382,698	10.75
Domestic Deplaned Belly Freight	528,965	431,987	22.45	2,887,636	2,556,467	12.95
International Enplaned Belly Freight	409,295	718,913	-43.07	2,361,490	718,913	228.48
International Deplaned Belly Freight	503,529	714,912	-29.57	2,137,867	714,912	199.04
South Terminal-Intl Enplaned Belly Frt	0	0	0.00	0	0	0.00
South Terminal-Intl Deplaned Belly Frt	0	0	0.00	0	0	0.00
<b>Belly Freight Totals</b>	<b>1,746,074</b>	<b>2,103,762</b>	<b>-17.00</b>	<b>8,918,396</b>	<b>5,372,990</b>	<b>65.99</b>
<b>Cargo Totals (Mail, Cargo, Belly Freight)</b>	<b>12,873,578</b>	<b>13,803,272</b>	<b>-6.74</b>	<b>79,438,353</b>	<b>80,052,280</b>	<b>-0.77</b>

CURRENT CARGO RECORD = 40,215,518

RECORD SET = MARCH 2001

AUSTIN PASSENGER TRAFFIC  
5 Year Trend



# Austin-Bergstrom International Airport

## Aviation Activity Report

### Calendar Year 2015 vs 2014

	03/2015	03/2014	Percent Change	01/2015 - 03/2015	01/2014 - 03/2014	Percent Change
<b><u>Passenger Activity</u></b>						
Domestic Enplaned Revenue	482,340	455,352	5.93	1,202,843	1,139,146	5.59
Domestic Deplaned Revenue	484,557	455,591	6.36	1,216,827	1,150,256	5.79
International Enplaned Revenue	9,361	5,570	68.06	22,349	9,204	142.82
International Deplaned Revenue	9,969	5,908	68.74	23,588	9,826	140.06
Domestic Enplaned Non-Revenue	10,331	10,130	1.98	30,127	28,797	4.62
Domestic Deplaned Non-Revenue	10,146	10,027	1.19	28,530	26,851	6.25
International Enplaned Non-Revenue	98	120	-18.33	240	153	56.86
International Deplaned Non-Revenue	97	127	-23.62	231	172	34.30
Passenger Totals	1,006,899	942,825	6.80	2,524,735	2,364,405	6.78

**CURRENT PASSENGER RECORD = 1,006,899 RECORD SET = MARCH 2015**

#### **Aircraft Operations**

Air Carrier	9,373	8,962	4.59	25,706	23,978	7.21
Commuter & Air Taxi	1,626	1,555	4.57	3,851	4,525	-14.90
Military	503	706	-28.75	1,444	1,727	-16.39
General Aviation						
Itinerant	4,477	4,260	5.09	12,195	11,753	3.76
Local	204	0	0	386	66	484.85
Total G.A.	4,681	4,260	9.88	12,581	11,819	6.45
Total Operations	16,183	15,483	4.52	43,582	42,049	3.65

# Austin-Bergstrom International Airport

## Aviation Activity Report

### Calendar Year 2015 vs 2014

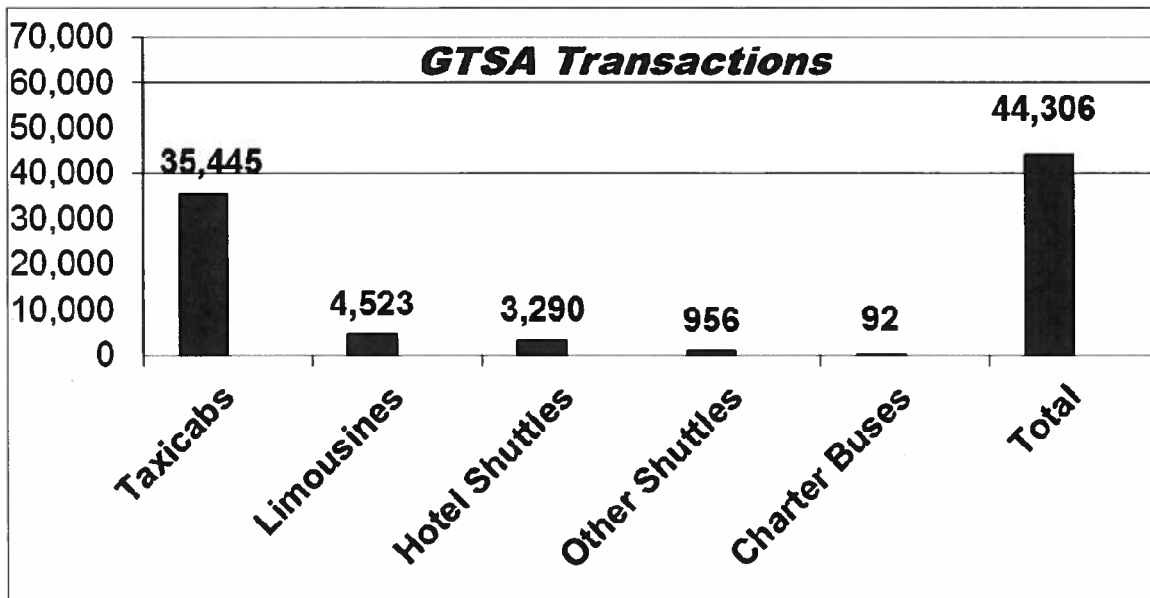
	03/2015	03/2014	Percent Change	01/2015 - 03/2015	01/2014 - 03/2014	Percent Change
<b><u>Cargo Activity</u></b>						
<b>Mail</b>						
Domestic Enplaned Mail	201,936	153,179	31.83	537,739	391,900	37.21
Domestic Deplaned Mail	306,553	193,828	58.16	838,312	503,599	66.46
International Enplaned Mail	0	0	0.00	0	0	0.00
International Deplaned Mail	0	0	0.00	0	0	0.00
<b>Mail Totals</b>	<b>508,489</b>	<b>347,007</b>	<b>46.54</b>	<b>1,376,051</b>	<b>895,499</b>	<b>53.66</b>
<b>Cargo</b>						
Domestic Enplaned Cargo	4,879,629	4,745,901	2.82	14,478,763	13,917,477	4.03
Domestic Deplaned Cargo	5,088,798	5,826,156	-12.66	14,828,251	17,262,981	-14.10
International Enplaned Cargo	475,131	343,038	38.51	1,315,372	1,008,109	30.48
International Deplaned Cargo	175,457	437,408	-59.89	411,914	911,194	-54.79
<b>Cargo Totals</b>	<b>10,619,015</b>	<b>11,352,503</b>	<b>-6.46</b>	<b>31,034,300</b>	<b>33,099,761</b>	<b>-6.24</b>
<b>Belly Freight</b>						
Domestic Enplaned Belly Freight	304,285	237,950	27.88	811,336	648,217	25.16
Domestic Deplaned Belly Freight	528,965	431,987	22.45	1,527,226	1,235,187	23.64
International Enplaned Belly Freight	409,295	718,913	-43.07	1,317,979	718,913	83.33
International Deplaned Belly Freight	503,529	714,912	-29.57	1,457,449	714,912	103.86
<b>Belly Freight Totals</b>	<b>1,746,074</b>	<b>2,103,762</b>	<b>-17.00</b>	<b>5,113,990</b>	<b>3,317,229</b>	<b>54.16</b>
<b>Cargo Totals (Mail, Cargo, Belly Freight)</b>	<b>12,873,578</b>	<b>13,803,272</b>	<b>-6.74</b>	<b>37,524,341</b>	<b>37,312,489</b>	<b>0.57</b>

CURRENT CARGO RECORD = 40,215,518

RECORD SET = MARCH 2001



GROUND TRANSPORTATION TRANSACTIONS  
APRIL 2015



YEAR TO YEAR COMPARISON			
SERVICE CATEGORY	APRIL 2015	APRIL 2014	% Increase/(decrease)
TAXICAB	35,445	29,817	18.9%
LIMOUSINE	4,523	3,918	15.4%
HOTEL SHUTTLE	3,290	3,583	(8.2%)
OTHER SHUTTLE	956	779	22.7%
CHARTER BUS	92	144	(36.1%)
<b>OVERALL TOTAL</b>	<b>44,306</b>	<b>38,241</b>	<b>15.9%</b>

**AGENDA**



**Recommendation for Council Action (Purchasing)**

Austin City Council	<b>Item ID:</b>	44971	<b>Agenda Number</b>	<ITEM_OUTLINE>
---------------------	-----------------	-------	----------------------	----------------

<b>Meeting Date:</b>	May 21, 2015
----------------------	--------------

<b>Department:</b>	Purchasing
--------------------	------------

Subject

Authorize award and execution of a 60-month service contract with TEXAS DISPOSAL SYSTEMS, INC., or another qualified offeror to RFP No. PAX0120, for total waste management services for the Aviation Department in an amount not to exceed \$6,450,000, with two 36-month extension options in an amount not to exceed \$4,200,000 per option for a total contract amount not to exceed \$14,850,000.

Amount and Source of Funding

Funding in the amount of \$65,000 is available in the Fiscal Year 2014-2015 Operating Budget of Aviation Departments. Funding for the remaining 57-months of the original contract period and extension options are contingent upon available funding in future budgets.

Fiscal Note

There is no unanticipated fiscal impact. A fiscal note is not required.

<b>Purchasing Language:</b>	Best evaluated proposal of two proposals received.
-----------------------------	--

<b>Prior Council Action:</b>	
------------------------------	--

<b>For More Information:</b>	Sai Xoomsai, Senior Buyer Specialist, 512-972-4016
------------------------------	--

<b>Boards and Commission Action:</b>	May 12, 2015 – To be reviewed by the Austin Airport Advisory Commission. May 13, 2015 – To be reviewed by the Zero Waste Advisory Commission.
--------------------------------------	--

<b>Related Items:</b>	
-----------------------	--

<b>MBE / WBE:</b>	This contract will be awarded in compliance with City Code Chapter 2-9C Minority Owned and Women Owned Business Enterprise Procurement Program. No subcontracting opportunities were identified; therefore, no goals were established for this solicitation.
-------------------	--

Additional Backup Information

The contract will provide for total waste management services to include all waste, recycle, and compost collection services at the Barbara Jordan Terminal Facility and Department of Aviation (DOA) locations at Austin-Bergstrom International Airport (ABIA). The intent of this new contract is to improve the airport's waste diversion in support of the City's Zero Waste Goal. Services requested under this contract will assist ABIA and its business partners with Universal Recycling Ordinance (City of Austin Code Ch. 15-6) compliance, while embracing core principals outlined in Austin's comprehensive plan, Imagine Austin.

Services include all personnel and equipment necessary to collect, transport, transfer, compact and dispose of waste, recyclables, and compostables generated from terminal building operations and inbound domestic aircraft, and DOA

operations. In addition, this contract will provide for profiling, packaging, collection and disposal services for regulated waste generated from DOA operations. Regulated waste includes hazardous waste, industrial waste, and special waste, for example, that is regulated by the Texas Commission on Environmental Quality. Contracted services also include an annual terminal waste and recycle sort, collection area clean-up activities, monthly waste diversion and equipment inventory reporting, equipment maintenance, and consultation services to improve waste diversion at Austin's primary commercial airport.

Upon contract execution, the contractor will obtain ABIA badges (background check and security training), obtain and install equipment, and train employees to provide services needed immediately. Immediate services include waste and recycling collection and related services at the terminal and landside DOA locations, and disposal of any regulated waste. Within six months the contractor will perform a waste and recycle sort report. Within six months of contract execution, the contractor will assist in establishing a composting program. The program will require evaluation and consulting services to establish and implement the program, as well as equipment and collection, disposal, clean-up, and reporting services. ABIA is in the design phase for a terminal and apron expansion project which will add additional gates and approximately 70,000 square feet to the terminal. The anticipated completion year is 2017. At that time, the contractor will need to provide additional equipment and collection services for the expanded area.

The scope of work was reviewed and approved by the Director of Austin Resource Recovery (ARR). The proposals were evaluated by a team comprised of individuals from ABIA and ARR with expertise in waste, recycle, and compost collection services. The panel members recommended Texas Disposal Systems, Inc. as the best proposer based on: program plan, concept and solutions, background, qualification, and prior experience, cost, and equipment offers.

This request allows for the development of an agreement with a qualified offeror that Council selects. If the City is unsuccessful in negotiating a satisfactory agreement with the selected offeror, negotiations will cease with that provider. Staff will return to Council so that Council may select another qualified offeror and authorize contract negotiations with this provider.

This contract will replace the current contract for waste and recycle services which will expire September 30, 2015, with no contract extension options remaining. Therefore, the timely execution of this contract is critical to airport operations. Adequate time is needed to transition to a new contractor. In addition, time is needed for the contractor to obtain and install equipment. Terminal operations generate approximately six tons of waste and one ton of recyclables daily, seven days per week and 24 hours per day. Service interruptions can greatly impact airport operations and create unacceptable safety hazards for airport employees and passengers. Waste and recyclables that back up onto the terminal apron create an aircraft hazard as these materials can be ingested into a jet engine; this is an unacceptable risk for the City.

MBE/WBE solicited: 24/23

MBE/WBE: proposal 0/0

#### **PRICE ANALYSIS**

- a. Adequate competition.
- b. 601 notices were sent, including 24 MBEs and 23 WBEs. Two proposals were received, with no response from the MBEs/WBEs.

#### **APPROVAL JUSTIFICATION**

- a. Best evaluated proposal received.
- b. The Purchasing Office concurs with the Aviation Department's recommended award.
- c. Advertised in the Austin American Statesman and on the Internet.

RFP EVALUATION MATRIX  
TOTAL WASTE MANAGEMENT  
RFP PAX0120

EVALUATION FACTORS	# Possible Points	TEXAS DISPOSAL SYSTEMS LANDFILL, INC.	REPUBLIC SERVICES, INC.
		AUSTIN, TX	AUSTIN, TX
Program Plan, Concept and Solutions Proposed	40.00	36.00	26.60
Background, Qualifications, Prior Experience of the Similar Size and Scope	15.00	12.40	10.60
Equipment	10.00	9.00	7.40
Local Business Presence	10.00	0.00	10.00
Cost	25.00	24.10	25.00
Interview	25.00	24.30	8.30
<b>Total</b>	<b>125.00</b>	<b>105.80</b>	<b>87.90</b>

\* As per Section 252.049 of the Local Government Code, contents of a proposal shall remain confidential until a contract is awarded or as directed by the Texas Attorney General's Office, therefore, the matrix will include points awarded for price, but exact pricing will not be disclosed.

# AGENDA



## Recommendation for Council Action (Purchasing)

Austin City Council	<b>Item ID:</b>	44929	<b>Agenda Number</b>	<ITEM_OUTLINE>
<b>Meeting Date:</b>	May 21, 2015			
<b>Department:</b>	Purchasing			
Subject				
<p>Authorize award and execution of a 36-month service contract with ALLIED FENCE &amp; SECURITY to provide fencing repair and installation in an amount not to exceed \$2,831,296, with three 12-month extension options in an amount not to exceed \$943,765 per extension option, for a total contract amount not to exceed \$5,662,592.</p>				
Amount and Source of Funding				
<p>Funding in the amount of \$314,588 is available in the Fiscal Year 2014-2015 Operating Budget of various departments and funding in the amount of \$195,000 is available in the Fiscal Year 2014-2015 Capital Budget of the Parks and Recreation Department. Funding in the amount of \$61,500 is available in the Fiscal Year 2014-2015 Capital Budget of the Austin Resource Recovery Department. Funding for the remaining 32 months of the original contract period and extension options are contingent upon available funding in future budgets.</p>				
Fiscal Note				
A fiscal note is attached.				
<b>Purchasing Language:</b>	Lowest bid received			
<b>Prior Council Action:</b>				
<b>For More Information:</b>	Paige McDonald, Senior Buyer, 512-974-2076			
<b>Boards and Commission Action:</b>	May 13, 2015 - To be reviewed by the Water and Wastewater Commission.			
<b>Related Items:</b>				
<b>MBE / WBE:</b>	This contract will be awarded in compliance with City Code Chapter 2-9D Minority Owned and Women Owned Business Enterprise Procurement Program. No subcontracting opportunities were identified; therefore, no goals were established for this solicitation.			
Additional Backup Information				
<p>The contract provides fencing services at various sites for multiple City departments including Parks and Recreation, Building Services, Austin Water, Austin Resource Recovery, Neighborhood Housing, Austin Energy, and the Public Works Department. The contractor will provide repair services for existing wood and metal fencing and will install new fencing as required.</p>				
<p>These services will enable departments to effectively manage their chain link and wood fencing needs, providing effective and individualized project management. It includes prompt repair services for circumstances such as damage to fences/gates and vandalized fences to protect critical City infrastructure.</p>				

Allied Fence Company currently purchases metal fencing materials that contain at least 20% recycled content, as well as wood products that conform to Forest Stewardship Council (FSC) principles. Allied Fence's primary supplier has provided written documentation of the recycled content of metal fencing materials and has agreed to provide FSC Chain of Custody Certificates upon request for any wood products used for City projects.

A recycling container is kept at Allied's facility year-round to collect scrap metal. Allied Fence will furnish reports to the City documenting the disposition of materials including chain link, posts, and other material removed/replaced during performance of City-authorized services. Wood waste materials are reused or mulched by a third party. If Allied Fence is unable to reuse or recycle certain items, they will furnish proof of delivery of those materials to a City approved landfill.

If the City does not have this contract, the administrative burden on City staff would increase due to the on-going need to then bid out each project. This would also result in higher prices being paid and could hinder the City's ability to quickly procure services affecting critical facilities such as the Combined Transportation Emergency and Communications Center and utility sites.

MBE/WBE solicited: 14/9

MBE/WBE bid: 2/0

**BID TABULATION**  
**IFB MPM0023**  
**FENCING INSTALLATION & REPAIR**  
**(99 line items)**

<b><u>Vendor</u></b>	<b><u>Total Bid</u></b> <b><u>Sample Items</u></b>
<b>Allied Fence &amp; Security (MBE)</b> <b>Austin, TX</b>	<b>\$497,648</b>
Metalink Corporation (MWBE) Austin, TX	\$548,277
Barrier Fence Systems San Marcos, TX	\$1,185,449
Hill Country Fence, Inc. Spicewood, TX	\$1,527,360

A complete bid tabulation is on file in the Purchasing Office and is on the City's Financial Services Austin Finance Online website at: [http://ci.austin.tx.us/financeonline/vendor\\_connection/solicitation/search.cfm](http://ci.austin.tx.us/financeonline/vendor_connection/solicitation/search.cfm)

**PRICE ANALYSIS**

- a. Adequate competition.
- b. 157 notices were sent including 12 MBEs and six WBEs. Four bids were received with two responses from MBEs.
- c. The pricing offered represents a less than 1% increase from the last purchase made in August 2008.

**APPROVAL JUSTIFICATION**

- a. Lowest bid received. Allied Fence & Security is the current provider of these services.
- b. The Purchasing Office concurs with the Parks and Recreation, Building Services, Austin Water, and Public Works Department's recommended award.
- c. Advertised in the Austin American Statesman and on the Internet.

**AGENDA**



**Recommendation for Council Action (CMD)**

<b>Austin City Council</b>	<b>Item ID:</b> 45593	<b>Agenda Number</b>	<ITEM_OUTLINE>
----------------------------	-----------------------	----------------------	----------------

<b>Meeting Date:</b>	June 4, 2015
----------------------	--------------

<b>Department:</b>	Contract Management
--------------------	---------------------

**Subject**

Authorize award and execution of a construction contract with PIATRA, INC. (FW/WBE 93.13%) for the construction of a new De-Icing Storage Facility project in the amount of \$223,895 plus a \$22,389 contingency, for a total contract amount not to exceed \$246,284.

**Amount and Source of Funding**

Funding is available in the Fiscal Year 2014-2015 Capital Budget of the Department of Aviation.

**Fiscal Note**

A fiscal note is attached.

<b>Purchasing Language:</b>	Lowest responsive bid of two bids received.
-----------------------------	---

<b>Prior Council Action:</b>	
------------------------------	--

<b>For More Information:</b>	Alison von Stein, 512-974-7217; Carrie Stefanelli, 512-530-6628; Lucy Bonee, 512-974-7967; Elizabeth Godfrey, 512-974-7141
------------------------------	--

<b>Boards and Commission Action:</b>	To be reviewed by the Austin Airport Advisory Commission on May 12, 2015.
--------------------------------------	---

<b>Related Items:</b>	
-----------------------	--

<b>MBE / WBE:</b>	This contract will be awarded in compliance with City Code Chapter 2-9A (Minority Owned and Women Owned Business Enterprise Procurement Program) through achievements of Good Faith Efforts with 6.01% MBE and 93.99% WBE participation.
-------------------	--

**Additional Backup Information**

The airlines that serve Austin Bergstrom International Airport (ABIA) routinely conduct aircraft de-icing activities during the winter season to ensure aircraft and passenger safety. Airlines must maintain an adequate supply of aircraft de-icing fluid onsite. ABIA periodically experiences significant ice events and, in the past, these events have resulted in flight cancellations due to the airlines not having a sufficient supply of de-icing fluid. Currently, the airlines store their de-icing fluid in tanks and containers located in various areas around the airport. Storage space constraints limit the amount of fluid that can be stored onsite. The new consolidated de-icing fluid storage facility will provide a central location with adequate space and controls. The facility will be constructed in compliance with all applicable land development, building, fire and environmental codes to protect human health and environment. The de-icing storage facility will be approximately 4,400 square feet and will include covered bays, paved access, berms, access restrictions and an aboveground storage tank pad with berms.

The Aviation Department will be reimbursed for the capital construction costs through the airport's leasing and rate structure with the airlines.

Due to the potential for unknown conflicts when working with existing conditions and to avoid delays in an operating airport, a 10% contingency has been included to allow for expeditious processing of change orders.

The contract allows 150 calendar days for completion of this project. This project is located within zip code 78719 and is managed by the Public Works Department.

Piatra, Inc. is located in Austin, Texas.



**M/WBE Summary**

Solicitation documents for CLMC509 De-Icing Storage Facility were distributed to 453 contractors using the City's Vendor Connection web portal. 45 general contractors obtained the bid documents and 2 bids were received. Bids were opened on April 16, 2015. The bid amount listed below is based on the unit prices and the estimated quantities contained in the solicitation and are only used for the purpose of comparison and evaluation of bids. PIATRA, INC. submitted the lowest responsive bid of 2 bids received:

Piatra, Inc., Austin, Texas	\$223,895
Trinity TransCon, L.L.C., Lantana, Texas	\$345,000

The contractor's choice of work methodology provides for five areas of subcontracting opportunities which are listed below. Project participation goals stated in the solicitation were 4.91% MBE and 2.31% WBE. Total participation estimated on base bid amount of \$223,895:

<u>WBE TOTAL – PRIME</u>	<u>\$208,503.04</u>	<u>93.13%</u>
Piatra, Inc., Austin, TX	\$208,503.04	93.13%
<u>MBE TOTAL – SUBCONTRACTORS</u>	<u>\$13,466.96</u>	<u>6.01%</u>
(FB) All Points Inspection, Austin, TX (Construction photography)	\$1,373.96	0.61%
(MH) IT Gonzales Engineers, Austin, TX (Surveying)	\$2,500.00	1.12%
(MH) Materials Products International, Ltd. (Rebar and materials)	\$4,218.00	1.88%
(MH) MG Limon Corporation (Trucking)	\$5,375.00	2.40%
<u>WBE TOTAL – SUBCONTRACTORS</u>	<u>\$1,925.00</u>	<u>0.86%</u>
(FW) Fuquay, Inc., Austin, TX (Construction entrance & silt fence)	\$1,925.00	0.86%

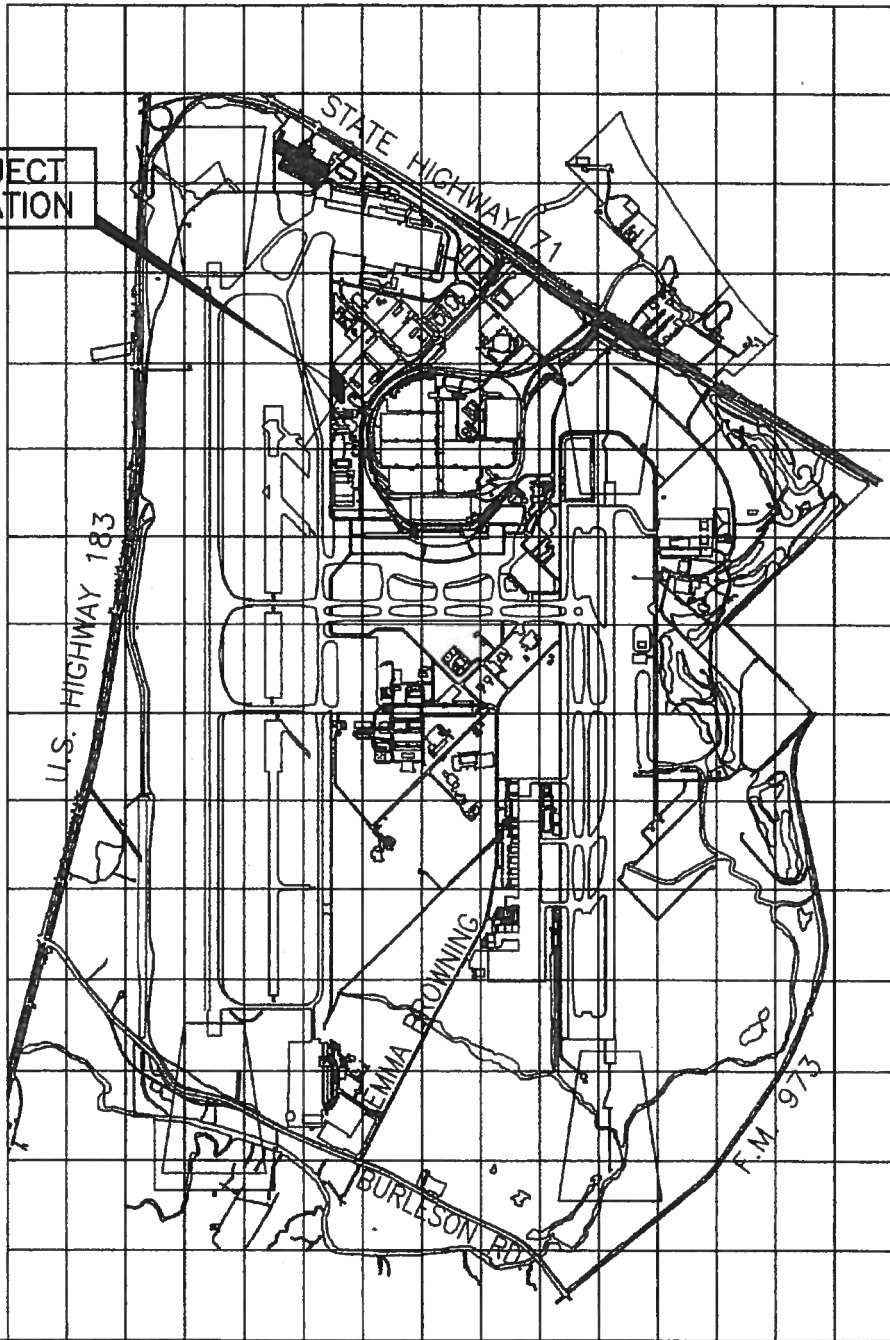
The Contractor submitted a MBE /WBE Compliance Plan that demonstrated a Good Faith Effort and was approved by the Department of Small & Minority Business Resources. Second low bidder information is provided.

SECOND BIDDER – Trinity TransCon, L.L.C., Lantana, TX \$201,202  
58.32% NON prime participation; 5.20% MBE; 2.90% WBE; 33.58% Non M/WBE subcontractor participation.



N.T.S.

PROJECT  
LOCATION



**S I T E   L O C A T I O N   M A P**

## **De-Icing Storage Facility**