



Airport Advisory Commission

REGULAR MEETING MINUTES

October 13, 2015

The Airport Advisory Commission convened in a regular meeting on October 13, 2015, at 2716 Spirit of Texas Drive, in Room 174-A in Austin, Texas.

Board Members in Attendance:

Teddy McDaniel, III	Stephanie Trinh	Greg Anderson	Mike Rodriguez
Paul Martin	Vicky Sepulveda	Albert Black	

Board Members Absent:

Luke Legate	Ernest Saulmon
-------------	----------------

Staff in Attendance:

Susana Carbajal, Jim Smith, Dave Arthur, Dowana Trantham, Perla Compton, Shane Harbinson, Julie Harris, Janice White, Robert Mercado, Jennifer Williams, Rick Stalder

Others Present:

Josh Crawford – Garver
Sean Brennan – RS&H
Chris Coons – CP&Y
Cris Ruebush – PGAL
Byron Chavez – RS&H
Charles Gates – Clear Channel
Joe Sanders – Hensel Phelps
David Epstein – Gensler
David Lynch – Gensler
Lynda Williams – City of Austin – Capital Contracting Office
Edward Campos – City of Austin – Capital Contracting Office
Cyrenthia Ellis – City of Austin – Capital Contracting Office
Alison von Stein – Public Works Department
Robert Pirtle – City of Austin Public Works Department

Welcome & Call the Meeting to Order:

Teddy McDaniel, III called the meeting to order at 5:07 p.m.

1. CITIZENS COMMUNICATIONS:

None.

Albert Black arrived at 5:08 p.m.

2. APPROVAL OF MINUTES –

- a) September 8, 2015

Motion to approve the minutes. Motion made by Mike Rodriguez and seconded by Paul Martin. Motion passed 7-0.

3. STAFF BRIEFING, REPORTS AND PRESENTATIONS

- a) Finance & Operations Reports for Fiscal Year 2015 to date—presented by Dave Arthur, Department of Aviation.
- b) Planning & Engineering Capital Improvement Project Monthly Status Report—presented by Jennifer Williams, Department of Aviation.
- c) Airport Tenant Updates—presented by Julie Harris, Department of Aviation.
- d) Transportation Network Companies (TNCs) Report.
- e) Ground Transportation Staging Area (GTSA) Transactions Report for September 2015—presented by Perla Compton, Department of Aviation.
- f) Status report on airport negotiations with airlines for applicable rates and charges at the Barbara Jordan Terminal—presented by Jim Smith, Department of Aviation.

4. ABIA Action Items

- a) Vote on a recommendation to City Council regarding the following:
 - i. Authorize execution of change order 3 to the construction contract with Prism Development, Inc., for the Information System Building Emergency Power Improvements at the Austin-Bergstrom International Airport project in the amount of \$79,156.22, for a total contract amount not to exceed \$1,217,063.12.

Motion to approve action item made by Paul Martin and seconded by Mike Rodriguez. Motion passed 7-0. (Commission Members Ernest Saulmon and Luke Legate were absent at this vote.)

- ii. Authorize funding for the Austin-Bergstrom International Airport Terminal/Apron Expansion and Improvements construction manager-at-risk contract with Hensel Phelps Construction Company for the contractual construction cost limitation amount of \$256,000,000 plus \$20,480,000 Owner contingency for a total not-to-exceed amount of \$276,480,000 and authorize negotiation and execution of future

guaranteed maximum price work authorization amendments for the construction of the terminal and apron expansion and improvements work.

Motion to approve action item made by Greg Anderson and seconded by Teddy McDaniel, III. Motion passed 6-1. Paul Martin voted against approving this item. (Commission Members Ernest Saulmon and Luke Legate were absent at this vote.)

Greg Anderson left the meeting at 6:01 p.m.

- iii. Authorize additional funding for the amount of \$18,000,000 for professional design fees for M. Arthur Gensler, Jr. and Associates Inc., dba Gensler to provide remaining professional services for the Austin-Bergstrom International Airport Terminal/Apron Expansion and Improvements Project for a total contract amount not to exceed \$36,000,000.

Motion to approve action item made by Stephanie Trinh and seconded by Teddy McDaniel, III. Motion passed 5-0-1. Mike Rodriguez abstained from this vote. (Commission Members Ernest Saulmon, Greg Anderson, and Luke Legate were absent at this vote.)

- iv. Authorize negotiation and execution of an interlocal agreement between the City and the Texas Department of Transportation for the design and construction of the relocation of Golf Course Road on Austin-Bergstrom International Airport.

Motion to approve action item made by Mike Rodriguez and seconded by Paul Martin. Motion passed 6-0. (Commission Members Ernest Saulmon, Greg Anderson, and Luke Legate were absent at this vote.)

- v. Approve a resolution authorizing acceptance of grants from the Federal Aviation Administration, the Department of Homeland Security, and other state and federal agencies to the City of Austin, Department of Aviation, for Austin-Bergstrom International Airport for Fiscal Year 2015-2016 in an amount not to exceed \$30,000,000.

Motion to approve action item made by Paul Martin and seconded by Mike Rodriguez. Motion passed 6-0. (Commission Members Ernest Saulmon, Greg Anderson, and Luke Legate were absent at this vote.)

- vi. Authorize negotiation and execution of a professional services agreement with DEMATTEI WONG ARCHITECTURE, INC., (staff recommendation) or one of the other qualified responders to Request For Qualifications Solicitation No CLMP182. To provide architectural services for the Austin Bergstrom International Airport Parking Garage and Administration Building in an amount not to exceed \$10,000,000.00.

Motion to approve action item made by Teddy McDaniel, III and seconded by Vicky Sepulveda. Motion passed 6-0. (Commission Members Ernest Saulmon, Greg Anderson, and Luke Legate were absent at this vote.)

5. NEW BUSINESS

None.

6. OLD BUSINESS

- a) Status of action items upon which the Commission has made a recommendation to Council.

Authorize award and execution of a 36-month contract with ASSOCIATED TIME PARKING & CONTROLS, to provide onsite maintenance, repair, and support services for the hardware, software, and associated peripherals for Aviation Department parking operations in an amount not to exceed \$2,157,688.25 with two (2) 24-month extension options in an amount not to exceed \$1,264,812.50 for extension one (1) and \$1,292,622.50 for extension two (2) for a total contract amount not to exceed \$4,715,123.25. **[Item went to Council on October 1, 2015 and passed.]**

Authorize execution of a contract with THYSSENKRUPP AIRPORT SYSTEMS, INC. to provide a mobile preconditioned air unit in an amount not to exceed \$204,577. **[Item went to Council on October 1, 2015 and passed.]**

Authorize execution of a contract with THYSSENKRUPP AIRPORT SYSTEMS, INC. to provide ground power units and a mobile trailer mounted ground power unit for mobile use in an amount not to exceed \$509,647. **[Item went to Council on October 1, 2015 and passed.]**

7. FUTURE AGENDA ITEMS

ADJOURNMENT.

Motion to adjourn was made by Stephanie Trinh and seconded by Vicky Sepulveda. Motion passed 6-0. (Commission Members Ernest Saulmon, Greg Anderson, and Luke Legate were absent at this vote.)

Meeting was adjourned at 6:31 p.m.

Date of next meeting: November 10, 2015.

CITY OF AUSTIN
AUSTIN-BERGSTROM INTERNATIONAL AIRPORT
Airport Operating Fund 5070
Income Statement - For Internal Use Only
Fiscal Year to Date for 12 Month(s) ended September 30, 2015 Close II

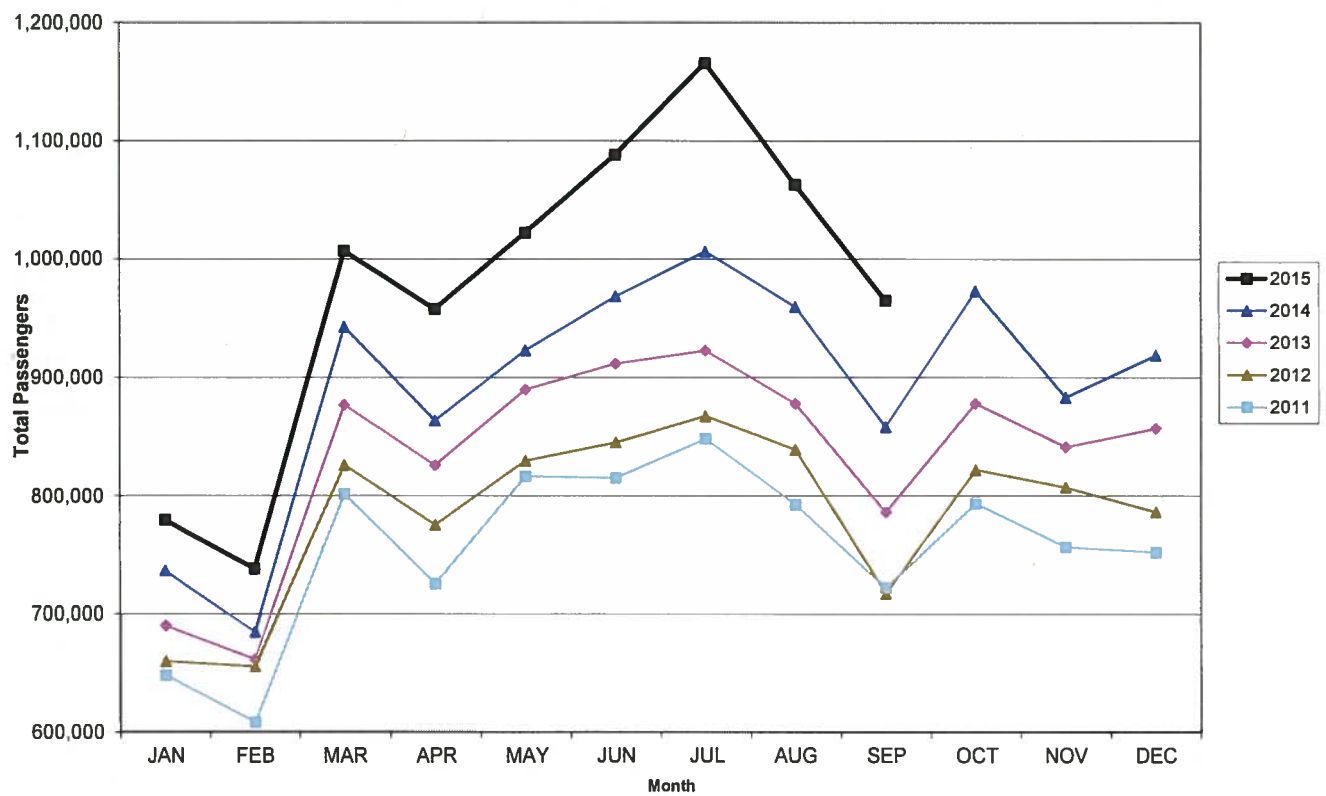
	Amended Budget	Year to Date w/ Encumb	Y-T-D Variance Fav (Unfav)	Y-T-D % Variance Fav (Unfav)
REVENUE				
AIRLINE REVENUE				
Landing Fees	22,169,000.00	24,320,969.75	2,151,969.75	9.7%
Terminal Rental & Other Fees	26,458,000.00	27,995,151.33	1,537,151.33	5.8%
TOTAL AIRLINE REVENUE	48,627,000.00	52,316,121.08	3,689,121.08	7.6%
NON-AIRLINE REVENUE				
Parking	34,714,813.00	36,586,048.85	1,871,235.85	5.4%
Other Concessions	23,926,741.00	24,736,328.24	809,587.24	3.4%
Other Rentals and Fees	8,275,851.00	8,848,609.26	572,758.26	6.9%
TOTAL NON-AIRLINE REVENUE	66,917,405.00	70,170,986.35	3,253,581.35	4.9%
Interest Income	109,598.00	153,177.15	43,579.15	39.8%
TOTAL REVENUE	115,654,003.00	122,640,284.58	6,986,281.58	6.0%
OPERATING REQUIREMENTS				
Fac Mgmt, Ops and Airport Security	43,962,265.00	42,347,911.45	1,614,353.55	3.7%
Airport Planning and Development	2,835,659.00	2,441,890.50	393,768.50	13.9%
Support Services	15,179,777.00	12,618,634.76	2,561,142.24	16.9%
Business Services	11,383,393.00	10,568,390.05	815,002.95	7.2%
TOTAL OPERATING EXPENSES	73,361,094.00	67,976,826.76	5,384,267.24	7.3%
Debt Service				
GO Debt Service Fund	26,041.00	26,040.00	1.00	0.0%
2013A Revenue Refunding Bonds	1,188,400.00	1,184,498.64	3,901.36	0.3%
2013 Prosperity Bank Loan	578,118.00	740,999.64	(162,881.64)	(28.2%)
2014 Bond Issuance	0.00	42,000.00	(42,000.00)	N/A
2005 Variable rate Notes (Swap)	25,151,220.00	24,746,428.49	404,791.51	1.6%
2005 Variable rate Notes Fees	1,501,962.00	1,498,863.97	3,098.03	0.2%
PFC Debt Service Funding	(11,918,172.00)	(11,719,519.43)	(198,652.57)	(1.7%)
TOTAL Net Debt Service	16,527,569.00	16,519,311.31	8,257.69	0.0%
OTHER REQUIREMENTS				
Workers' Compensation	506,162.00	506,162.00	0.00	0.0%
Citywide Administrative Support	3,067,776.00	3,067,776.00	0.00	0.0%
Communications & Technology Mgmt	1,383,786.00	1,383,786.00	0.00	0.0%
Accrued Payroll	98,113.00	201,820.84	(103,707.84)	(105.7%)
Liability Reserve	17,000.00	17,000.00	0.00	0.0%
Operating Reserve	1,266,849.00	877,366.00	389,483.00	30.7%
CTECC	144,375.00	144,375.00	0.00	0.0%
Trunked Radio Allocation	108,526.00	108,526.00	0.00	0.0%
TOTAL OTHER REQUIREMENTS	6,592,587.00	6,306,811.84	285,775.16	4.3%
TOTAL REQUIREMENTS	96,481,250.00	90,802,949.91	5,678,300.09	5.9%
EXCESS (DEFICIT) OF TOTAL AVAILABLE FUNDS OVER TOTAL REQUIREMENTS	19,172,753.00	31,837,334.67	12,664,581.67	66.1%

ENPLANEMENTS	Passengers	% Inc (Dec)
Sep (Month over Month)	481,042	12.3%
Year-to-Date	5,792,387	9.80%

CITY OF AUSTIN
AUSTIN-BERGSTROM INTERNATIONAL AIRPORT
INCOME STATEMENT COMPARISON THIS YEAR VS. LAST YEAR

	This month - This Year vs. Last Year					Fiscal YTD - This Year vs. Last Year				
	FY15 (Sep 15) vs FY14 (Sep 14)					FY15 (Oct 14 - Sep 15) vs FY14 (Oct 13 - Sep 14)				
	FY15 Sep-15	FY14 Sep-14	Fav (Unfav) \$ Variance	Fav (Unfav) % Variance		FY15 Sep-15	FY14 Sep-14	Fav (Unfav) \$ Variance	Fav (Unfav) % Variance	
Airline Revenue										
Landing Fees	1,940,134.15	338,500.28	1,601,633.87	473.2%		24,320,969.75	20,871,479.28	3,449,490.47	16.5%	
Terminal Rental & Other Fees	2,293,626.42	1,402,130.72	891,495.70	63.6%		27,995,151.33	23,560,356.72	4,434,794.61	18.8%	
Total Airline Revenue	4,233,760.57	1,740,631.00	2,493,129.57	143.2%		52,316,121.08	44,431,836.00	7,884,285.08	17.7%	
Non-Airline Revenue										
Parking	3,304,105.80	2,938,236.19	365,869.61	12.5%		36,586,048.85	33,722,673.19	2,863,375.66	8.5%	
Food/Beverage & Retail	782,873.80	668,221.66	114,652.14	17.2%		9,251,402.37	7,959,636.66	1,291,765.71	16.2%	
Rental Car	868,232.84	903,377.56	(35,144.72)	(3.9%)		13,182,818.25	12,146,981.56	1,035,836.69	8.5%	
Advertising	109,735.09	146,510.56	(36,775.47)	(25.1%)		1,484,484.93	1,140,467.56	344,017.37	30.2%	
Ads Barter Revenue	89,259.00	97,528.00	(8,269.00)	(8.5%)		89,259.00	97,528.00	(8,269.00)	(8.5%)	
Other Concessions	62,338.94	58,867.38	3,471.56	5.9%		728,363.69	694,931.38	33,432.31	4.8%	
Other Rentals and Fees	1,668,940.34	1,504,704.10	164,236.24	10.9%		8,848,609.26	8,882,069.10	(33,459.84)	(0.4%)	
Total Non-Airline Revenue	6,885,485.81	6,317,445.45	568,040.36	9.0%		70,170,986.35	64,644,287.45	5,526,698.90	8.5%	
Interest Income	31,477.54	11,392.22	20,085.32	176.3%		153,177.15	116,172.22	37,004.93	31.9%	
Total Operating Revenue	11,150,723.92	8,069,468.67	3,081,255.25	38.2%		122,640,284.58	109,192,295.67	13,447,988.91	12.3%	
Operating Requirements										
Fac Mgmt, Ops and Airport Security	3,489,880.90	3,190,215.00	(299,665.90)	(9.4%)		42,347,911.45	39,761,506.00	(2,586,405.45)	(6.5%)	
Airport Planning and Development	188,493.50	254,770.00	66,276.50	26.0%		2,441,890.50	2,154,024.00	(287,866.50)	(13.4%)	
Support Services	1,494,471.96	1,423,972.00	(70,499.96)	(5.0%)		12,618,634.76	11,340,054.00	(1,278,580.76)	(11.3%)	
Business Services	1,053,757.11	836,760.00	(216,997.11)	(25.9%)		10,588,390.05	10,213,394.00	(374,996.05)	(3.5%)	
Total Operating Expense	6,226,603.47	5,705,717.00	(520,886.47)	(9.1%)		67,976,826.76	63,468,978.00	(4,507,848.76)	(7.1%)	
Debt Service										
GO Debt Service Fund	2,169.08	1,445.00	(724.08)	(50.1%)		26,040.00	26,277.00	(237.00)	0.9%	
2013A Revenue Refunding Bonds	95,133.33	113,815.00	18,681.67	16.4%		1,184,498.64	1,365,781.00	181,282.36	13.3%	
2013 Prosperity Bank Loan	44,333.33	0.00	(44,333.33)	N/A		740,999.64	0.00	(740,999.64)	N/A	
2014 Bond Issuance	39,331.25	0.00	(39,331.25)	N/A		42,000.00	0.00	(42,000.00)	N/A	
2005 Variable rate Notes (Swap)	2,054,766.00	2,034,471.00	(20,295.00)	(1.0%)		24,746,428.49	24,674,391.00	(72,037.49)	(0.3%)	
2005 Variable rate Notes Fees	120,483.75	208,105.00	87,621.25	42.1%		1,498,863.97	2,830,814.00	1,331,950.03	47.1%	
PFC Debt Service Funding	(965,776.38)	(1,045,036.00)	(79,259.62)	(7.6%)		(11,719,519.43)	(12,386,727.00)	(667,207.57)	(5.4%)	
Total Debt Service	1,390,440.36	1,312,800.00	(77,640.36)	(5.9%)		16,519,311.31	16,510,536.00	(8,775.31)	(0.1%)	
Other Requirements										
Workers' Compensation	42,180.00	38,578.00	(3,602.00)	(9.3%)		506,162.00	462,940.00	(43,222.00)	(9.3%)	
Citywide Administrative Support	255,648.00	218,776.00	(36,872.00)	(16.9%)		3,067,776.00	2,625,317.00	(442,459.00)	(16.9%)	
Communications & Technology Mgmt	115,315.00	122,079.00	6,764.00	5.5%		1,383,786.00	1,464,944.00	81,158.00	5.5%	
Accrued Payroll	111,883.92	(54,592.00)	(166,475.92)	304.9%		201,820.84	62,327.00	(139,493.84)	(223.8%)	
Compensation Adjustment	0.00	1,409.00	1,409.00	100.0%		0.00	21,320.00	21,320.00	100.0%	
Operating Reserve	(283,912.25)	(224,875.00)	59,037.25	26.3%		877,366.00	493,408.00	(383,958.00)	(77.8%)	
CTECC	12,031.00	10,443.00	(1,588.00)	(15.2%)		144,375.00	125,316.00	(19,059.00)	(15.2%)	
Trunked Radio Allocation	9,045.00	9,026.00	(19.00)	(0.2%)		108,526.00	108,315.00	(211.00)	(0.2%)	
Liability Reserve	1,416.67	1,667.00	250.33	15.0%		17,000.00	20,000.00	3,000.00	15.0%	
Total Other Requirements	263,607.34	122,511.00	(141,096.34)	(115.2%)		6,306,811.84	5,383,887.00	(922,924.84)	(17.1%)	
Total Requirements	7,880,651.17	7,141,028.00	(739,623.17)	(10.4%)		90,802,949.91	85,363,401.00	(5,439,548.91)	(6.4%)	
SURPLUS (DEFICIT) OF TOTAL AVAILABLE FUNDS OVER TOTAL REQUIREMENTS	\$ 3,270,072.75	\$ 928,440.67	\$ 2,341,632.08	252.2%		\$ 31,837,334.67	\$ 23,828,894.67	\$ 8,008,440.00	33.6%	

AUSTIN PASSENGER TRAFFIC
5 Year Trend



Austin-Bergstrom International Airport

Aviation Activity Report

Calendar Year 2015 vs 2014

	09/2015	09/2014	Percent Change	01/2015 - 09/2015	01/2014 - 09/2014	Percent Change
<u>Passenger Activity</u>						
Domestic Enplaned Revenue	465,389	413,381	12.58	4,206,056	3,826,637	9.92
Domestic Deplaned Revenue	467,838	416,059	12.45	4,201,842	3,815,731	10.12
International Enplaned Revenue	5,347	5,288	1.12	84,737	57,181	48.19
International Deplaned Revenue	5,454	5,354	1.87	85,412	57,880	47.57
Domestic Enplaned Non-Revenue	9,270	9,608	-3.52	98,011	96,089	2.00
Domestic Deplaned Non-Revenue	9,135	8,421	8.48	95,325	88,945	7.17
International Enplaned Non-Revenue	49	68	-27.94	680	732	-7.10
International Deplaned Non-Revenue	44	79	-44.30	609	680	-10.44
Intl Enplaned Pre-Cleared Revenue	975	0	0.00	6,407	0	0.00
Intl Deplaned Pre-Cleared Revenue	1,434	0	0.00	7,893	0	0.00
Intl Enplaned Pre-Cleared Non-Revenue	12	0	0.00	97	0	0.00
Intl Deplaned Pre-Cleared Non-Revenue	28	0	0.00	117	0	0.00
 Passenger Totals	 964,975	 858,258	 12.43	 8,787,186	 7,943,875	 10.62

CURRENT PASSENGER RECORD = 1,165,811 RECORD SET = JULY 2015

Aircraft Operations

Air Carrier	9,196	8,641	6.42	84,868	77,976	8.84
Commuter & Air Taxi	1,372	1,274	7.69	11,319	12,498	-9.43
Military	867	599	44.74	6,414	5,704	12.45
General Aviation						
Itinerant	4,493	4,374	2.72	36,976	36,981	-0.01
Local	396	368	7.61	2,929	1,734	68.92
Total G.A.	4,889	4,742	3.10	39,905	38,715	3.07
Total Operations	16,324	15,256	7.00	142,506	134,893	5.64

Austin-Bergstrom International Airport

Aviation Activity Report

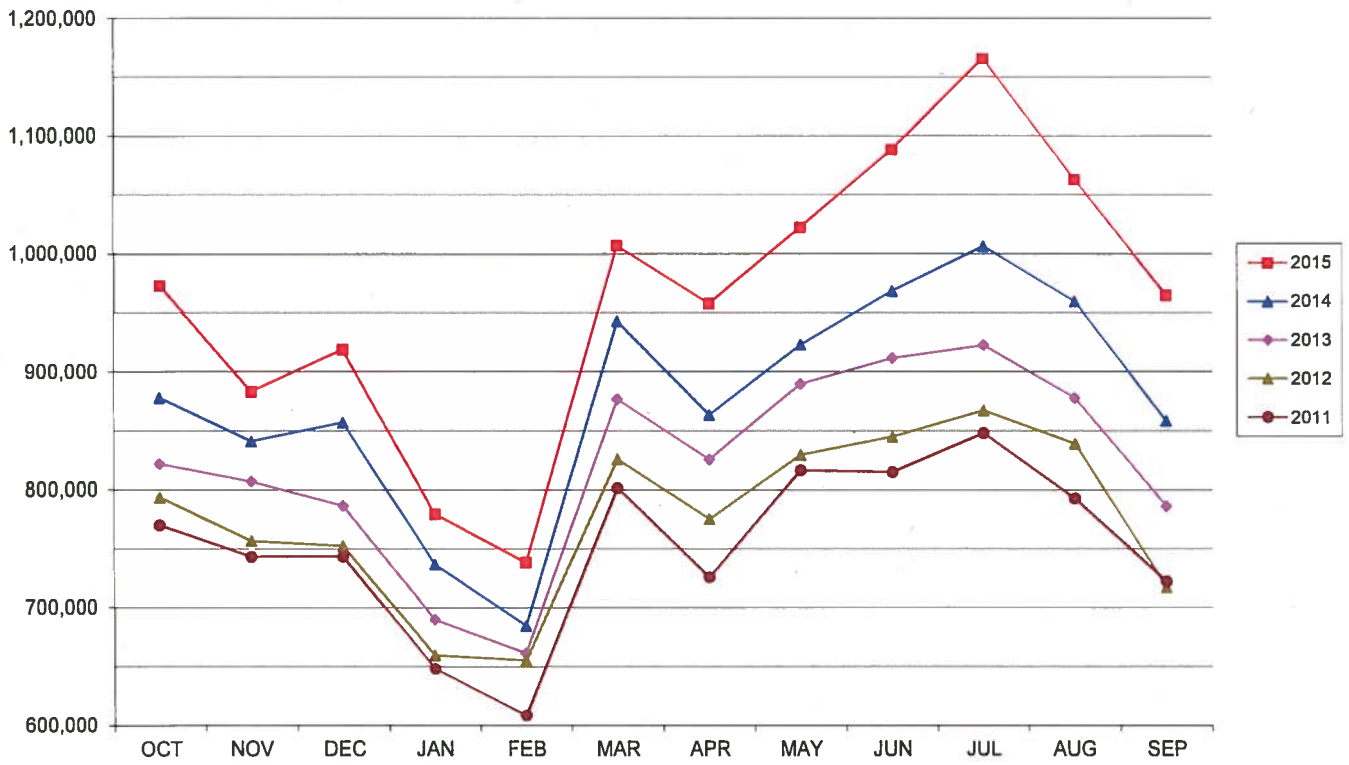
Calendar Year 2015 vs 2014

	09/2015	09/2014	Percent Change	01/2015 - 09/2015	01/2014 - 09/2014	Percent Change
<u>Cargo Activity</u>						
Mail						
Domestic Enplaned Mail	240,799	138,803	73.48	1,894,933	1,177,670	60.91
Domestic Deplaned Mail	290,365	152,746	90.10	2,723,762	1,460,118	86.54
International Enplaned Mail	0	0	0.00	0	0	0.00
International Deplaned Mail	0	0	0.00	0	0	0.00
Mail Totals	531,164	291,549	82.19	4,618,695	2,637,788	75.10
Cargo						
Domestic Enplaned Cargo	6,299,628	5,566,676	13.17	46,873,972	43,589,199	7.54
Domestic Deplaned Cargo	5,030,957	4,932,708	1.99	44,502,138	47,825,948	-6.95
International Enplaned Cargo	302,026	410,937	-26.50	4,309,721	4,139,508	4.11
International Deplaned Cargo	1,087,309	170,312	538.42	3,556,262	2,216,290	60.46
Cargo Totals	12,719,920	11,080,633	14.79	99,242,093	97,770,945	1.50
Belly Freight						
Domestic Enplaned Belly Freight	240,067	222,903	7.70	2,283,061	2,000,835	14.11
Domestic Deplaned Belly Freight	476,166	386,349	23.25	4,307,212	3,681,797	16.99
International Enplaned Belly Freight	109,369	329,421	-66.80	2,498,794	3,597,711	-30.54
International Deplaned Belly Freight	265,549	538,256	-50.66	3,239,917	3,837,406	-15.57
Belly Freight Totals	1,091,151	1,476,929	-26.12	12,328,984	13,117,749	-6.01
Cargo Totals (Mail, Cargo, Belly Freight)	14,342,235	12,849,111	11.62	116,189,772	113,526,482	2.35

CURRENT CARGO RECORD = 40,215,518

RECORD SET = MARCH 2001

AUSTIN PASSENGER TRAFFIC
5 Year Trend



Austin-Bergstrom International Airport

Aviation Activity Report

Fiscal Year 2015 vs 2014

	09/2015	09/2014	Percent Change	10/2014 - 09/2015	10/2013 - 09/2014	Percent Change
<u>Passenger Activity</u>						
Domestic Enplaned Revenue	465,389	413,381	12.58	5,547,230	5,085,978	9.07
Domestic Deplaned Revenue	467,838	416,059	12.45	5,527,586	5,064,234	9.15
International Enplaned Revenue	5,347	5,288	1.12	108,481	64,484	68.23
International Deplaned Revenue	5,454	5,354	1.87	108,486	64,926	67.09
Domestic Enplaned Non-Revenue	9,270	9,608	-3.52	129,206	124,191	4.04
Domestic Deplaned Non-Revenue	9,135	8,421	8.48	124,795	114,646	8.85
International Enplaned Non-Revenue	49	68	-27.94	966	811	19.11
International Deplaned Non-Revenue	44	79	-44.30	901	763	18.09
Intl Deplaned Pre-Cleared Non-Revenue	28	0	0.00	117	0	0.00
Intl Deplaned Pre-Cleared Revenue	1,434	0	0.00	7,893	0	0.00
Intl Enplaned Pre-Cleared Non-Revenue	12	0	0.00	97	0	0.00
Intl Enplaned Pre-Cleared Revenue	975	0	0.00	6,407	0	0.00
South Terminal-Intl Enplaned Revenue	0	0	0.00	0	0	0.00
South Terminal-Intl Deplaned Revenue	0	0	0.00	0	0	0.00
South Terminal-Intl Enplaned Non-Revenue	0	0	0.00	0	0	0.00
South Terminal-Intl Deplaned Non-Revenue	0	0	0.00	0	0	0.00
Passenger Totals	964,975	858,258	12.43	11,562,165	10,520,033	9.91

CURRENT PASSENGER RECORD = 1,165,811 RECORD SET = JULY 2015

<u>Aircraft Operations</u>						
Air Carrier	9,196	8,641	6.42	112,079	103,710	8.07
Commuter & Air Taxi	1,372	1,274	7.69	15,830	17,289	-8.44
Military	867	599	44.74	7,771	6,994	11.11
General Aviation						
Itinerant	4,493	4,374	2.72	50,720	49,081	3.34
Local	396	368	7.61	3,681	2,150	71.21
Total G.A.	4,889	4,742	3.10	54,401	51,231	6.19
Total Operations	16,324	15,256	7.00	190,081	179,224	6.06

Austin-Bergstrom International Airport

Aviation Activity Report

Fiscal Year 2015 vs 2014

	09/2015	09/2014	Percent Change	10/2014 - 09/2015	10/2013 - 09/2014	Percent Change
<u>Cargo Activity</u>						
Mail						
Domestic Enplaned Mail	240,799	138,803	73.48	2,271,885	1,646,225	38.01
Domestic Deplaned Mail	290,365	152,746	90.10	3,341,125	2,058,377	62.32
International Enplaned Mail	0	0	0.00	1,103,232	0	0.00
International Deplaned Mail	0	0	0.00	0	0	0.00
South Terminal-Intl Enplaned Mail	0	0	0.00	0	0	0.00
South Terminal-Intl Deplaned Mail	0	0	0.00	0	0	0.00
Mail Totals	531,164	291,549	82.19	6,716,242	3,704,602	81.29
Cargo						
Domestic Enplaned Cargo	6,299,628	5,566,676	13.17	62,961,944	59,429,288	5.94
Domestic Deplaned Cargo	5,030,957	4,932,708	1.99	60,966,711	67,129,586	-9.18
International Enplaned Cargo	302,026	410,937	-26.50	5,853,846	6,476,684	-9.62
International Deplaned Cargo	1,087,309	170,312	538.42	5,471,651	4,352,603	25.71
South Terminal-Intl Enplaned Cargo	0	0	0.00	0	0	0.00
South Terminal-Intl Deplaned Cargo	0	0	0.00	0	0	0.00
Cargo Totals	12,719,920	11,080,633	14.79	135,254,152	137,388,161	-1.55
Belly Freight						
Domestic Enplaned Belly Freight	240,067	222,903	7.70	3,003,128	2,735,316	9.79
Domestic Deplaned Belly Freight	476,166	386,349	23.25	5,667,622	5,003,077	13.28
International Enplaned Belly Freight	109,369	329,421	-66.80	3,542,305	3,597,711	-1.54
International Deplaned Belly Freight	265,549	538,256	-50.66	3,920,335	3,837,406	2.16
South Terminal-Intl Enplaned Belly Frt	0	0	0.00	0	0	0.00
South Terminal-Intl Deplaned Belly Frt	0	0	0.00	0	0	0.00
Belly Freight Totals	1,091,151	1,476,929	-26.12	16,133,390	15,173,510	6.33
Cargo Totals (Mail, Cargo, Belly Freight)	14,342,235	12,849,111	11.62	158,103,784	156,266,273	1.18

CURRENT CARGO RECORD = 40,215,518

RECORD SET = MARCH 2001

PE Monthly Report - Austin Airport Advisory Commission

Project	Subproject	Subproject Manager	Current Subproject Status Info	FDU	Expenses YTD	Spend Plan Amount - Budget - FDU Level - Current Year
5415	ABIA Terminal Electrical Improvements	Stalder, Ricky	Working on an alternative delivery method.	4910 8107 3168		\$200,000
	ABIA Terminal Area Spalling Improvements	Pirtle, Robert	All that remains for Restek to do is complete punchlist work on the elevated roadway expansion joint sealant.	4910 8107 3172	\$1,018	\$0
	ABIA Terminal Fire Protection Improvements-Phase 2	Pirtle, Robert	The Contractor is assembling all documents and items required to achieve Final Completion and final payment. Final Completion is expected to be achieved in November, 2015.	4910 8107 3176	\$0	\$337,102
				4911 8107 A176		\$877,390
	Terminal Improvements 2012	Jones, Burton	No changes.	4910 8107 3190	\$3,405	\$0
				4910 8107 6053		\$0
				4911 8107 A190		\$0
				4910 8107 3215		\$0
	Terminal East Infill Project	Jones, Burton	Major spaces have been substantially completed. There are only back of house/office/baggage handling spaces remaining from the base contract. Base contract is scheduled for completion on Oct. 30, 2015. EDS east side is under construction and is scheduled for completion Feb. 1, 2016.	4910 8107 G215	\$379,922	\$3,494,437
				4911 8107 A215		\$776,750
				4912 8107 B060	\$9,569	\$17,922
				4912 8107 B215	\$2,146,806	\$2,767,675
	Records Management Implementation	Medici, Joseph	Purchasing/CTM reviews are delaying project. Aviation continues to work with the Departments to get contract started.	4910 8107 3216		\$300,000
	Terminal Improvements 2013-Phase 8	Smythe-Macaulay, David	All work has been completed. Currently working on close out of project.	4910 8107 3244	\$3,198	\$0
	Matrix Electrical Room HVAC Improvements	Stalder, Ricky	Working on establishing an alternate delivery method. Have not been assigned a JOC.	4911 8107 A244	\$200,352	\$400,000
5702	Potable Water System - Study	Chaney, Richard	All submittals have been submitted and approved. Working on the schedule to minimize any impacts on the Terminal during the October special events.	4910 8107 3253		\$175,477
	Food Court Improvements	Harbinson, Shane	The first part of the trash can order is complete and shipment scheduled. This purchase should be completed by mid-Summer.	4910 8107 3264		\$150,000
	Wet Pipe Fire Protection System	Harbinson, Shane	Contractor has completed approximately 95% of the scope of work.	4910 8107 3266		\$125,000
	Restrooms Completion	Kumarage, Rohini	Warranty Period.	4910 8107 3285	\$1,463	\$214,640
	Shared Use Passenger Processing System	Folsom-Heath, Diana	eVDS monitor replacement 90% complete. Planning for ticket counter work underway. Total estimated cost to complete change out of ticket counter back wall and hang monitors = \$261,489	4910 8107 3283	\$488,701	\$1,332,194
	Terminal Boiler Replacement	Vonstein, Alison	Replacement of the existing faulty regulator valve has been approved and the cost will come from the Allowance. Substantial completion is scheduled for mid-November.	4910 8107 3286	\$166,095	\$570,218
	Terminal Beam Rehabilitation	Chaney, Richard	Finalizing QMD package	4910 8107 3287	\$0	\$19,951
	South Terminal FY2015 Upper Level Curbside Expansion Joints	Mercado, Robert	Appropriation pending cost estimates from project managers.	4910 8107 3310	\$48,640	\$0
		Kumarage, Rohini	The median work is complete. Finalizing punch list items	4910 8107 3312	\$42,866	\$175,000
	Environmental Management System	Carpenter, Kane	Open projects: helicopter noise modeling / support services to support amendments to City of Austin helicopter ordinance; updating ABIA hydrologic and hydraulic models to reflect current conditions; NEPA services: to support the terminal ramp expansion-FAA approval received in late September 2015, fuel consortium GSE fuel tanks - 3rd party project cancelled, and de-icing storage facility - FAA approval received in mid-2015; and implement an ABIA environmental records management system-project is wrapping up.	4910 8107 3151	\$1,947	\$348,963
	Stormwater Drainage Improvements	Vonstein, Alison	60% set was submitted to QMD mid-October. Consultant will meet with the Dept. of Aviation 11/5/2015 to get their review comments. Meeting with Planning and Zoning will be scheduled to discuss permitting requirements. Consultant team is working on 90% set.	4910 8107 3248	\$1,782	\$500,000
	Reclaimed Water Booster Pump	Carpenter, Kane	Project will be delivered under 3rd party lease agreement. I would like to keep project open until project is completed which is tentatively set for mid-2016.	4911 8107 A248	\$107,643	\$1,250,000
				4910 8107 3290		\$75,000
	De-icing Storage Facility	Vonstein, Alison	NTP date is 8/10/15. Contract Time is 120 Calendar Days. Remaining slabs and curbs scheduled to be poured 11/22/2015.	4910 8107 3230	\$44,311	\$223,191
6000	Electronic Airport Layout Plan And Utility Mapping	Kumarage, Rohini	Reviewing Phase 2 Proposal.	4910 8107 3242	\$10,211	\$0
6001	ABIA CONRAC	Pirtle, Robert	The project has been completed and is fully operational.	4910 8107 3162	\$2,388	\$252,795
	Information Technology Master Plan	Mercado, Robert	Final verification of Phase One & Two SUPPs installation underway as part of the ITMP scope of work.	4910 8107 3228	\$15,631	\$222,502
				4910 8107 3188		\$0

PE Monthly Report - Austin Airport Advisory Commission

Project	Subproject	Subproject Manager	Current Subproject Status Info	FDU	Expenses YTD	Spend Plan Amount - Budget - FDU Level - Current Year	
6001	ABIA Bldg 6005 Improvements-Phase II (P&E)	Pirtle, Robert	Substantial Completion of the base contract work was established on March 9, 2015. Subsequent Owner Requested Change work was substantially completed in September, 2015. All that remains to be completed on the project are punchlist items. Final Completion is expected to be achieved in November, 2015.	4910 8107 3217	\$3,580	\$0	
				4911 8107 A217	\$20,679	\$0	
	Landside Roadway and Pedestrian Improvements	Vonstein, Alison	QMD review comment required drainage calculations. These were submitted to Planning and Zoning Department are anticipated to be approved by November 3. Advertisement for bids is scheduled for late November.	4910 8107 3249	\$0	\$40,000	
				4911 8107 A249	\$0	\$1,250,000	
	Elevator Refurbishment	Kumarage, Rohini	Finalizing the 90% QMD comments prior to solicitation	4911 8107 A401	\$0	\$320,000	
				4911 8107 A245	\$0	\$1,250,000	
	Upper Level Embankment Inspections and Repairs	Taylor, David	Design is underway with the 60% submittal ready for review. A few details and corrections are being added. Current construction estimate is well under the recent budget. Design will continue with 90% review expected in November. Construction is tentatively scheduled for spring/summer 2016	4910 8107 3247	\$4,904	\$0	
				4911 8107 A247	\$4,739	\$485,000	
	Central Plant - Media Fill Replacement Project	Mercado, Robert	Project work will be completed by Hensel Phelps, contractor for the Terminal East Infill project, since they are working in the Central Plant already as a part of that project. Funding will remain with this FDU.	4911 8107 A400	\$6,194	\$0	
	Demolish Buildings and Fence	Vonstein, Alison	90% DESIGN docs were rejected by the Dept. of Aviation. 95% docs. submitted in Sept. 2015 are under review.	4911 8107 A403	\$35,247	\$350,000	
	Campus HVAC Improvements	Smythe-Macaulay, David	Consultant is reviewing the report for quality control. The Airfield Electric Vault facility was added to the preliminary phase. This was processed as additional services.	4911 8107 A407	\$7,717	\$250,000	
				4911 8107 A504	\$3,554	\$500,000	
	Drainage Easement	Harbinson, Shane	Per Robert Henst 6/22/15 email: Waiting on final invoice to be paid.	4912 8107 C504	\$5,686	\$1,000,000	
Motor Pool Improvements - Building 8225	Chaney, Richard	Need to close out consultant contract	4910 8107 3292	\$0	\$0		
Landside Roadway and Pedestrian Improvements Phase 2	Smythe-Macaulay, David	The Bus Stop concepts have been further narrowed down to three (3) potential concepts. A meeting with airport Executive Management is scheduled for November 2, 2015 to select one option to move forward into design. All options are within budget parameters. Design of the Sidewalk and Crosswalk is almost complete. Design team is currently performing quality control corrections before submitting to the Quality Management Division (QMD) for final review.	4911 8107 A501	\$0	\$0		
			4911 8107 A503	\$16,894	\$400,000		
11222	Water Quality and Detention Pond Infrastructure Improvements	Vonstein, Alison	60% set was submitted to QMD mid-October. Consultant will meet with the Dept. of Aviation 11/5/2015 to get their review comments. Meeting with Planning and Zoning will be scheduled to discuss permitting requirements. Consultant team is working on 90% set.	4912 8107 C500	\$21,093	\$400,000	
				4912 8107 C501	\$17,341	\$450,000	
	Campus Signage Improvements	Henson, Torrey	We are awaiting a revised proposal from BLGY.	4912 8107 C502		\$0	
				4912 8107 C503		\$125,000	
	Parking Garage & Admin Building - West Lot A - Design & Construction	Mercado, Robert	Robert Mercado assigned as project manager.	4912 8107 C507	\$2,114	\$13,750,000	
	Alternative Fueling & Ground Service Equip Maintenance Facility Option Area	Chaney, Richard	Deliverables received from the consultant 23Sep2015	4910 8107 3313		\$0	
				4911 8107 A288	\$31,297	\$0	
	Consolidated Maintenance Facility	Chaney, Richard	Final draft report received 22Sep2015. DOA review meeting to be set up in a few weeks, then comments provided to consultant and incorporated into the final report.	4911 8107 A506		\$500,000	
	Apron Expansion	Pirtle, Robert	GMP #1: is expected to be approved before the end of October. It includes Bid Package 1 (A &B), for demolition of the RCCF Building and construction of a new De-Icing Facility to replace the existing one that has to be removed to build the first apron expansion area. GMP #1 also includes construction of the new Secured Exit Lanes inside the existing Terminal building, and the purchase of new, elevated walkways for temporary gates required so that the construction of the new Terminal east extension can begin. GMP #1 work is scheduled to begin on Nov. 9, 2015. GMP #2: for the first apron expansion (needed to accommodate temporary gates while the Terminal expansion is under construction, is scheduled to be released for bids in mid-December 2015. GMP #3: Schematic Design documents for the Terminal Building expansion are scheduled to be submitted for review around the end of October, 2015. Existing Terminal Improvements are scheduled to track with the Terminal Expansion. GMP #4: Additional apron work is scheduled to start in April, 2016.	4911 8107 A507		\$500,000	
				4912 8107 C288	\$0	\$29,286,334	
	Total					\$4,315,009	\$80,376,207

BUSINESS DEVELOPMENT AND TENANT MANAGEMENT

Airport Advisory Commission Report

November 10, 2015

Tenant Updates and Business Development Events

- Vino Volo hosted 8 wine tasting events in October for Texas Wine Month; featured Texas wines; wineries present to educate passengers.
- LS Travel coordinated book signing with authors attending the Texas Book Festival October 16-18th; 300 authors attended the book festival.
- CONRAC Grand opening held on October 28.
- ClearMe concession opened on October 5.
- TSA Pre ✓ Enrollment Center planned to open in few months at baggage level area.
- American Airlines/US Airways merger completed.

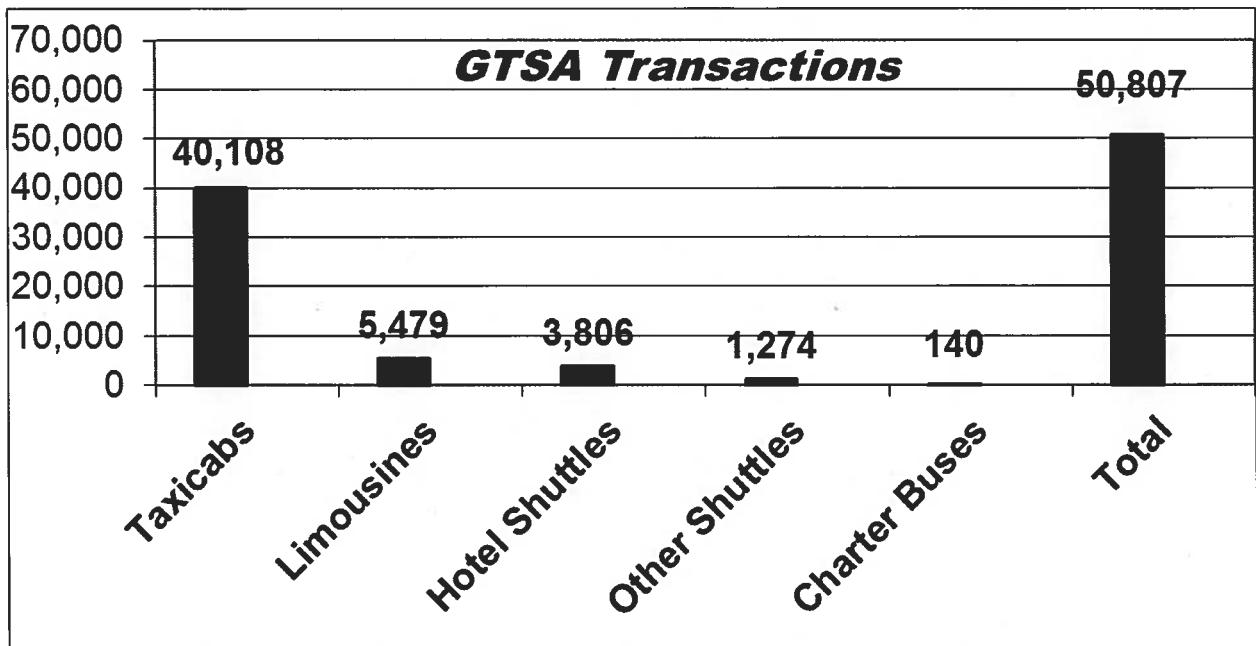
Welcome Program/Corporate Host Program

- Dell World Convention 10/18-1/20; 300+ traveled through the airport.
- Austin Film Festival 10/28-11/2; 300-400 traveled through the airport.
- ACVB placed welcome messages for 4 conventions/conferences held in October.

Request for Proposals

- Pest control RFP for the airport campus is currently open with a due date of November 10 for proposals.
- RFPs coming soon: airport shuttle service.

GROUND TRANSPORTATION TRANSACTIONS
OCTOBER 2015



YEAR TO YEAR COMPARISON			
SERVICE CATEGORY	OCTOBER 2015	OCTOBER 2014	% Increase/(decrease)
TAXICAB	40,108	37,527	6.9%
LIMOUSINE	5,479	5,123	6.9%
HOTEL SHUTTLE	3,806	3,373	12.8%
OTHER SHUTTLE	1,274	1,059	20.3%
CHARTER BUS	140	142	(1.4%)
OVERALL TOTAL	50,807	47,224	7.6%



AUSTIN AIRPORT ADVISORY COMMISSION MEETING

**5:00 PM
2716 SPIRIT OF TEXAS DRIVE
ROOM No. 174-A
AUSTIN, TEXAS**

2016 TENTATIVE MEETING DATES

January 12, 2016

February 9, 2016

March 8, 2016

April 12, 2016

May 10, 2016

June 14, 2016

July 12, 2016

August 9, 2016

September 13, 2016

October 11, 2016

November 8, 2016

December 13, 2016

AGENDA



Recommendation for Council Action

Austin City Council	Item ID	52054	Agenda Number	<ITEM_OUTLINE>
---------------------	---------	-------	---------------	----------------

Meeting Date:	12/10/2015	Department:	Aviation
---------------	------------	-------------	----------

Subject

Authorize award, negotiation, and execution of a 60-month revenue concession agreement with IN-TER-SPACE SERVICES, INC. dba CLEAR CHANNEL AIRPORTS, Allentown, PA, for advertising services at Austin-Bergstrom International Airport.

Amount and Source of Funding

Revenue generating agreement.

Fiscal Note

There is no unanticipated fiscal impact. A fiscal note is not required.

Purchasing Language:	Best evaluated proposal of two proposals received.
Prior Council Action:	
For More Information:	Julie Harris, Airport Property Program Manager 530-6322
Council Committee, Boards and Commission Action:	To be reviewed by the Austin Airport Advisory Commission on November 10, 2015.
MBE / WBE:	This contract will be awarded in compliance with 49 CFR Part 23 of the Federal Regulations (Airport Concession Disadvantaged Owned Business Enterprises Program (ACDBE)) through the achievement of Good Faith Efforts with 7.89% ACDBE subcontractor participation goal.
Related Items:	

Additional Backup Information

This contract will grant In-Ter-Space Services, Inc. dba Clear Channel Airports an Airport advertising concession for a term of five (5) years. Under the contract, Clear Channel shall establish and operate an advertising concession at Austin-Bergstrom International Airport (ABIA). The Concessionaire has the non-exclusive rights and responsibility for the design, fabrication, installations, maintenance, and sale of commercial advertising displays and opportunities in City approved locations in the Barbara Jordan Terminal and locations outside of the Terminal.

Clear Channel Airports operates in 27 of the top 50 United States airports including four of the top five in the U.S. and 19 designated as medium hub airports. Additionally, Clear Channel has the largest airport - dedicated staff in the airport advertising industry.

Clear Channel proposes to annually pay the City the greater of a Minimum Annual Guaranteed Concession Fee (MAGCF) or 60% of the gross receipts from advertising sales. The MAGCF for the first contract year is \$1.75 million, and is adjusted annually. The second and subsequent contract years shall be the greater of the MAGCF proposed, as listed below, or ninety percent (90%) of the concession fees payable to the City in the contract year immediately preceding.

Proposed MAGCF:

Year 1: \$1,750,000

Year 2: \$1,782,000

Year 3: \$2,138,400

Year 4: \$2,352,240

Year 5: \$2,528,658

Revenue over the life of the initial 60-month term of the contract is estimated to be \$12,799,562.

Under its proposal, Clear Channel Airports commits to make an initial capital investment of \$1,500,000 in advertising displays at the Airport, including high technology digital displays, and supporting infrastructure. Clear Channel's proposed advertising plan is intended to reflect Austin's local style and respect the design and architecture of ABIA's terminal. The plan includes state-of-the-art, energy-efficient advertising display assets.

An evaluation panel consisting of Department of Aviation executive, finance, information systems, planning and engineering and customer service staff evaluated the proposals and recommend Clear Channel Airports based on the experience and qualifications of the company, the design concept and creativity, quality of advertising plan, and capital investments and improvements.

Clear Channel's Airport Concession Disadvantaged Business Enterprise (ACDBE) compliance plan included 31.56% proposed participation.

This solicitation was advertised in the Austin American Statesman, ABIA web site, American Association of Airport Executives, the Airports Council International, Airport Revenue News, and Airport Minority Advisory Council.

Additionally, thirty-three notices were sent. Two proposals were received, with one response from an ACDBE.

CITY OF AUSTIN

AGENDA DATE: 12/10/15

VENDOR NAME: PASSUR AEROSPACE

SUBJECT: Authorize execution of a 12-month contract with **PASSUR AEROSPACE**, to provide landing fee management software in an amount not to exceed \$84,000, with two extension options in an amount not to exceed \$74,160 for the first option and \$76,380 for the second option for a total contract amount not to exceed \$234,540.

AMOUNT & SOURCE OF FUNDING: Funding in the amount of \$70,000 is available in the Fiscal Year 2015-2016 Operating Budget of the Aviation Department. Funding for the remaining two months of the original contract period and extension options is contingent upon availability in future budgets.

FISCAL NOTE: There is no unanticipated fiscal impact. A fiscal note is not required.

FOR MORE INFORMATION CONTACT: Terry V. Nicholson, Senior Buyer Specialist, 974-1771

PRIOR COUNCIL ACTION: N/A

BOARD AND COMMISSION ACTION: November 10, 2015 - To be reviewed by the Airport Advisory Commission.

PURCHASING: Sole Source

MBE/WBE: This contract will be awarded as a sole source and is exempt from City Code Chapter 2-9C Minority Owned and Women Owned Business Enterprise Procurement Program.

This contract will provide the Aviation Department (ABIA) with a landing fee management billing solution. The patented process collects aircraft operational data and integrates it with additional aviation data sets to create a single, standardized source of complete, accurate, and timely information. The result is a reliable, accurate independent source of landing data that can be exported directly into the airport's existing invoicing system.

The Aviation Finance Division is responsible for collecting, invoicing and reporting on aircraft landings. However, the airport has no automated mechanism to verify landings are captured and billed properly. This lack of system integrity may not be capturing all potential revenue from landing fees and can result in malapportioned fees. Landings are self-reported by the individual air carriers and reports are transmitted by the carriers to the airport in paper form. Once received, Aviation personnel must use multiple 3rd party sources to verify that the reported landings before manually entering the information into the invoicing system. For non-scheduled landings and diversions, operations employees manually report landings to Finance. The resulting information is often incomplete, requiring hours of research to verify the data.

PASSUR is the only company that provides aircraft operational data through the use of a company-owned network of passive surveillance radars (over 180 currently installed across the U.S., Canada, Europe, and Asia). The network allows PASSUR to capture information from one system that helps to improve the accuracy and completeness of the entire database.



City of Austin FSD Purchasing Office

Certificate of Exemption

DATE: 08/15/2015

DEPT: Aviation

TO: Purchasing Officer or Designee

FROM: Phillip Bays

BUYER:

PHONE: (512) 530-2638

Chapter 252 of the Local Government Code requires that municipalities comply with the procedures established for competitive sealed bids or proposals before entering into a contract requiring an expenditure of \$50,000 or more, unless the expenditure falls within an exemption listed in Section 252.022.

Senate Bill 7 amended Chapter 252 of the Local Government Code to exempt from the requirements of such Chapter expenditures made by a municipally owned electric utility for any purchases made by the municipally owned electric utility in accordance with procurement procedures adopted by a resolution of its governing body that sets out the public purpose to be achieved by those procedures. The Austin City Council has adopted Resolution No. 040610-02 to establish circumstances which could give rise to a finding of critical business need for Austin Energy.

This Certification of Exemption is executed and filed with the Purchasing Office as follows:

1. The undersigned is authorized to submit this certification.
2. The undersigned certifies that the following exemption is applicable to this purchase. (Please check which exemption you are certifying)
 - ☐ a procurement made because of a public calamity that requires the immediate appropriation of money to relieve the necessity of the municipality's residents or to preserve the property of the municipality
 - ☐ a procurement necessary to preserve or protect the public health or safety of municipality's residents
 - ☐ a procurement necessary because of unforeseen damage to public machinery, equipment, or other property
 - ☐ a procurement for personal, professional, or planning services
 - ☐ a procurement for work that is performed and paid for by the day as the work progresses
 - ☐ a purchase of land or right-of-way
 - ☒ a procurement of items available from only one source, including: items that are available from only one source because of patents, copyrights, secret processes, or natural monopolies; films, manuscripts, or books; gas, water, and other utility services; captive replacement parts or components for equipment; books, papers, and other library materials for a public library that are available only from the persons holding exclusive distribution rights to the materials; and management services provided by a nonprofit organization to a municipal museum, park, zoo, or other facility to which the organization has provided significant financial or other benefits
 - ☐ a purchase of rare books, papers, and other library materials for a public library
 - ☐ paving, drainage, street widening and other public improvements, or related matters, if at least one-third of the cost is to be paid by or through special assessments levied on property that will benefit from the improvements
 - ☐ a public improvement project, already in progress, authorized by voters of the municipality, for which there is a deficiency of funds for completing the project in accordance with the plans and purposes as authorized by the voters

- ☐ a payment under a contract by which a developer participates in the construction of a public improvement as provided by Subchapter C, Chapter 212
- ☐ personal property sold: at an auction by a state licensed auctioneer; at a going out of business sale held in compliance with Subchapter F, Chapter 17, Business & Commerce Code; by a political subdivision of this state, a state agency of this state, or an entity of the federal government; or under an interlocal contract for cooperative purchasing administered by a regional planning commission established under Chapter 391
- ☐ services performed by blind or severely disabled persons
- ☐ goods purchased by a municipality for subsequent retail sale by the municipality
- ☐ electricity
- ☐ advertising, other than legal notices
- ☐ Critical Business Need (Austin Energy Only)

3. The following facts as detailed below support an exemption according to Section 252.022 of the Local Government Code for this purchase. Please verify the steps taken to confirm these facts. If you are citing the following exemptions, please provide the additional information requested below. A more detailed explanation of these exemptions is attached.

- **Preserve and Protect the Public Health and Safety** – Describe how this purchase will preserve and protect the public safety of residents.
- **Sole Source** – Describe what patents, copyrights, secret processes, or natural monopolies exist. Attach a letter from vendor supporting the sole source. The letter must be on company letterhead and be signed by an authorized person in company management.
- **Personal Services** – Describe those services to be performed personally by the individual contracted to perform them.
- **Professional Services** – Describe what mainly mental or intellectual rather than physical or manual and/or disciplines requiring special knowledge or attainment and a high order of learning, skill, and intelligence are required to perform this service.
- **Planning Services** – Describe the services primarily intended to guide governmental policy to ensure the orderly and coordinated development of the state or of municipal, county, metropolitan, or regional land areas.
- **Critical Business Need** – Describe the procurement necessary to protect the competitive interests or position of Austin Energy.

PASSUR Aerospace (PASSUR) has a patented process that collects aircraft operational data and integrates it with additional aviation data sets to create a single, standardized source of information. This information can be used to verify (audit) the self reports provided by the airlines to the airport to determine that landing fees and charges are accurate and fair. The proprietary data network and specialized algorithms and data mapping which support the PASSUR financial auditing system are a unique resource, providing airports with the only source for independently auditing landing fee activity and landed weights, e.g., independent of data provided by a carrier to an airport and/or other data provider.

4. Please attach any documentation that supports this exemption.
5. Please provide any evaluation conducted to support the recommendation. Include the efforts taken to ensure the selected vendor is responsible and will provide the best value to the City (Ex: evaluation of other firms, knowledge of market, etc).


PASSUR has a broad and global customer network. PASSUR's products are used by over 125 airlines worldwide and by over 60 airports including 80% of the top 30 airports, approximately 200 business aviation organizations, and the US government.

6. Because the above facts and documentation support the requested exemption, the City of Austin intends to contract with PASSUR Aerospace which will cost approximately \$234,540.00 (Provide estimate and/or breakdown of cost).

Recommended
Certification

 10/26/15
Originator Date

Approved
Certification

 10/26/15
Department Director or designee Date

 10/27/15
Assistant City Manager / General Manager Date
or designee (if applicable)

Purchasing Review
(if applicable)

Buyer  Date  Manager Initials

Exemption Authorized
(if applicable)

 11/4/15
Purchasing Officer or designee Date

02/26/2013



KNOW NOW

Executive Offices
One Landmark Square
Suite 1900
Stamford, CT 06901
203 622-4086 tel
203 629-2970 fax

Research & Production
35-1 Orville Drive
Bohemia, NY 11716
631 589 6800 tel
631-589-6858 fax

March 23, 2015

Ms. Diana Heath, PMP
IT Project Manager
Austin-Bergstrom International Airport
City of Austin, Department of Aviation

Dear Diana,

PASSUR Aerospace (PASSUR) has a patented process that collects aircraft operational data and integrates it with additional aviation data sets to create a single, standardized source of complete, accurate, and timely information that feeds the PASSUR Landing Fee Management software.

More than \$1 Billion in landing fees is managed by 35+ airports using PASSUR's independent data capture and processing. The proprietary data network and specialized algorithms and data mapping which support the PASSUR financial auditing and invoicing software are a unique resource, providing airports with the only source for independently auditing landing fee activity and landed weights, e.g., independent of data provided by a carrier to an airport and/or other data provider.

PASSUR is the sole source for the PASSUR® Landing Fee Management™ software and holds the following patents related to this proprietary software:

1. "Tail Number Acquisition" U.S. Patent 8,145,612
2. "Display operational and revenue data for an airport" U.S. Patent 8,010,282
3. "Determining weight of an arriving aircraft" U.S. Patent 7,970,619
4. "Providing airport financial reports" U.S. Patent 7,859,433
5. "Multiple Data Feeds Correlation" U.S. Patent 7,382,286

In addition, PASSUR is the only company that provides aircraft operational data through the use of a company-owned network of passive surveillance radars (over 180 currently installed across the U.S., Canada, Europe, and Asia). The network allows PASSUR to capture information from one system that helps to improve the accuracy and completeness of the entire database.

I can be reached at jeffdevaney@passur.com or at (203) 622-4086 if you have any questions.

Sincerely,

A handwritten signature in black ink, appearing to read "Jeff Devaney".

Jeff Devaney
Chief Financial Officer