







# Austin Animal Center Monthly Report October 2015

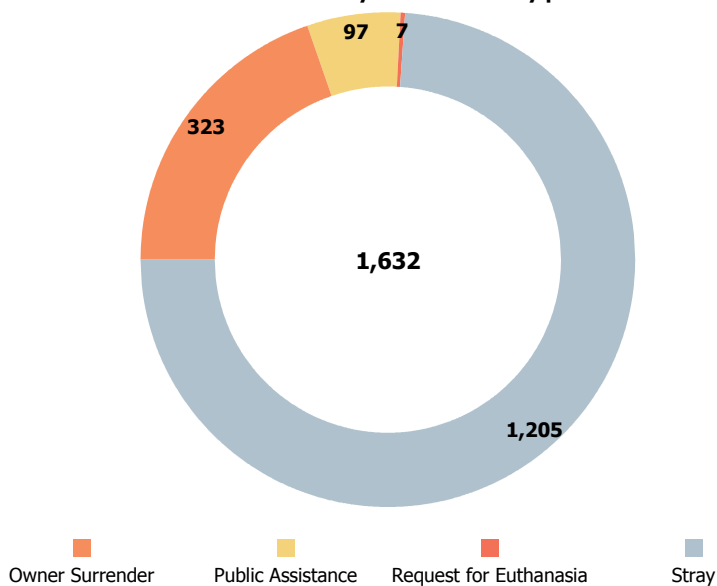


Fiscal Year 2015

# Austin Animal Center October 2015 Intakes


|                               |  Neonatal Kitten |  Kitten |  Adult Cat |  Neonatal Puppy |  Puppy |  Adult Dog | Total        |
|-------------------------------|---|--|---|---|---|---|--------------|
| <b>Owner Surrender</b>        | 14  | 88   | 67  | 0   | 42  | 112   | <b>323</b>   |
| <b>Public Assistance</b>      | 1   | 4  | 8   | 0   | 14  | 70  | <b>97</b>    |
| <b>Request for Euthanasia</b> | 0   | 0  | 2   | 0   | 0   | 5   | <b>7</b>     |
| <b>Stray</b>                  | 229   | 201  | 164   | 5   | 148   | 458   | <b>1,205</b> |
| <b>Total</b>                  | <b>244</b>  | <b>293</b>   | <b>241</b>  | <b>5</b>  | <b>204</b>  | <b>645</b>  | <b>1,632</b> |

### Intakes by Intake Type





### Age Breakdown

#### Neonatal

  under 6 weeks old

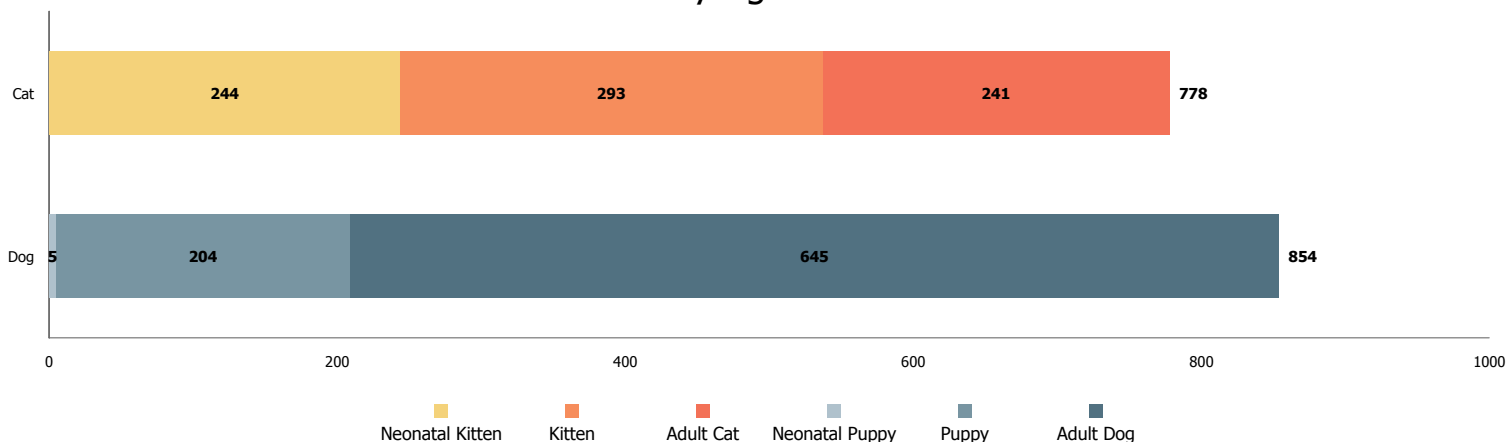
#### Kitten/Puppy

  6 weeks to under 1 year old

#### Adult

  at least 1 year old

### Intakes by Age Breakdown

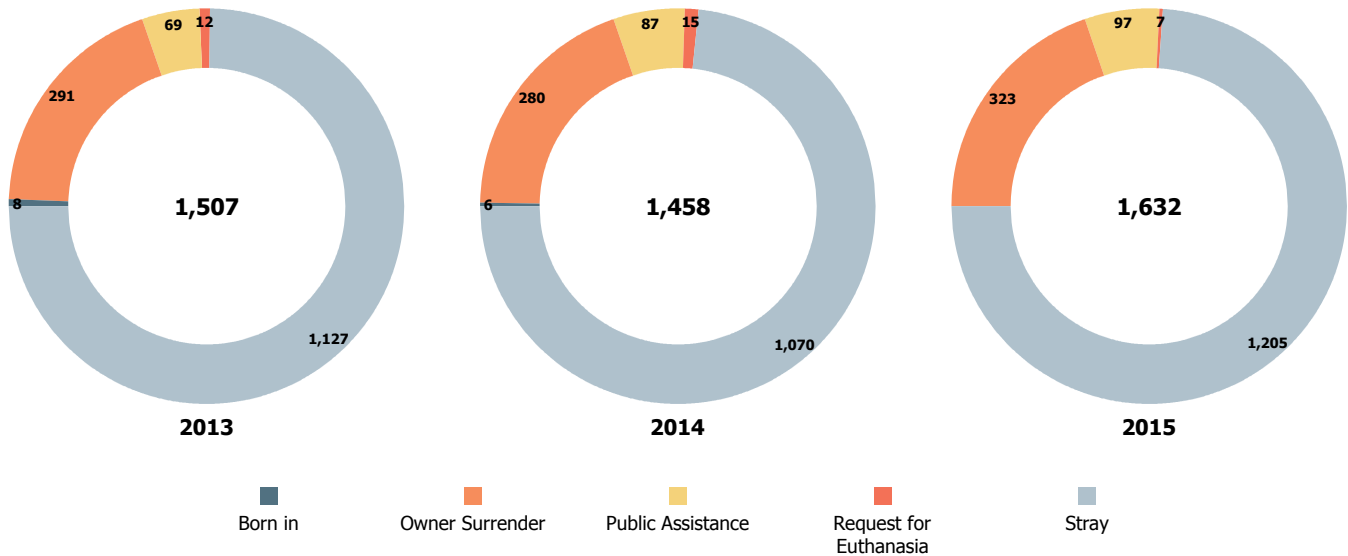


# Austin Animal Center October 2013 to 2015 Intakes

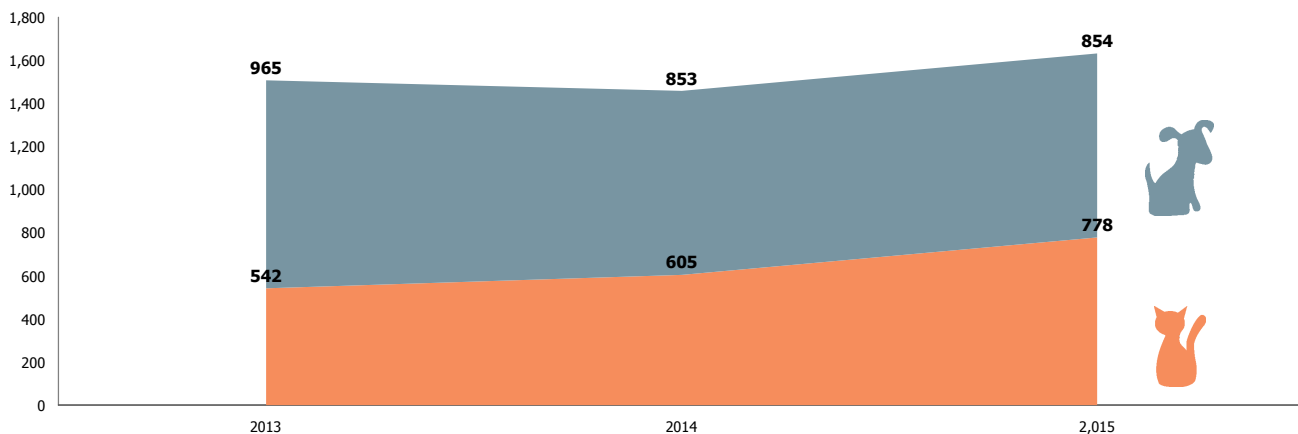


|                               | 2013       |            |              | 2014       |            |              | 2015       |            |              |
|-------------------------------|------------|------------|--------------|------------|------------|--------------|------------|------------|--------------|
|                               | Cat        | Dog        | Total        | Cat        | Dog        | Total        | Cat        | Dog        | Total        |
| <b>Born in</b>                | 0          | 8          | <b>8</b>     | 0          | 6          | <b>6</b>     | 0          | 0          | <b>0</b>     |
| <b>Owner Surrender</b>        | 117        | 174        | <b>291</b>   | 126        | 154        | <b>280</b>   | 169        | 154        | <b>323</b>   |
| <b>Public Assistance</b>      | 3          | 66         | <b>69</b>    | 12         | 75         | <b>87</b>    | 13         | 84         | <b>97</b>    |
| <b>Request for Euthanasia</b> | 3          | 9          | <b>12</b>    | 3          | 12         | <b>15</b>    | 2          | 5          | <b>7</b>     |
| <b>Stray</b>                  | 419        | 708        | <b>1,127</b> | 464        | 606        | <b>1,070</b> | 594        | 611        | <b>1,205</b> |
| <b>Total</b>                  | <b>542</b> | <b>965</b> | <b>1,507</b> | <b>605</b> | <b>853</b> | <b>1,458</b> | <b>778</b> | <b>854</b> | <b>1,632</b> |

### Yearly October Intakes by Intake Type



### Yearly October Intakes by Animal Type

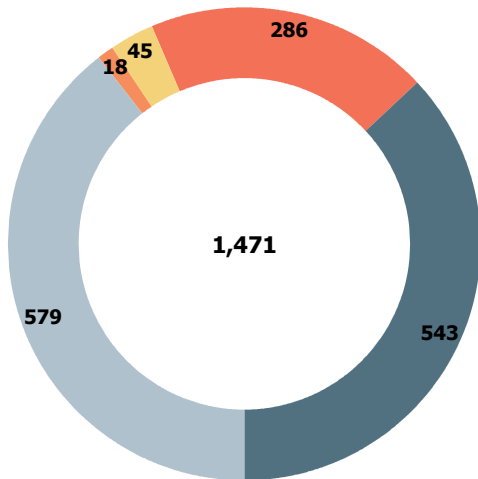


# Austin Animal Center October 2015 Outcomes



|                          | Neonatal Kitten | Kitten     | Adult Cat  | Puppy      | Adult Dog  | Total        |
|--------------------------|-----------------|------------|------------|------------|------------|--------------|
| <b>Adoption</b>          | 0               | 188        | 53         | 96         | 242        | <b>579</b>   |
| <b>Deceased</b>          | 6               | 6          | 5          | 0          | 1          | <b>18</b>    |
| <b>Humane Euthanasia</b> | 5               | 8          | 16         | 2          | 14         | <b>45</b>    |
| <b>RTO</b>               | 0               | 2          | 27         | 28         | 229        | <b>286</b>   |
| <b>Transfer</b>          | 89              | 146        | 134        | 62         | 112        | <b>543</b>   |
| <b>Total</b>             | <b>100</b>      | <b>350</b> | <b>235</b> | <b>188</b> | <b>598</b> | <b>1,471</b> |

Outcomes by Outcome Type



## Age Breakdown Neonatal

### Neonatal

under 6 weeks old

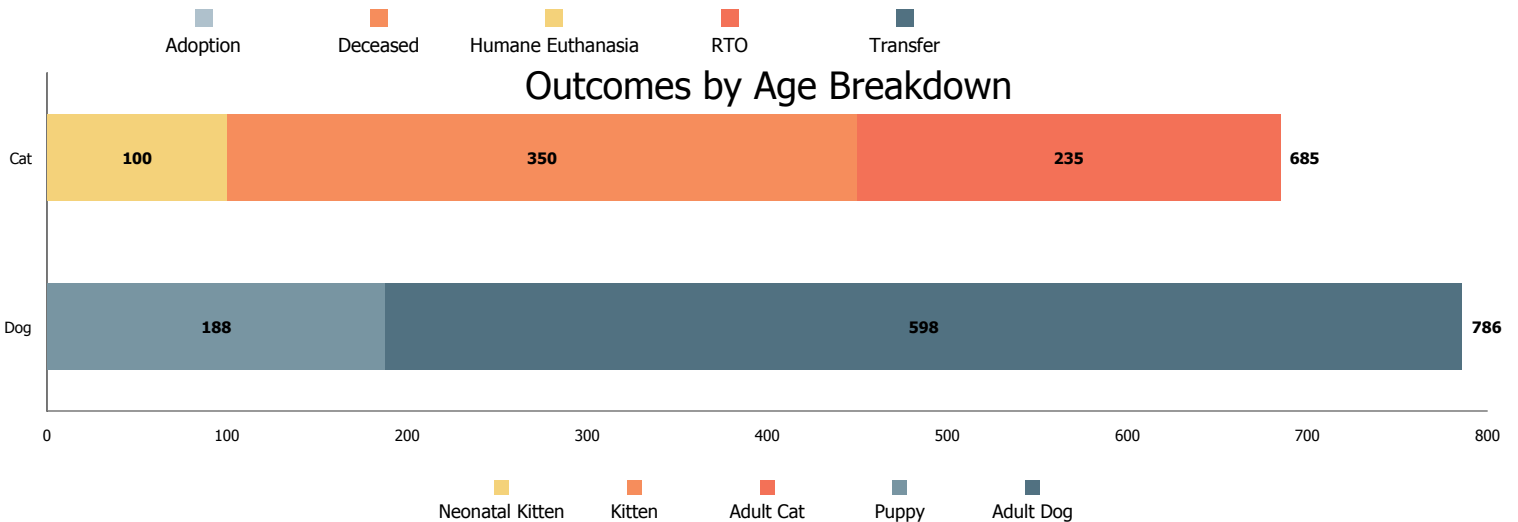
### Kitten/Puppy

6 weeks to under 1 year old

### Adult

at least 1 year old

Outcomes by Age Breakdown

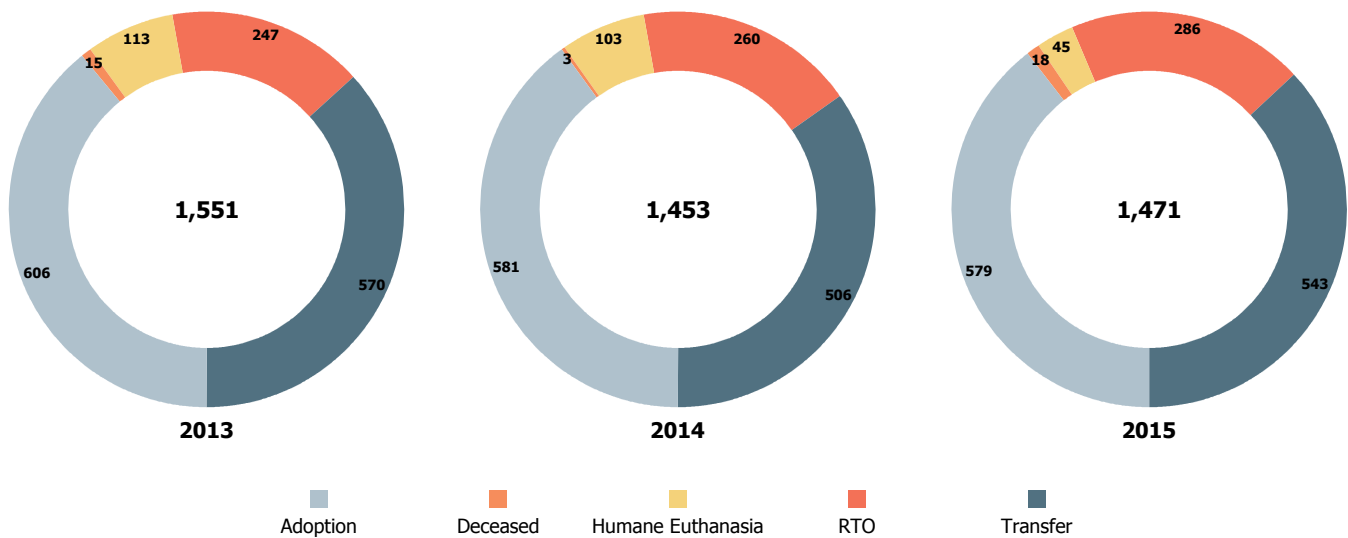


# Austin Animal Center October 2013 to 2015 Outcomes

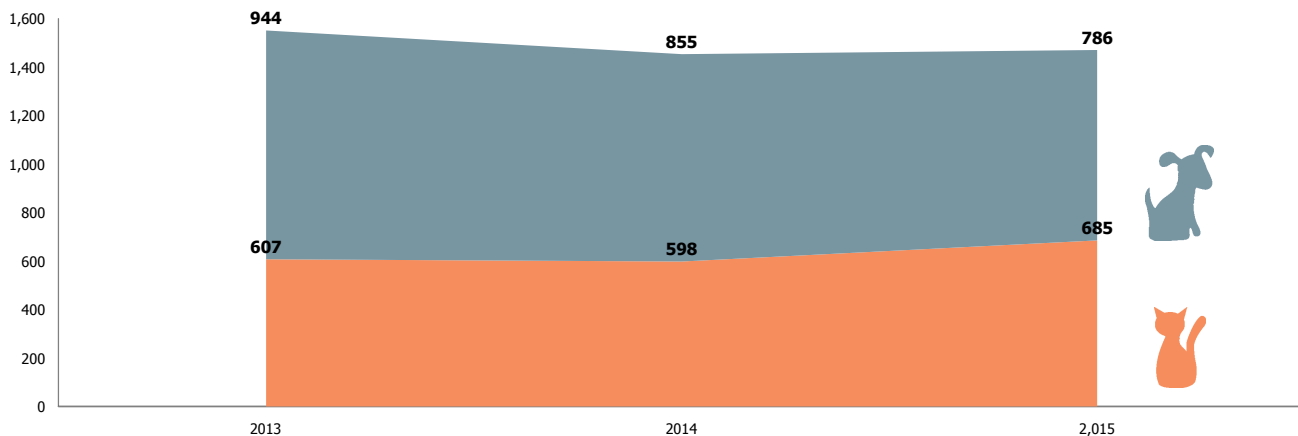


|                          | 2013       |            |              | 2014       |            |              | 2015       |            |              |
|--------------------------|------------|------------|--------------|------------|------------|--------------|------------|------------|--------------|
|                          | Cat        | Dog        | Total        | Cat        | Dog        | Total        | Cat        | Dog        | Total        |
| <b>Adoption</b>          | 241        | 365        | <b>606</b>   | 227        | 354        | <b>581</b>   | 241        | 338        | <b>579</b>   |
| <b>Deceased</b>          | 11         | 4          | <b>15</b>    | 3          | 0          | <b>3</b>     | 17         | 1          | <b>18</b>    |
| <b>Humane Euthanasia</b> | 43         | 70         | <b>113</b>   | 38         | 65         | <b>103</b>   | 29         | 16         | <b>45</b>    |
| <b>RTO</b>               | 14         | 233        | <b>247</b>   | 29         | 231        | <b>260</b>   | 29         | 257        | <b>286</b>   |
| <b>Transfer</b>          | 298        | 272        | <b>570</b>   | 301        | 205        | <b>506</b>   | 369        | 174        | <b>543</b>   |
| <b>Total</b>             | <b>607</b> | <b>944</b> | <b>1,551</b> | <b>598</b> | <b>855</b> | <b>1,453</b> | <b>685</b> | <b>786</b> | <b>1,471</b> |

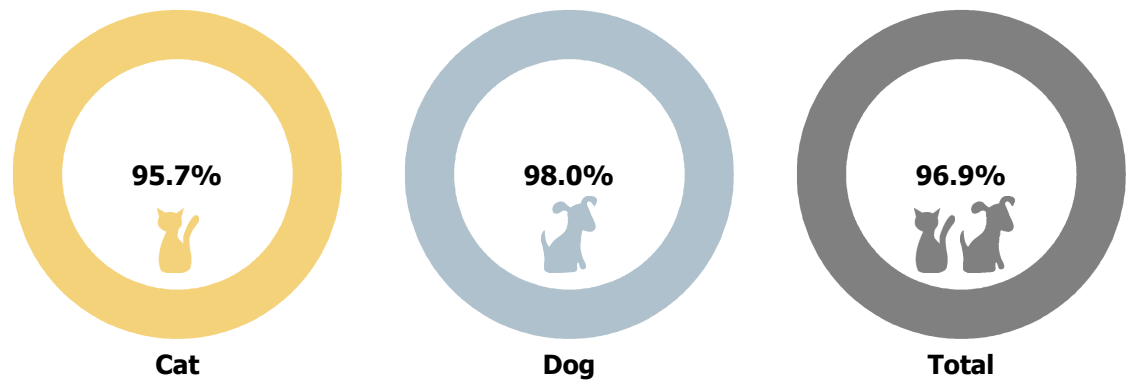
Yearly October Outcomes by Outcome Type



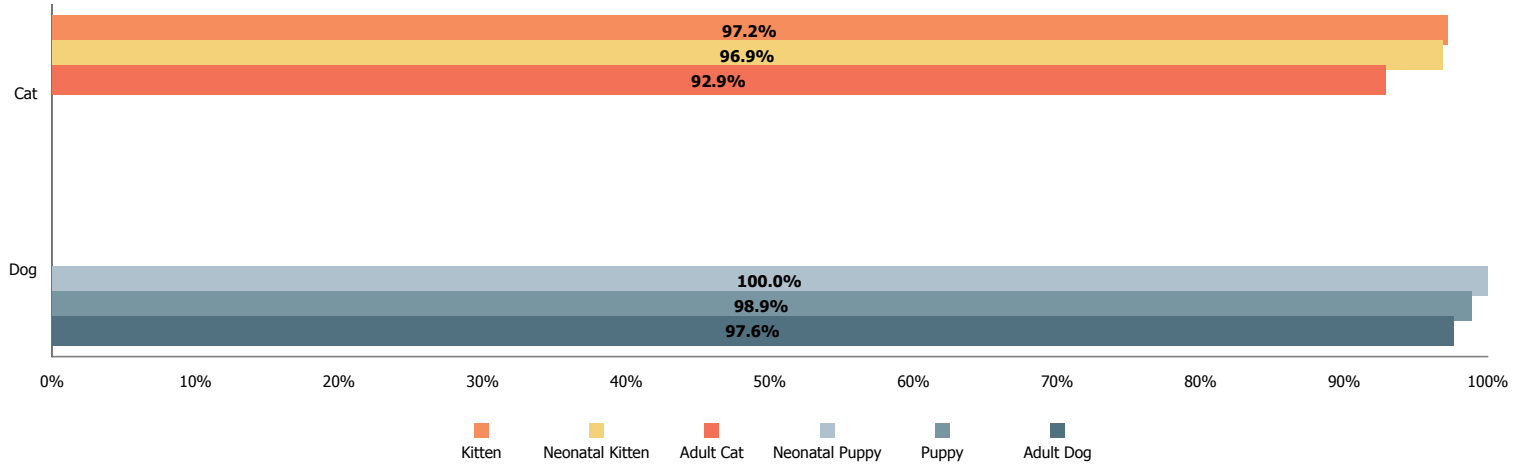
Yearly October Outcomes by Animal Type



## Total Live Release Rates



## Live Release Rates by Age Breakdown



## Yearly October Live Release Rates Compared

