



**AIRPORT ADVISORY COMMISSION MEETING
TUESDAY, JANUARY 12, 2016 AT 5:00 PM
ROOM No. 174-A
2716 SPIRIT OF TEXAS DRIVE
AUSTIN, TEXAS**

CURRENT BOARD MEMBERS:

Ernest Saulmon, Chair
Greg Anderson
Paul Martin
John Walewski

Teddy McDaniel, III, Vice Chair
Mike Rodriguez
Vicky Sepulveda

Stephanie Trinh, Secretary
Luke Legate
Albert Black

AGENDA

CALL TO ORDER

1. CITIZEN COMMUNICATION: GENERAL

Speakers signed up prior to the meeting being called to order will each be allowed a three-minute allotment to address their concerns regarding items not posted on the agenda.

2. APPROVAL OF MINUTES –

- a) November 10, 2015
- b) December 8, 2015

3. DEPARTMENT OF AVIATION STAFF BRIEFINGS, REPORTS, AND PRESENTATIONS

- a) Finance & Operations Reports for Fiscal Year 2016 to date.
- b) Planning & Engineering Capital Improvement Project Monthly Status Reports.
- c) Airport Tenant Updates.
- d) Ground Transportation Staging Area (GTSA) Transactions Report for December, 2015.
- e) Transportation Network Companies (TNCs) Transactions for November, 2015.

4. FOR RECOMMENDATION

- a) Authorize negotiation and execution of a 36-month contract with **AIR TRANSPORT IT SERVICES, INC. ("AirIT")** for software maintenance and support for the Airport's Shared Use Passenger Processing System in an estimated amount not to exceed \$1,162,311, with two 12-month extension options an amount not to exceed \$406,368 for the first option and \$416,309 for the second option for a total contract amount not to exceed \$1,984,988.

5. NEW BUSINESS

None.

6. OLD BUSINESS (updates)

- a) Status of action items upon which the Commission has made a recommendation to Council.
(Please note the progress of the following items)

Authorize award, negotiation, and execution of a 60-month revenue concession agreement with IN-TER-SPACE SERVICES, INC. dba CLEAR CHANNEL AIRPORTS, Allentown, PA, for advertising services at Austin-Bergstrom International Airport. **[Item went before the City Council on December 10, 2015 and was approved on consent.]**

Authorize execution of a 12-month contract with PASSUR AEROSPACE, to provide landing fee management software in an amount not to exceed \$84,000, with two extension options in an amount not to exceed \$74,160 for the first option and \$76,380 for the second option for a total contract amount not to exceed \$234,540. **[Item scheduled to go before the City Council on January 28, 2016.]**

7. CONFIRM MEETING DATE AND PLACE AGENDA ITEMS FOR NEXT COMMISSION MEETING

Date of next meeting: February 9, 2016

ADJOURNMENT

The City of Austin is committed to compliance with the Americans with Disabilities Act. Reasonable modifications and equal access to communications will be provided upon request. Meeting locations are planned with wheelchair access. If requiring Sign Language Interpreters or alternative formats, please give notice at least 2 days before the meeting date. Please call Becky Nagel, Aviation Department, at (512) 530-6614 for additional information; TTY users route through Relay Texas at 711.

For more information on the Austin Airport Advisory Commission, please contact Susana Carbajal at (512) 530-6364.

The Commission may go into a closed session as permitted by the Texas Open Meetings Act, (Chapter 551 of the Texas Government Code) regarding any item on the agenda.



Airport Advisory Commission

REGULAR MEETING MINUTES

November 10, 2015

The Airport Advisory Commission convened in a regular meeting on November 10, 2015, at 2716 Spirit of Texas Drive, in Room 174-A in Austin, Texas.

Board Members in Attendance:

Ernest Saulmon, Chair	Teddy McDaniel, III, Vice Chair	
Greg Anderson	Mike Rodriguez	Luke Legate
Paul Martin	Vicky Sepulveda	John Walewski

Board Members Absent:

Stephanie Trinh, Secretary	Albert Black
----------------------------	--------------

Staff in Attendance:

Susana Carbajal, Jim Smith, Dave Arthur, Shane Harbinson, Janice White, Robert Mercado, Jennifer Williams, Clarence McKinney, Hope Reyes, Ghizlane Badawi, Loren Lintner, Diana Heath, Joan Ewell and Becky Nagel

Others Present:

Josh Crawford – Garver
Sean Brennan – RS&H
Chris Coons – CP&Y
Cris Ruebush – PGAL
Byron Chavez – RS&H
Charles Gates – Gates Consulting
Lucas Yezik – Clear Channel Airports
Frank Bishop
Mikaela Cannizzo – UT Austin
Shannon Gray – Cap Metro

Welcome & Call the Meeting to Order:

Ernest Saulmon called the meeting to order at 5:03 p.m.

1. CITIZENS COMMUNICATIONS:

None.

2. APPROVAL OF MINUTES –

- a) October 13, 2015

Motion to approve the minutes. Motion made by Mike Rodriguez and seconded by Paul Martin. Motion passed 7-3 (Commissioner Members Trinh, Sepulveda and Black were absent at this vote).

3. STAFF BRIEFING, REPORTS AND PRESENTATIONS

- a) Finance & Operations Reports for Fiscal Year 2015 to date—presented by Dave Arthur, Department of Aviation.
- b) Planning & Engineering Capital Improvement Project Monthly Status Report—presented by Jennifer Williams, Department of Aviation.
- c) Airport Tenant Updates—presented by Hope Reyes, Department of Aviation.
- d) Ground Transportation Staging Area (GTSA) Transactions Report for October 2015—presented by Clarence McKinney, Department of Aviation.
- e) Transportation Network Companies (TNCs) Report.
- f) Brief overview of airport revenue—presented by Jim Smith, Department of Aviation.
- g) Brief overview of Several Weather Event on October 30, 2015—presented by Ghizlane Badawi.

Vicky Sepulveda arrived and Mike Rodriguez left.

4. ABIA Action Items

- a) Vote on a recommendation to City Council regarding the following:
 - i) Approval of schedule for 2016 Meetings for the Austin Airport Advisory Commission.

Motion to approve was made by Teddy McDaniel, III and seconded by Greg Anderson. Motion passed 7-3. (Commissioner Members Trinh, Rodriguez and Black were absent at this vote).

- ii) Authorize award, negotiation, and execution of a 60-month revenue concession agreement with IN-TER-SPACE SERVICES, INC. dba CLEAR CHANNEL AIRPORTS, Allentown, PA, for advertising services at Austin-Bergstrom International Airport.

Motion to approve was made by Paul Martin and seconded by Vicky Sepulveda. Motion passed 7-3. (Commissioner Members Trinh, Rodriguez and Black were absent at this vote).

- iii) Authorize execution of a 12-month contract with PASSUR AEROSPACE, to provide landing fee management software in an amount not to exceed \$84,000, with two extension options in an amount not to exceed \$74,160 for the first option and \$76,380 for the second option for a total contract amount not to exceed \$234,540.

Motion to approve was made by Teddy McDaniel, III and seconded by John Walewski. Motion passed 7-3. (Commissioner Members Trinh, Rodriguez and Black were absent at this vote).

5. NEW BUSINESS

Luke Legate and Greg Anderson would like to be scheduled for a tour of the airport. There is a 2016 ACI-NA/AAAE Airport Board and Commissioners Conference in Indianapolis, IN from April 10- 12, 2016 that Aviation would like to send the Chair and Vice-Chair to. Becky will be confirming and making arrangements.

6. OLD BUSINESS

- a) Status of action items upon which the Commission has made a recommendation to Council.

Authorize execution of change order 3 to the construction contract with Prism Development, Inc., for the Information System Building Emergency Power Improvements at the Austin-Bergstrom International Airport project in the amount of \$79,156.22, for a total contract amount not to exceed \$1,217,063.12. **[Item went to Council on October 15, 2015 and passed.]**

Authorize funding for the Austin-Bergstrom International Airport Terminal/Apron Expansion and Improvements construction manager-at-risk contract with Hensel Phelps Construction Company for the contractual construction cost limitation amount of \$256,000,000 plus \$20,480,000 Owner contingency for a total not-to-exceed amount of \$276,480,000 and authorize negotiation and execution of future guaranteed maximum price work authorization amendments for the construction of the terminal and apron expansion and improvements work. **[Item went to Council on October 15, 2015 and passed.]**

Authorize additional funding for the amount of \$18,000,000 for professional design fees for M. Arthur Gensler, Jr. and Associates Inc., dba Gensler to provide remaining professional services for the Austin-Bergstrom International Airport Terminal/Apron Expansion and Improvements Project for a total contract amount not to exceed \$36,000,000. **[Item went to Council on October 15, 2015 and passed.]**

Authorize negotiation and execution of an interlocal agreement between the City and the Texas Department of Transportation for the design and construction of the relocation of Golf Course Road on Austin-Bergstrom International Airport. **[Item went to Council on November 12, 2015 and passed.]**

Approve a resolution authorizing acceptance of grants from the Federal Aviation Administration, the Department of Homeland Security, and other state and federal agencies to the City of Austin, Department of Aviation, for Austin-Bergstrom International Airport for Fiscal Year 2015-2016 in an amount not to exceed \$30,000,000. **[Item went to Council on November 12, 2015 and passed.]**

Authorize negotiation and execution of a professional services agreement with DEMATTEI WONG ARCHITECTURE, INC., (staff recommendation) or one of the other qualified responders to Request For Qualifications Solicitation No CLMP182. To provide architectural services for the Austin Bergstrom International Airport Parking Garage and Administration Building in an amount not to exceed \$10,000,000.00. **[Item went to Council on November 19, 2015 and had the following changes:**

A motion authorizing the negotiation and execution of a professional services agreement with Pierce, Goodwin, Alexander & Linville, Inc. was made by Council Member Renteria and seconded by Council Member Gallo.

A substitute motion to postpone the item to December 17, 2015 and refer the item to the Public Utilities Committee was approved on Council Member Garza's motion, Council Member Troxclair's second on a 7-4 vote. Those voting aye were: Mayor Adler, Mayor Pro Tem Tovo and Council Members Gallo, Garza, Houston, Troxclair and Zimmerman. Those voting nay were: Council Members Casar, Kitchen, Pool and Renteria.

A motion to reconsider was approved on Council Member Garza's motion, Council Member Renteria's second on a 9-1 vote. Council Member Zimmerman voted nay. Council Member Troxclair was off the dais.

The motion authorizing the negotiation and execution of a professional services agreement with Pierce, Goodwin, Alexander & Linville, Inc. doing business as PGAL, was approved on Council Member Renteria's motion, Council Member Gallo's second on a 10-0 vote. Council Member Troxclair was off the dais.

7. FUTURE AGENDA ITEMS

ADJOURNMENT.

Motion to adjourn was made by Paul Martin and seconded by Greg Anderson. Motion passed 7-3. (Commissioner Members Trinh, Rodriguez and Black were absent at this vote).

Meeting was adjourned at 6:10 p.m.

Date of next meeting: December 8, 2015.

DRAFT



Airport Advisory Commission

REGULAR MEETING MINUTES

December 8, 2015

The Airport Advisory Commission convened in a regular meeting on December 8, 2015, at 2716 Spirit of Texas Drive, in Room 174-A in Austin, Texas.

Board Members in Attendance:

Ernest Saulmon, Chair	Teddy McDaniel, III, Vice Chair	Stephanie Trinh, Secretary
Greg Anderson	Mike Rodriguez	Luke Legate
Paul Martin	Albert Black	Vicky Sepulveda
John Walewski		

Board Members Absent:

None.

Staff in Attendance:

Susana Carbajal, Jim Smith, Dave Arthur, Shane Harbinson, Janice White, Robert Mercado, Jennifer Williams, Clarence McKinney, Hope Reyes, Ghizlane Badawi, Loren Lintner, Diana Heath, Joan Ewell and Becky Nagel

Others Present:

Chris Coons – CP&Y
Byron Chavez – RS&H
Carrie Brown – City of Austin, AIPP
Sue Lambe – City of Austin, AIPP
Angela Rodriguez – City of Austin, Legal Dept.

Welcome & Call the Meeting to Order:

Ernest Saulmon called the meeting to order at 5:01 p.m.

1. CITIZENS COMMUNICATIONS:

None.

2. APPROVAL OF MINUTES –

- a) November 10, 2015

Motion to approve the minutes. Motion made by Paul Martin and seconded by John Walewski. Motion passed 7-3 (Commissioner Members Trinh, McDaniel and Black were absent at this vote).

3. STAFF BRIEFING, REPORTS AND PRESENTATIONS

- a) Finance & Operations Reports for Fiscal Year 2016 to date.
- b) Planning & Engineering Capital Improvement Project Monthly Status Reports.
- c) Airport Tenant Updates.
- d) Ground Transportation Staging Area (GTSA) Transactions Report for November, 2015.
- e) Transportation Network Companies (TNCs) Transactions from March, 2015 through October, 2015.

5:22 pm – Teddy McDaniel, III arrived.

5:33 pm – Albert Black arrived.

5:38 pm – Stephanie Trinh arrived.

- f) Brief overview of current Art in Public Places (AIPP) installations and airport terminal rotating art and cultural artifacts exhibits.
- g) Update on AIPP projects at the Airport.
- h) Brief overview of Airport Improvement Program grant funding of airports.

4. FOR RECOMMENDATION

Vote on a recommendation to City Council regarding the following:

- a) Authorize negotiation and execution of an agreement with Texas Gas Service Company for natural gas utility replacement and relocation at Austin-Bergstrom International Airport in the amount not to exceed \$100,000 (District 2).

Motion to approve was made by Mike Rodriguez and seconded by Teddy McDaniel, III. Motion passed 10-0.

5. NEW BUSINESS

Teddy McDaniel asked about the approval of the minutes for November 10, 2015. He stated that Demattei Wong was not the approved vendor and asked staff to check. Item will be reviewed and submitted again in January.

6. OLD BUSINESS

- a) Status of action items upon which the Commission has made a recommendation to Council.

Authorize award, negotiation, and execution of a 60-month revenue concession agreement with IN-TER-SPACE SERVICES, INC. dba CLEAR CHANNEL AIRPORTS, Allentown, PA, for advertising services at Austin-Bergstrom International Airport. **[Item went before the City Council on December 10, 2015 and passed.]**

Authorize execution of a 12-month contract with PASSUR AEROSPACE, to provide landing fee management software in an amount not to exceed \$84,000, with two extension options in an amount not to exceed \$74,160 for the first option and \$76,380 for the second option for a total contract amount not to exceed \$234,540. **[Item scheduled to go before the City Council on January 28, 2016.]**

7. FUTURE AGENDA ITEMS

ADJOURNMENT.

Motion to adjourn was made by Vicky Sepulveda and seconded by Greg Anderson. Motion passed 10-0.

Meeting was adjourned at 6:10 p.m.

Date of next meeting: January 12, 2016.

CITY OF AUSTIN
AUSTIN-BERGSTROM INTERNATIONAL AIRPORT
Airport Operating Fund 5070
Income Statement - For Internal Use Only
Fiscal Year to Date for 2 Month(s) ended November 30, 2015

	Amended Budget	Budget Annualized 2 month(s)	Year to Date w/ Encumb	Y-T-D Variance Fav (Unfav)	Y-T-D % Variance Fav (Unfav)
REVENUE					
AIRLINE REVENUE					
Landing Fees	24,670,000.00	4,111,666.67	3,876,123.31	(235,543.36)	(5.7%)
Terminal Rental & Other Fees	33,146,000.00	5,524,333.33	5,440,011.07	(84,322.26)	(1.5%)
TOTAL AIRLINE REVENUE	57,816,000.00	9,636,000.00	9,316,134.38	(319,865.62)	(3.3%)
NON-AIRLINE REVENUE					
Parking	36,371,418.00	6,061,903.00	6,307,876.01	245,973.01	4.1%
Other Concessions	25,576,985.00	4,262,830.83	4,664,866.22	402,035.39	9.4%
Other Rentals and Fees	9,967,895.00	1,661,315.84	1,467,198.03	(194,117.81)	(11.7%)
TOTAL NON-AIRLINE REVENUE	71,916,298.00	11,986,049.67	12,439,940.26	453,890.59	3.8%
Interest Income	106,387.00	17,731.17	27,581.70	9,850.53	55.6%
TOTAL REVENUE	129,838,685.00	21,639,780.84	21,783,656.34	143,875.50	0.7%
OPERATING REQUIREMENTS					
Fac Mgmt, Ops and Airport Security	49,351,750.00	8,225,291.67	7,481,471.51	743,820.16	9.0%
Airport Planning and Development	3,113,986.00	518,997.67	380,598.51	138,399.16	26.7%
Support Services	17,604,545.00	2,934,090.83	2,472,672.34	461,418.49	15.7%
Business Services	12,893,847.00	2,148,974.50	1,930,585.87	218,388.63	10.2%
TOTAL OPERATING EXPENSES	82,964,128.00	13,827,354.67	12,265,328.23	1,562,026.44	11.3%
Debt Service					
GO Debt Service Fund	26,305.00	4,384.16	4,384.16	(0.00)	(0.0%)
2013A Revenue Refunding Bonds	14,950,651.00	853,866.09	853,867.00	(0.91)	(0.0%)
2013 Prosperity Bank Loan	3,814,225.00	447,141.67	446,974.99	166.68	0.0%
2014 Bond Issuance	133,022.00	2,668.75	2,668.50	0.25	0.0%
2016 Bond Issuance	3,850,949.00	113,645.99	0.00	113,645.99	100.0%
2005 Variable rate Notes (Swap)	12,244,805.00	3,535,554.50	3,457,054.00	78,500.50	2.2%
2005 Variable rate Notes Fees	1,380,184.00	230,030.67	242,644.75	(12,614.08)	(5.5%)
PFC Debt Service Funding	(12,843,479.00)	(2,003,730.66)	(1,977,083.68)	(26,646.98)	(1.3%)
TOTAL Net Debt Service	23,556,662.00	3,183,561.17	3,030,509.72	153,051.45	4.8%
OTHER REQUIREMENTS					
Workers' Compensation	424,869.00	70,811.50	70,869.00	(57.50)	(0.1%)
Citywide Administrative Support	3,786,716.00	631,119.33	631,116.00	3.33	0.0%
Communications & Technology Mgmt	1,248,165.00	208,027.50	208,015.00	12.50	0.0%
Accrued Payroll	242,814.00	40,469.00	40,469.00	0.00	0.0%
Wage Adjustment Markets	29,186.00	4,864.33	0.00	4,864.33	100.0%
Liability Reserve	17,000.00	2,833.34	2,833.33	0.01	0.0%
Operating Reserve	1,922,900.00	320,483.33	320,483.33	0.00	0.0%
CTECC	138,767.00	23,127.83	23,117.00	10.83	0.0%
Trunked Radio Allocation	114,693.00	19,115.50	19,093.00	22.50	0.1%
TOTAL OTHER REQUIREMENTS	7,925,110.00	1,320,851.66	1,315,995.66	4,856.00	0.4%
TOTAL REQUIREMENTS	114,445,900.00	18,331,767.50	16,611,833.61	1,719,933.89	9.4%
EXCESS (DEFICIT) OF TOTAL AVAILABLE FUNDS OVER TOTAL REQUIREMENTS					
	15,392,785.00	3,308,013.34	5,171,822.73	1,863,809.39	56.3%
ENPLANEMENTS					
	Passengers	% Inc/(Dec)			
Nov (Month over Month)	522,831	16.61%			
Year-to-Date	1,044,236	12.39%			

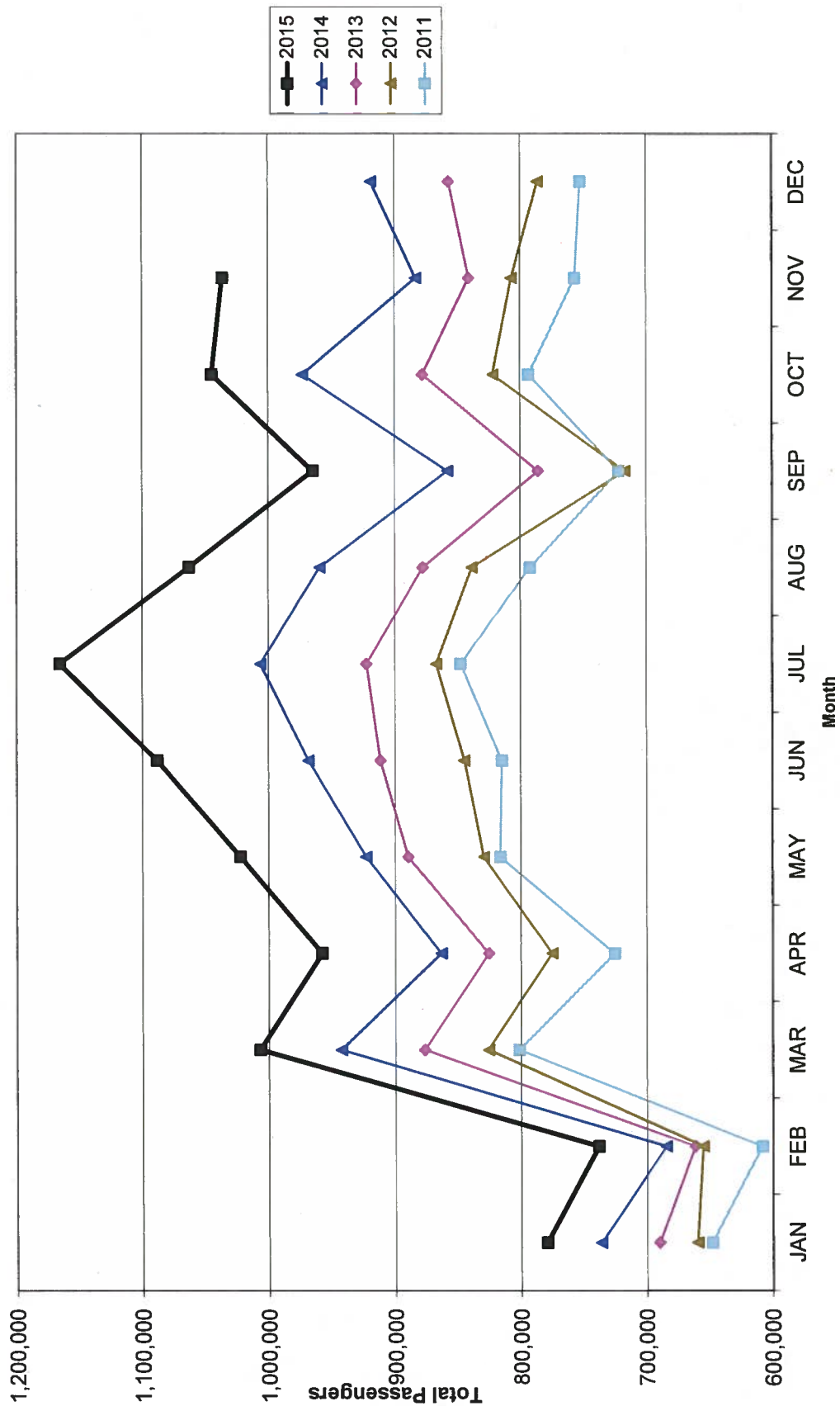
**CITY OF AUSTIN
AUSTIN-BERGSTROM INTERNATIONAL AIRPORT
INCOME STATEMENT COMPARISON THIS YEAR VS. LAST YEAR**

	This month - This Year vs. Last Year				Fiscal YTD - This Year vs. Last Year			
	FY16 (Nov 15) vs FY15 (Nov 14)				FY16 (Oct 15 - Nov 15) vs FY15 (Oct 14 - Nov 14)			
Airline Revenue	FY16 Nov-15	FY15 Nov-14	Fav (Unfav) \$ Variance	Fav (Unfav) % Variance	FY16 YTD Nov-15	FY15 YTD Nov-14	Fav (Unfav) \$ Variance	Fav (Unfav) % Variance
Landing Fees	1,936,216.36	1,955,987.28	(19,770.92)	(1.0%)	3,876,123.31	3,981,628.03	(105,504.72)	(2.6%)
Terminal Rental & Other Fees	2,721,859.95	2,359,054.29	362,805.66	15.4%	5,440,011.07	4,525,654.69	914,356.38	20.2%
Total Airline Revenue	4,658,076.31	4,315,041.57	343,034.74	7.9%	9,316,134.38	8,507,282.72	808,851.66	9.5%
Non-Airline Revenue								
Parking	3,069,855.06	2,548,850.68	523,004.38	20.5%	6,307,876.01	5,815,804.03	492,071.98	8.5%
Food/Beverage & Retail	955,210.50	808,673.53	146,536.97	18.1%	1,846,114.60	1,592,830.03	253,284.57	15.9%
Rental Car	1,221,625.85	1,166,216.75	55,409.10	4.8%	2,362,661.77	2,328,061.99	34,599.78	1.5%
Advertising	120,587.85	153,043.20	(32,455.35)	(21.2%)	293,131.44	355,134.07	(62,002.63)	(17.5%)
Ads Barter Revenue	40,000.00	0.00	40,000.00	N/A	40,000.00	0.00	40,000.00	N/A
Other Concessions	61,420.65	76,812.59	(15,391.94)	(20.0%)	122,958.41	142,089.77	(19,131.36)	(13.5%)
Other Rentals and Fees	753,000.76	616,283.08	136,717.68	22.2%	1,467,198.03	1,236,116.39	231,081.64	18.7%
Total Non-Airline Revenue	6,221,700.67	5,367,879.83	853,820.84	15.9%	12,439,940.26	11,470,036.28	969,903.98	8.5%
Interest Income	16,693.15	15,673.14	1,020.01	6.5%	27,581.70	19,923.02	7,658.68	38.4%
Total Operating Revenue	10,896,470.13	9,698,594.54	1,197,875.59	12.4%	21,783,656.34	19,997,242.02	1,786,414.32	8.9%
Operating Requirements								
Fac Mgmt, Ops and Airport Security	4,017,157.61	3,704,753.34	(312,404.27)	(8.4%)	7,481,471.51	7,025,872.25	(455,599.26)	(6.5%)
Airport Planning and Development	198,772.32	236,646.32	37,874.00	16.0%	380,598.51	398,513.80	17,915.29	4.5%
Support Services	1,421,261.26	867,955.59	(553,305.67)	(63.7%)	2,472,672.34	1,904,186.63	(568,485.71)	(29.9%)
Business Services	970,014.64	912,314.45	(57,700.19)	(6.3%)	1,930,585.87	1,748,924.33	(181,661.54)	(10.4%)
Total Operating Expense	6,607,205.83	5,721,669.70	(885,536.13)	(15.5%)	12,265,328.23	11,077,497.01	(1,187,831.22)	(10.7%)
Debt Service								
GO Debt Service Fund	2,192.08	2,170.09	(21.99)	(1.0%)	4,384.16	4,340.17	(43.99)	(1.0%)
2013A Revenue Refunding Bonds	(392,020.58)	99,033.00	491,053.58	495.8%	853,867.00	198,066.00	(655,801.00)	(331.1%)
2013 Prosperity Bank Loan	261,141.66	149,168.95	(111,974.71)	(75.1%)	446,974.99	261,667.00	(185,307.99)	(70.8%)
2014 Bond Issuance	1,906.00	0.00	(1,906.00)	N/A	2,668.50	0.00	(2,668.50)	N/A
2005 Variable rate Notes (Swap)	1,381,238.00	2,016,406.00	635,168.00	31.5%	3,457,054.00	4,123,591.00	666,537.00	16.2%
2005 Variable rate Notes Fees	119,366.27	128,412.00	9,045.73	7.0%	242,644.75	260,563.00	17,918.25	6.9%
PFC Debt Service Funding	(453,398.74)	(958,130.00)	(505,731.26)	(52.7%)	(1,977,083.68)	(1,958,848.00)	18,235.68	0.9%
Total Debt Service	920,424.69	1,436,058.04	515,633.35	35.9%	3,030,509.72	2,889,379.17	(141,130.55)	(4.9%)
Other Requirements								
Workers' Compensation	35,400.00	42,180.16	6,780.16	16.1%	70,869.00	84,360.33	13,491.33	16.0%
Citywide Administrative Support	315,560.00	255,648.00	(59,912.00)	(23.4%)	631,116.00	511,296.00	(119,820.00)	(23.4%)
Communications & Technology Mgmt	104,015.00	115,315.50	11,300.50	9.8%	208,015.00	230,631.00	22,616.00	9.8%
Accrued Payroll	20,234.50	8,176.09	(12,058.41)	(147.5%)	40,469.00	16,352.17	(24,116.83)	(147.5%)
Compensation Adjustment	0.00	(760.71)	(760.71)	(100.0%)	0.00	0.00	0.00	N/A
Operating Reserve	160,241.66	105,570.75	(54,670.91)	(51.8%)	320,483.33	211,141.50	(109,341.83)	(51.8%)
CTECC	11,565.00	12,031.25	466.25	3.9%	23,117.00	24,062.50	945.50	3.9%
Trunked Radio Allocation	9,560.00	9,043.84	(516.16)	(5.7%)	19,093.00	18,087.67	(1,005.33)	(5.6%)
Liability Reserve	1,416.66	1,416.66	0.00	0.0%	2,833.33	2,833.33	0.00	0.0%
Total Other Requirements	657,992.82	548,621.54	(109,371.28)	(19.9%)	1,315,995.66	1,098,764.50	(217,231.16)	(19.8%)
Total Requirements	8,185,623.34	7,706,349.28	(479,274.06)	(6.2%)	16,611,833.61	15,065,640.68	(1,546,192.93)	(10.3%)
SURPLUS (DEFICIT) OF TOTAL AVAILABLE FUNDS OVER TOTAL REQUIREMENTS	\$ 2,710,846.79	\$ 1,992,245.26	\$ 718,601.53	36.1%	\$ 5,171,822.73	\$ 4,931,601.34	\$ 240,221.39	4.9%

CITY OF AUSTIN
AUSTIN-BERGSTROM INTERNATIONAL AIRPORT
Airport Operating Fund 5070
For Internal Use Only
Operating Budget Comparison: 2016 & 2015

	2016 Amended Budget	2015 Amended Budget	Variance Fav (Unfav)	% Variance Fav (Unfav)
REVENUE				
AIRLINE REVENUE				
Landing Fees	24,670,000.00	22,169,000.00	2,501,000.00	11.28%
Terminal Rental & Other Fees	33,146,000.00	26,458,000.00	6,688,000.00	25.28%
TOTAL AIRLINE REVENUE	57,816,000.00	48,627,000.00	9,189,000.00	18.90%
NON-AIRLINE REVENUE				
Parking	36,371,418.00	34,714,813.00	1,656,605.00	4.77%
Other Concessions	25,576,985.00	23,926,741.00	1,650,244.00	6.90%
Other Rentals and Fees	9,967,895.00	8,275,851.00	1,692,044.00	20.45%
TOTAL NON-AIRLINE REVENUE	71,916,298.00	66,917,405.00	4,998,893.00	7.47%
Interest Income	106,387.00	109,598.00	(3,211.00)	(2.9%)
TOTAL REVENUE	129,838,685.00	115,654,003.00	14,184,682.00	12.26%
OPERATING REQUIREMENTS				
Fac Mgmt, Ops and Airport Security	49,351,750.00	43,962,265.00	(5,389,485.00)	(12.3%)
Airport Planning and Development	3,113,986.00	2,835,659.00	(278,327.00)	(9.8%)
Support Services	17,604,545.00	15,179,777.00	(2,424,768.00)	(16.0%)
Business Services	12,893,847.00	11,383,393.00	(1,510,454.00)	(13.3%)
TOTAL OPERATING EXPENSES	82,964,128.00	73,361,094.00	(9,603,034.00)	(13.1%)
Debt Service				
GO Debt Service Fund	26,305.00	26,041.00	(264.00)	(1.0%)
2013A Revenue Refunding Bonds	14,950,651.00	1,188,400.00	(13,762,251.00)	(1158.0%)
2013 Prosperity Bank Loan	3,814,225.00	578,118.00	(3,236,107.00)	(559.8%)
2014 Bond Issuance	133,022.00	0.00	(133,022.00)	0.0%
2016 Bond Issuance	3,850,949.00	0.00	(3,850,949.00)	0.0%
2005 Variable rate Notes (Swap)	12,244,805.00	25,151,220.00	12,906,415.00	51.3%
2005 Variable rate Notes Fees	1,380,184.00	1,501,962.00	121,778.00	8.1%
PFC Debt Service Funding	(12,843,479.00)	(11,918,172.00)	925,307.00	(7.8%)
TOTAL Net Debt Service	23,556,662.00	16,527,569.00	(7,029,093.00)	(42.5%)
OTHER REQUIREMENTS				
Workers' Compensation	424,869.00	506,162.00	81,293.00	16.1%
Citywide Administrative Support	3,786,716.00	3,067,776.00	(718,940.00)	(23.4%)
Communications & Technology Mgmt	1,248,165.00	1,383,786.00	135,621.00	9.8%
Accrued Payroll	242,814.00	98,113.00	(144,701.00)	(147.5%)
Wage Adjustment Markets	29,186.00		(29,186.00)	0.0%
Liability Reserve	17,000.00	17,000.00	0.00	0.0%
Operating Reserve	1,922,900.00	1,266,849.00	(656,051.00)	(51.8%)
CTECC	138,767.00	144,375.00	5,608.00	3.9%
Trunked Radio Allocation	114,693.00	108,526.00	(6,167.00)	(5.7%)
TOTAL OTHER REQUIREMENTS	7,925,110.00	6,592,587.00	(1,332,523.00)	(20.2%)
TOTAL REQUIREMENTS	114,445,900.00	96,481,250.00	(17,964,650.00)	(18.6%)
EXCESS (DEFICIT) OF TOTAL AVAILABLE FUNDS OVER TOTAL REQUIREMENTS	15,392,785.00	19,172,753.00	(3,779,968.00)	(19.7%)

AUSTIN PASSENGER TRAFFIC 5 Year Trend



Austin-Bergstrom International Airport

Aviation Activity Report

Calendar Year 2015 vs 2014

	11/2015	11/2014	Percent Change	01/2015 - 11/2015	01/2014 - 11/2014	Percent Change
Passenger Activity						
Domestic Enplaned Revenue	502,830	429,679	17.02	5,212,583	4,720,795	10.42
Domestic Deplaned Revenue	493,576	417,733	18.16	5,200,634	4,709,186	10.44
International Enplaned Revenue	8,913	9,192	-3.04	100,034	71,457	39.99
International Deplaned Revenue	8,424	7,765	8.49	100,241	71,932	39.36
Domestic Enplaned Non-Revenue	9,661	9,404	2.73	117,125	116,620	0.43
Domestic Deplaned Non-Revenue	9,724	9,249	5.14	114,458	108,301	5.69
International Enplaned Non-Revenue	92	78	17.95	841	892	-5.72
International Deplaned Non-Revenue	55	97	-43.30	749	857	-12.60
Intl Enplaned Pre-Cleared Revenue	1,289	0	0.00	9,188	0	0.00
Intl Deplaned Pre-Cleared Revenue	1,575	0	0.00	11,403	0	0.00
Intl Enplaned Pre-Cleared Non-Revenue	46	0	0.00	453	0	0.00
Intl Deplaned Pre-Cleared Non-Revenue	38	0	0.00	447	0	0.00
Passenger Totals	1,036,223	883,197	17.33	10,868,156	9,800,040	10.90
Enplaned Passenger Totals						
Enplaned Passenger Totals	522,831	448,353	16.61	5,440,224	4,909,764	10.80
Deplaned Passenger Totals						
Deplaned Passenger Totals	513,392	434,844	18.06	5,427,932	4,890,276	10.99
Domestic Passenger Totals						
Domestic Passenger Totals	1,015,791	866,065	17.29	10,644,800	9,654,902	10.25
International Passenger Totals						
International Passenger Totals	20,432	17,132	19.26	223,356	145,138	53.89

CURRENT PASSENGER RECORD = 1,165,811 RECORD SET = JULY 2015

Aircraft Operations

Air Carrier	9,645	8,691	10.98	104,218	95,995	8.57
Commuter & Air Taxi	1,324	1,590	-16.73	14,035	15,660	-10.38
Military	572	315	81.59	7,998	6,641	20.43
General Aviation	3,521	4,731	-25.58	45,441	46,987	-3.31
Itinerant	168	174	-3.45	3,597	2,290	57.07
Local	3,689	4,905	-24.79	49,038	48,287	-0.51
Total G.A.	15,230	15,501	-1.75	175,289	167,583	4.60
Total Operations						

Austin-Bergstrom International Airport

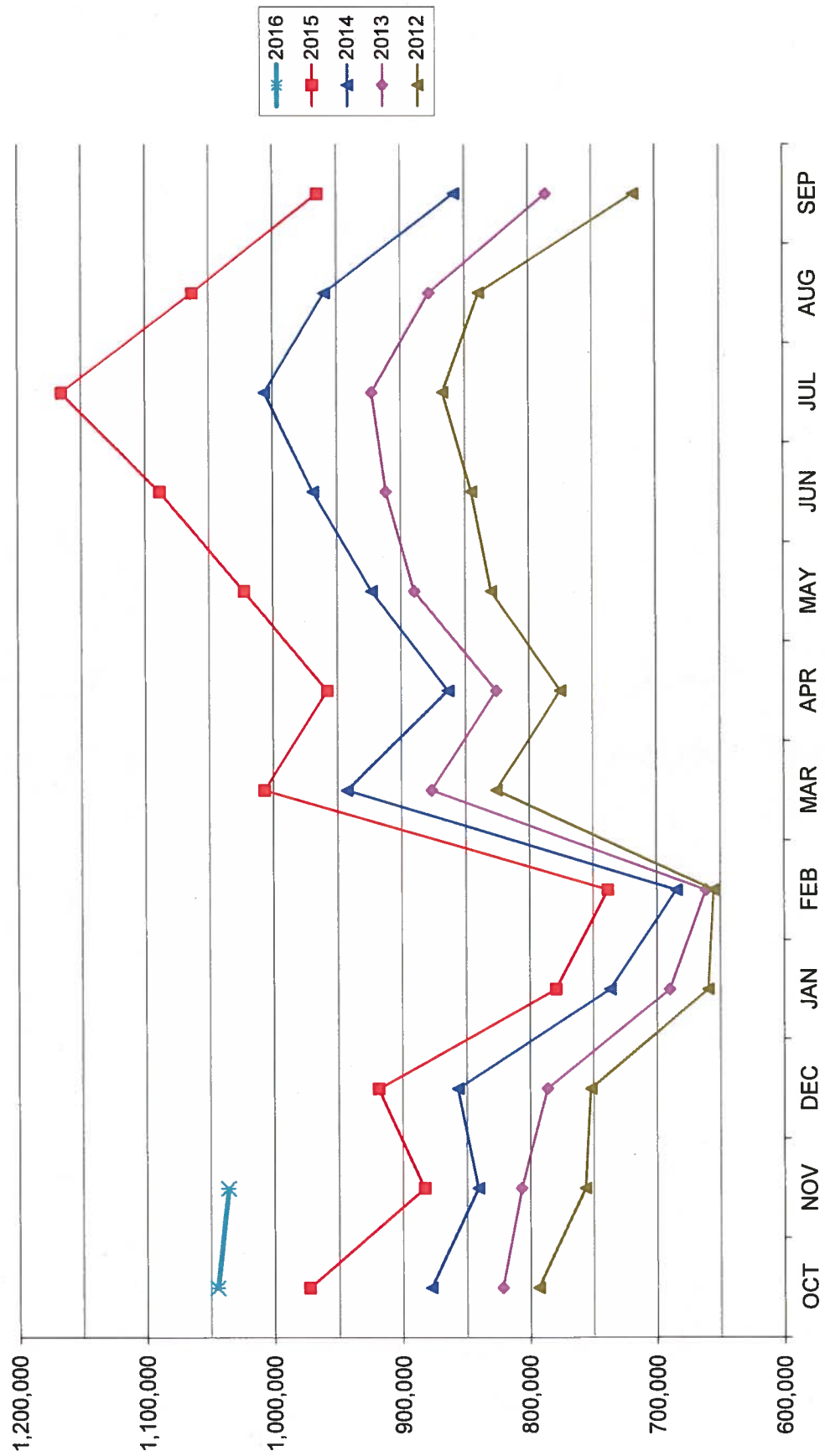
Aviation Activity Report

Calendar Year 2015 vs 2014

<u>Cargo Activity</u>				
	11/2015	11/2014	Percent Change	01/2015 - 11/2015
Mail				
Domestic Enplaned Mail	222,644	146,280	52.20	2,386,358
Domestic Deplaned Mail	249,247	216,570	15.09	3,289,936
International Enplaned Mail	0	508,099	-100.00	0
International Deplaned Mail	0	0	0.00	0
Mail Totals	471,891	870,949	-45.82	5,676,294
				30.70
Cargo				
Domestic Enplaned Cargo	4,475,442	5,458,696	-18.01	57,065,570
Domestic Deplaned Cargo	4,771,440	4,805,639	-0.71	54,826,379
International Enplaned Cargo	258,687	954,473	-72.90	6,327,184
International Deplaned Cargo	153,775	173,528	-11.38	5,110,160
Cargo Totals	9,659,344	11,392,336	-15.21	123,329,293
				1.41
Belly Freight				
Domestic Enplaned Belly Freight	244,799	220,156	11.19	2,763,844
Domestic Deplaned Belly Freight	431,848	427,205	1.09	5,184,926
International Enplaned Belly Freight	241,549	375,333	-35.64	2,855,033
International Deplaned Belly Freight	479,156	0	0.00	4,027,480
Belly Freight Totals	1,397,352	1,022,694	36.63	14,831,283
Cargo Totals (Mail, Cargo, Belly Freight)	11,528,587	13,285,979	-13.23	143,836,870
				1.91
Enplaned Cargo Totals	5,443,121	7,663,037	-28.97	71,397,989
Deplaned Cargo Totals	6,065,466	5,622,942	8.23	72,438,881
				3.76
Domestic Cargo Totals	10,395,420	11,274,546	-7.80	125,517,013
International Cargo Totals	1,133,167	2,011,433	-43.66	18,319,857
				2.35
				-1.00

CURRENT CARGO RECORD = 40,215,518 RECORD SET = MARCH 2001

AUSTIN PASSENGER TRAFFIC
5 Year Trend



Austin-Bergstrom International Airport

Aviation Activity Report

Fiscal Year

	11/2015	11/2014	Percent Change	10/2015 - 11/2015	10/2014 - 11/2014	Percent Change
Passenger Activity						
Domestic Enplaned Revenue	502,830	429,679	17.02	1,006,527	894,158	12.57
Domestic Deplaned Revenue	493,576	417,733	18.16	998,792	893,455	11.79
International Enplaned Revenue	8,913	9,192	-3.04	15,297	14,276	7.15
International Deplaned Revenue	8,424	7,765	8.49	14,829	14,052	5.53
Domestic Enplaned Non-Revenue	9,661	9,404	2.73	19,114	20,531	-6.90
Domestic Deplaned Non-Revenue	9,724	9,249	5.14	19,133	19,356	-1.15
International Enplaned Non-Revenue	92	78	17.95	161	160	0.63
International Deplaned Non-Revenue	55	97	-43.30	140	177	-20.90
Intl Deplaned Pre-Cleared Non-Revenue	38	0	0.00	330	0	0.00
Intl Deplaned Pre-Cleared Revenue	1,575	0	0.00	3,510	0	0.00
Intl Enplaned Pre-Cleared Non-Revenue	46	0	0.00	356	0	0.00
Intl Enplaned Pre-Cleared Revenue	1,289	0	0.00	2,781	0	0.00
South Terminal-Intl Enplaned Revenue	0	0	0.00	0	0	0.00
South Terminal-Intl Deplaned Revenue	0	0	0.00	0	0	0.00
South Terminal-Intl Enplaned Non-Revenue	0	0	0.00	0	0	0.00
South Terminal-Intl Deplaned Non-Revenue	0	0	0.00	0	0	0.00
Passenger Totals	1,036,223	883,197	17.33	2,080,970	1,856,165	12.11
<i>Enplaned Passenger Totals</i>	<i>522,831</i>	<i>448,353</i>	<i>16.61</i>	<i>1,044,236</i>	<i>929,125</i>	<i>12.39</i>
<i>Deplaned Passenger Totals</i>	<i>513,392</i>	<i>434,844</i>	<i>18.06</i>	<i>1,036,734</i>	<i>927,040</i>	<i>11.83</i>
<i>Domestic Passenger Totals</i>	<i>1,015,791</i>	<i>866,065</i>	<i>17.29</i>	<i>2,043,566</i>	<i>1,827,500</i>	<i>11.82</i>
<i>International Passenger Totals</i>	<i>20,432</i>	<i>17,132</i>	<i>19.26</i>	<i>37,404</i>	<i>28,665</i>	<i>30.49</i>

CURRENT PASSENGER RECORD = 1,166,811 RECORD SET = JULY 2015

Aircraft Operations

Air Carrier	9,645	8,691	10.98	19,350	18,019	7.39
Commuter & Air Taxi	1,324	1,590	-16.73	2,716	3,162	-14.10
Military	572	315	81.59	1,584	937	69.05
General Aviation						
Itinerant	3,521	4,731	-25.58	8,465	10,016	-15.49
Local	168	174	-3.45	668	556	20.14
Total G.A.	3,689	4,905	-24.79	9,133	10,572	-13.61
Total Operations	15,230	15,501	-1.75	32,783	32,690	0.28

Austin-Bergstrom International Airport

Aviation Activity Report

Fiscal Year

	11/2015	11/2014	Percent Change	10/2015 - 11/2015	10/2014 - 11/2014	Percent Change
Cargo Activity						
Mail						
Domestic Enplaned Mail	222,644	146,280	52.20	491,425	216,011	127.50
Domestic Deplaned Mail	249,247	216,570	15.09	566,174	385,941	46.70
International Enplaned Mail	0	508,099	-100.00	0	1,103,232	-100.00
International Deplaned Mail	0	0	0.00	0	0	0.00
South Terminal-Intl Enplaned Mail	0	0	0.00	0	0	0.00
South Terminal-Intl Deplaned Mail	0	0	0.00	0	0	0.00
Mail Totals	471,891	870,949	-45.82	1,057,599	1,705,184	-37.98
Cargo						
Domestic Enplaned Cargo	4,475,442	5,458,696	-18.01	10,191,598	10,643,210	-4.24
Domestic Deplaned Cargo	4,771,440	4,805,639	-0.71	10,324,241	10,294,172	0.29
International Enplaned Cargo	258,687	954,473	-72.90	2,017,463	1,172,167	72.11
International Deplaned Cargo	153,775	173,528	-11.38	1,553,898	1,729,206	-10.14
South Terminal-Intl Enplaned Cargo	0	0	0.00	0	0	0.00
South Terminal-Intl Deplaned Cargo	0	0	0.00	0	0	0.00
Cargo Totals	9,659,344	11,382,336	-15.21	24,087,200	23,838,755	1.04
Belly Freight						
Domestic Enplaned Belly Freight	244,799	220,156	11.19	480,783	459,412	4.65
Domestic Deplaned Belly Freight	431,848	427,205	1.09	877,714	896,366	-2.08
International Enplaned Belly Freight	241,549	375,333	-35.64	356,239	709,520	-49.79
International Deplaned Belly Freight	479,156	0	0.00	787,563	0	0.00
South Terminal-Intl Enplaned Belly Frt	0	0	0.00	0	0	0.00
South Terminal-Intl Deplaned Belly Frt	0	0	0.00	0	0	0.00
Belly Freight Totals	1,397,352	1,022,694	36.63	2,502,299	2,065,298	21.16
Cargo Totals (Mail, Cargo, Belly Freight)	11,628,587	13,285,979	-13.23	27,647,098	27,609,237	0.14
Enplaned Cargo Totals						
Domestic Enplaned Cargo Totals	5,443,121	7,663,037	-28.97	13,537,508	14,303,552	-5.36
International Enplaned Cargo Totals	6,085,466	5,622,942	8.23	14,109,590	13,305,685	6.04
Domestic Cargo Totals	10,395,420	11,274,546	-7.80	22,931,935	22,895,112	0.16
International Cargo Totals	1,133,167	2,011,433	-43.66	4,715,163	4,714,125	0.02


CURRENT CARGO RECORD = 40,215,518 RECORD SET = MARCH 2001

BUSINESS DEVELOPMENT AND TENANT MANAGEMENT
Airport Advisory Commission Report
January 12, 2016

Tenant Updates and Business Development Events

1. Delaware North and LS Travel have executed their 10 Year Retail Food and Beverage Concession Lease Agreements.
2. LS Travel and Delaware North will commence construction this month.
3. TSA Pre-check kiosk, located in baggage claim, had soft opening January 4th and the grand opening ceremony will be late January.
4. Delaware North Companies Grab application launch event will be held January 19th
5. ABIA Retail's Hyatt Place ground breaking ceremony late January. Anticipated opening is December 15, 2016 with 139 rooms

GROUND TRANSPORTATION TRANSACTIONS
DECEMBER 2015



YEAR TO YEAR COMPARISON			
SERVICE CATEGORY	DECEMBER 2015	DECEMBER 2014	% Increase/(Decrease)
TAXICAB	22,798	23,545	(3.2%)
LIMOUSINE	2,781	3,085	(9.9%)
HOTEL SHUTTLE	3,103	2,799	10.9%
OTHER SHUTTLE	1,126	1,145	(1.7%)
CHARTER BUS	92	88	4.5%
OVERALL TOTAL	29,900	30,662	(2.5%)

SUBJECT: Authorize negotiation and execution of a 36-month contract with **AIR TRANSPORT IT SERVICES, INC. ("AirIT")** for software maintenance and support for the Airport's Shared Use Passenger Processing System in an amount not to exceed \$1,162,311, with two 12-month extension options in an amount not to exceed \$406,368 for the first option and \$416,309 for the second option for a total contract amount not to exceed \$1,984,988.

AMOUNT & SOURCE OF FUNDING: Funding in the amount of \$387,437 is available in the Fiscal Year 2015-2016 Operating Budget of the Aviation Department. Funding for the remaining twenty-nine months of the initial contract period and the extension options is contingent upon availability in future budgets.

FISCAL NOTE: There is no unanticipated fiscal impact. A fiscal note is not required.

FOR MORE INFORMATION CONTACT: Jim Howard, Corporate Purchasing Manager, 512-974-2031

PRIOR COUNCIL ACTION: N/A

BOARD AND COMMISSION ACTION: January 12, 2016- To be reviewed by the Airport Advisory Commission

PURCHASING: Sole Source

MBE/WBE: The contract will be awarded as a sole source and is exempt from City Code Chapter 2-9C Minority Owned and Women Owned Business Enterprise Procurement Program.

The contract will provide on-site maintenance, repair and support for the software, associated interfaces, and integrated components of the Air-IT Shared Use Passenger Processing System at the Airport which allows airlines to use any position (ie. ticket counter, gate) anytime for passenger processing (i.e. ticket counter, gate). AirIT Product Support will include third party software maintenance agreements, database maintenance, preventative maintenance, software licenses, software updates, hotfixes, and upgrades, system configuration, on-site training, systems monitoring, troubleshooting, and 24/7 helpdesk to ensure calls at all severity levels are met.

The Aviation Department has implemented AirIT's EASE™ (Extended Airline System Environment) to the Airport's City-owned Shared Use gates and ticket counters. The Austin Bergstrom International Airport's (ABIA) Shared Use Passenger Processing System (SUPPs) was furnished and installed after a competitive selection process among the four vendors in the U.S. that provide this very-specialized aviation system. The AirIT's EASE™ System was installed at four ticket counters and three gates at ABIA and allowed new service from two new airlines in October 2013. The contract was amended in April of 2015 to allow for the expansion of the system to include an additional two boarding gates and 12 ticket counter positions including configuration and support which was essential to keeping up with the increasing flight service to and from ABIA.

Air-IT are licensed proprietary software products available to airport clients in North America. Air-IT is the sole authorized provider of the software and warranty maintenance and support. Technical support of the proprietary software will be provided by a vendor licensed by the software manufacturer.

The current contract expires June 30, 2016. If the City is unable to enter into a contract, there will be a critical lapse in service for flight operations in that ABIA would be unable to process passengers for check-in, boarding, etc. This would delay airline flights and cause ABIA to incur cost from the airlines for the support system being down.

RCA DETAIL SUMMARY
AIR TRANSPORT IT SERVICES, INC. ("AIR IT")

References/Documentation	Status
Board or Commission Approval: (If required)	1/12/16
Documented Department Approval	✓
SMBR Approval – Goal Determination Memo or Subcontracting Participation	N/A
Exclusions Search @ https://www.sam.gov formerly EPLS Check for entities debarred, suspended, proposed for debarment, excluded or disqualified under the nonprocurement common rule, or otherwise declared ineligible from receiving Federal contracts, certain subcontracts, and certain Federal assistance and benefits.	No results.
Texas Controller of Public Accounts, Franchise Tax Certification Status web-site @ https://ourcpa.cpa.state.tx.us/coa/Index.html , Check that entities are "In Good Standing" to do business in the State of Texas.	No results.
Certificate of Exemption signed by Executive Management	✓
Professional Service Memo	N/A
Emergency Affidavit or Critical Business Need Memo	N/A
Ratification Memo	N/A
RCAs for Service Contracting (janitorial and custodial services, facilities maintenance, landscaping and grounds keeping, light construction and concrete work, additional fleet repair, general labor contracting) – send scope/specs to RCA Coordinator	N/A
Purchasing Manager Approval - RCA & Summary	✓

Additional Items of Interest:

This is a continuation of service/software/maintenance in support of an enhancement to the Airport's Extended Airline System Environment (EASE™) which was done in November 2013. The original Shared Use Passenger Processing System (SUPPs) was purchased through a Request for Proposal competitive selection process among four vendors in the US that provide this very specialized aviation system. This system allows any airline to use any position (ticket counter, gate) for passenger processing. Continued maintenance and support of this system is proprietary (sole source) to AirIT.

Background Information:

1. Ratification? No.
2. Who was on the team, group, panel? Any issues on this project that the team, group, panel voiced? This is a Sole Source Purchase of continuing maintenance/support of an established product/service.
3. Are there any vendors or bidders who have expressed complaints or opposition to this item? No.
4. Discuss any bids or proposals which were deemed non-responsive. N/A
5. Past contract related to this one and solicitation method used? Immediate past Contract is NS140000008 in October 2013. This was a Sole Source purchase as this was an expansion of capability to an existing system –Extended Airline System Environment (EASE™)
6. Discuss any sustainability, environmental, political or other issues? None.
7. If a city-wide RCA, are all dept estimates described. N/A

Pre-positioning:

State where you are in the pre-positioning negotiations and highlight any major negotiations still to complete: 70%, 75%, 80% etc.... **This Contract is at 90% as it is ready for execution but requires Council approval.**



City of Austin FSD Purchasing Office

Certificate of Exemption

DATE: 12/07/2015

DEPT: Aviation

TO: Purchasing Officer or Designee

FROM: Phillip Bays

BUYER:

PHONE: (512) 530-2638

Chapter 252 of the Local Government Code requires that municipalities comply with the procedures established for competitive sealed bids or proposals before entering into a contract requiring an expenditure of \$50,000 or more, unless the expenditure falls within an exemption listed in Section 252.022.

Senate Bill 7 amended Chapter 252 of the Local Government Code to exempt from the requirements of such Chapter expenditures made by a municipally owned electric utility for any purchases made by the municipally owned electric utility in accordance with procurement procedures adopted by a resolution of its governing body that sets out the public purpose to be achieved by those procedures. The Austin City Council has adopted Resolution No. 040610-02 to establish circumstances which could give rise to a finding of critical business need for Austin Energy.

This Certification of Exemption is executed and filed with the Purchasing Office as follows:

1. The undersigned is authorized to submit this certification.
2. The undersigned certifies that the following exemption is applicable to this purchase. (Please check which exemption you are certifying)

- ☐ a procurement made because of a public calamity that requires the immediate appropriation of money to relieve the necessity of the municipality's residents or to preserve the property of the municipality
- ☐ a procurement necessary to preserve or protect the public health or safety of municipality's residents
- ☐ a procurement necessary because of unforeseen damage to public machinery, equipment, or other property
- ☐ a procurement for personal, professional, or planning services
- ☐ a procurement for work that is performed and paid for by the day as the work progresses
- ☐ a purchase of land or right-of-way
- ☒ a procurement of items available from only one source, including: items that are available from only one source because of patents, copyrights, secret processes, or natural monopolies; films, manuscripts, or books; gas, water, and other utility services; captive replacement parts or components for

- equipment; books, papers, and other library materials for a public library that are available only from the persons holding exclusive distribution rights to the materials; and management services provided by a nonprofit organization to a municipal museum, park, zoo, or other facility to which the organization has provided significant financial or other benefits
- ☐ a purchase of rare books, papers, and other library materials for a public library
- ☐ paving, drainage, street widening and other public improvements, or related matters, if at least one-third of the cost is to be paid by or through special assessments levied on property that will benefit from the improvements
- ☐ a public improvement project, already in progress, authorized by voters of the municipality, for which there is a deficiency of funds for completing the project in accordance with the plans and purposes as authorized by the voters

- ☐ a payment under a contract by which a developer participates in the construction of a public improvement as provided by Subchapter C, Chapter 212
- ☐ personal property sold: at an auction by a state licensed auctioneer; at a going out of business sale held in compliance with Subchapter F, Chapter 17, Business & Commerce Code; by a political subdivision of this state, a state agency of this state, or an entity of the federal government; or under an interlocal contract for cooperative purchasing administered by a regional planning commission established under Chapter 391
- ☐ services performed by blind or severely disabled persons
- ☐ goods purchased by a municipality for subsequent retail sale by the municipality
- ☐ electricity
- ☐ advertising, other than legal notices
- ☐ Critical Business Need (Austin Energy Only)

3. The following facts as detailed below support an exemption according to Section 252.022 of the Local Government Code for this purchase. Please verify the steps taken to confirm these facts. If you are citing the following exemptions, please provide the additional information requested below. A more detailed explanation of these exemptions is attached.

- **Preserve and Protect the Public Health and Safety** – Describe how this purchase will preserve and protect the public safety of residents.
- **Sole Source** – Describe what patents, copyrights, secret processes, or natural monopolies exist. Attach a letter from vendor supporting the sole source. The letter must be on company letterhead and be signed by an authorized person in company management.
- **Personal Services** – Describe those services to be performed personally by the individual contracted to perform them.
- **Professional Services** – Describe what mainly mental or intellectual rather than physical or manual and/or disciplines requiring special knowledge or attainment and a high order of learning, skill, and intelligence are required to perform this service.
- **Planning Services** – Describe the services primarily intended to guide governmental policy to ensure the orderly and coordinated development of the state or of municipal, county, metropolitan, or regional land areas.
- **Critical Business Need** – Describe the procurement necessary to protect the competitive interests or position of Austin Energy.

The Austin-Bergstrom Airport implemented a software platform from Air-Transport IT Services, Inc. (Air-IT) in 2013. This software platform is critical to airport operations and is for the Airport's city-owned shared use gates and ticket counters. This platform allows any airline to use any position anytime for passenger processing. Air-IT licenses its proprietary software products to all airport clients in North America under the same terms and conditions. Air-IT retains proprietary and intellectual property rights to the licensed software and as such, Air-IT is the sole authorized provider of software warranty maintenance and support.

4. Please attach any documentation that supports this exemption.
5. Please provide any evaluation conducted to support the recommendation. Include the efforts taken to ensure the selected vendor is responsible and will provide the best value to the City (Ex: evaluation of other firms, knowledge of market, etc).

The Austin-Bergstrom International Airport (ABIA) Shared Use Passenger Processing System (SUPPs) was furnished and installed after a competitive selection process among the four vendors in the U.S. that provide this very-specialized aviation system.

6. Because the above facts and documentation support the requested exemption, the City of Austin intends to contract with Air-Transport IT Services, Inc. (Air-IT) which will cost approximately \$ 1,984,989.00 (Provide estimate and/or breakdown of cost).

See pricing breakdown sheet attached.

Recommended
Certification

Originator

Date

Approved
Certification

Department Director or designee

Date

Assistant City Manager / General Manager
or designee (if applicable)

Date

Purchasing Review
(if applicable)

Buyer

Date

Manager Initials

Exemption Authorized
(if applicable)

Purchasing Officer or designee

Date

02/26/2013

J. PRICING

Provide completed price information as indicated in the table below:

Section A – Software Warranty & Maintenance					
Item No.	Item Description	Estimated Annual Quantity	Unit	Unit Price	Extended Price
1	AIOS Software Maintenance (AODB, ESB, RMS, FIDS, EASE)	3	Each	\$ 85,000.78	\$ 255,002.00
2	AirIT 24/7 Help Desk	3	Each	\$ 102,802.73	\$ 311,409.00
3	IER CUSS Airline Software	3	Each	\$ 35,020.00	\$ 105,060.00
4	IER CUSS Software	3	Each	\$ 3,583.58	\$ 10,751.00
	SUBTOTAL		Items 1-4		\$ 682,222.00
5	OPTIONAL – Renewal Year 4 (includes lines 1,2,3,4)	1	Each	\$ 241,187.00	\$ 241,187.00
6	OPTIONAL – Renewal Year 5 (includes lines 1,2,3,4)	1	Each	\$ 248,422.00	\$ 248,422.00
Sum of Items 1, 2, 3, & 4					\$ 682,222.00
Sum of Item No. 5, & 6					\$ 489,609.00
Sum of Item No. 1, 2, 3, 4, 5, & 6 = Section A Total					\$ 1,171,832.00
Section B – Professional Services					
Item No.	Item Description		Unit Per/HR	Unit Price	Extended Price
1	Program Manager (does not include annual escalation)	1		\$ 175.00	\$
2	Project Manager (does not include annual escalation)	1		\$ 175.00	\$
3	System Engineering (does not include annual escalation)	1		\$125.00	\$
4	Not to exceed \$75,000 per annum	Annual		\$75,000.00	\$ 375,000.00
	SUBTOTAL		Items 1-4		\$ 375,000.00
5	Air-IT Site Manager (3 years)			\$ 85,029.66	\$ 255,089.00
	SUBTOTAL		Items 5		\$ 255,089.00
6	OPTIONAL – Air-IT Site Manager Year 4				\$ 90,181.00
7	OPTIONAL – Air-IT Site Manager Year 5				\$ 92,887.00
Sum of Item No. 1, 2, 3, 4, 5, & 6 = Section A Total					\$1,171,831.00
Sum of Item No., 4, 5, 6, & 7 = Section B Total					\$ 813,157.00
Sum of Section A & B = Total Contract Amount					\$1,984,989.00



Air-Transport IT Services, Inc.
5950 Hazeltine National Drive, Suite 210
Orlando, FL 32822
Phone 407-370-4654
Fax 407-370-4657

Friday, December 04, 2015

Diana Heath
Manager, I.T. Project
Austin-Bergstrom International Airport
City of Austin, Dept. of Aviation
Information Systems
Austin, Texas

Diana:

This letter was prepared at your request in connection with the renewal of the Air-IT Software Warranty and Maintenance, Support and Professional Services Agreement between Air-IT and Austin-Bergstrom International Airport. The Software Warranty and Maintenance, Support and Professional Services Agreement covers the Austin-Bergstrom International Airport SUPPS platform starting January 1, 2016 through December 31, 2018.

Licensing and Support

Air-IT licenses its proprietary software products to all airport clients in North America under the same terms and conditions. Air-IT retains proprietary and intellectual property rights to the licensed software and as such, Air-IT is the sole authorized provider of software warranty maintenance and support.

I appreciate the opportunity to continue to be of service to Austin-Bergstrom International Airport.

If you need further assistance, please call me at 407-370-4664

Best regards,
Air-Transport IT Services, Inc.

Chris Keller
President and COO
