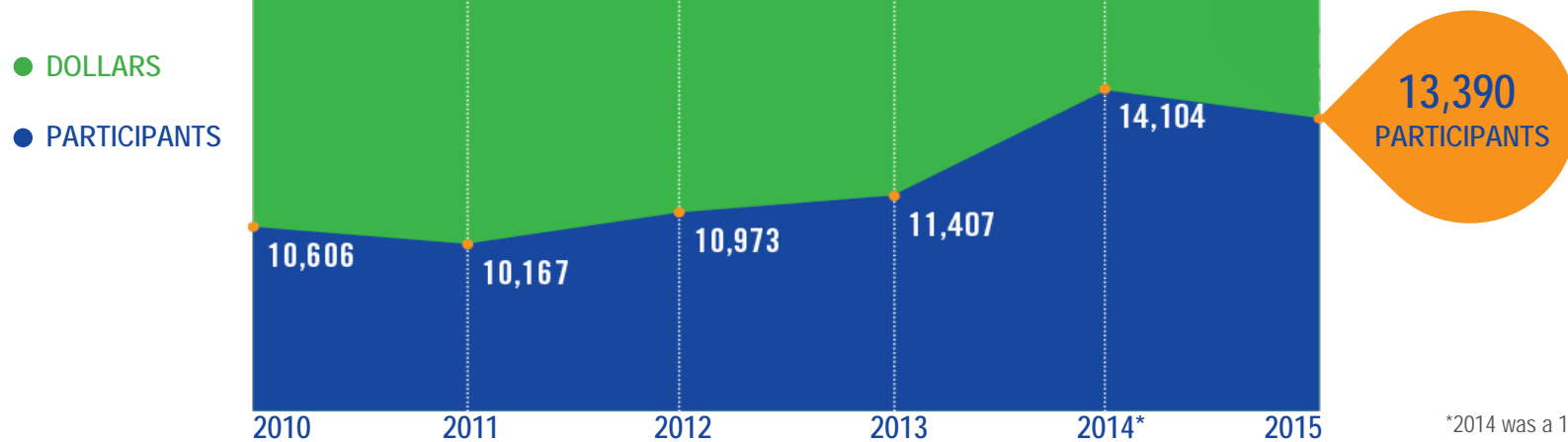


Texas Gas Service Conservation Program

2015 Year-End plus Q1 2016

Results By Year



2015 Results

January-December

13,390
PARTICIPANTS

\$2,302,341
DOLLARS

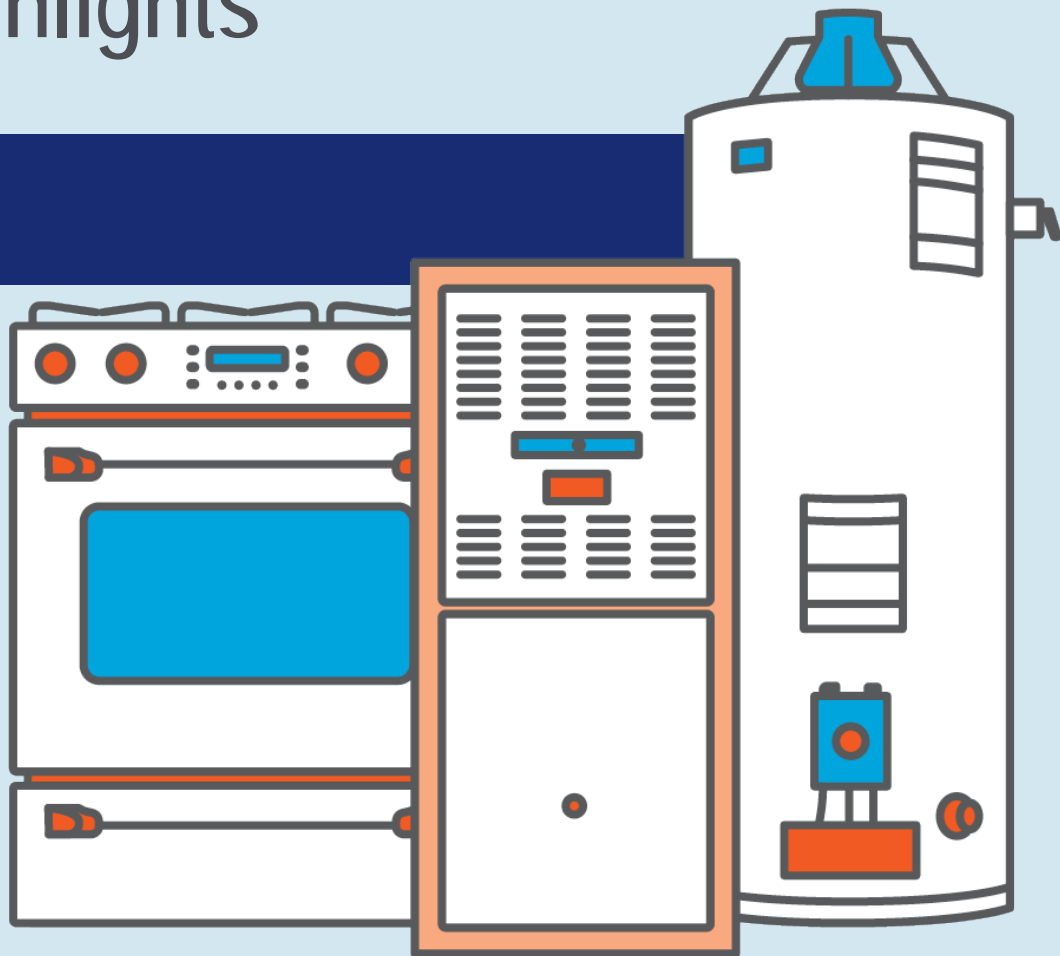
	Participants
COMMERCIAL	
Equipment and Weatherization	4,034
NGV	2
RESIDENTIAL	
Water Heating	
Retrofit	393
New Construction	889
Heating and Weatherization	
Retrofit	5,476
New Construction	241
Dryer	
Retrofit	1,264
Extra \$100 Voucher	144
New Construction	806
NGV	2
Free Equipment Program	134
Whole Home	5

2015 Program Highlights

Free Equipment and Weatherization Program

134

natural gas appliances replaced for low-income, mobility-challenged and elderly customers and more than 880 free natural gas water heaters, furnaces, and ranges installed over the last six years of the program



2015 Program Highlights

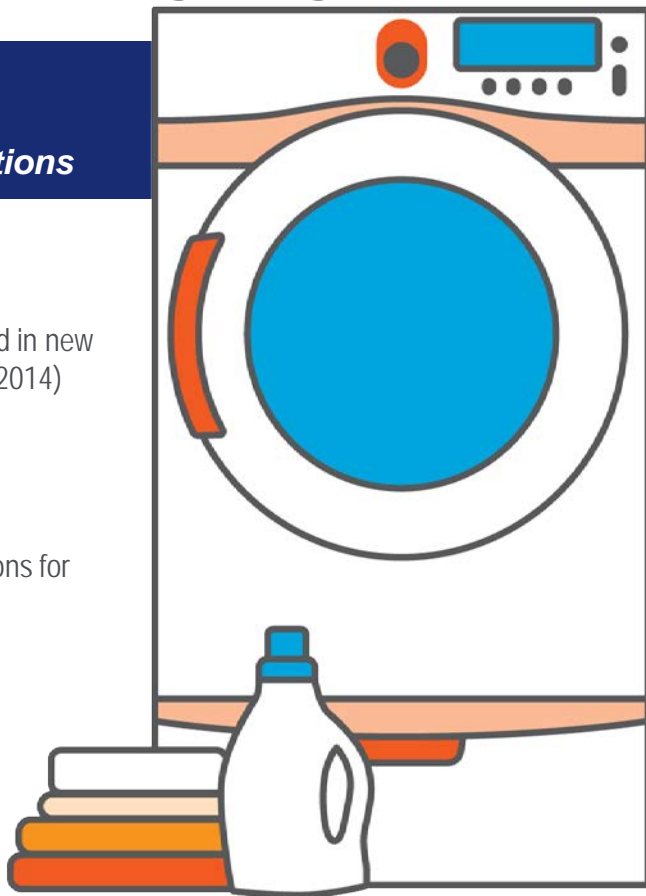
New Construction – Natural Gas Dryers and Laundry Room Connections

192

new natural gas dryers installed in new homes in FY2015 (vs.77 in FY2014)

614

new homes built with connections for natural gas dryers in FY2015



1,187

natural gas dryer rebates distributed in FY2015

196%

Increase in natural gas dryer connections in the laundry room in FY2015

Retrofit – Natural Gas Dryers and Laundry Room Connections

2015 Program Highlights

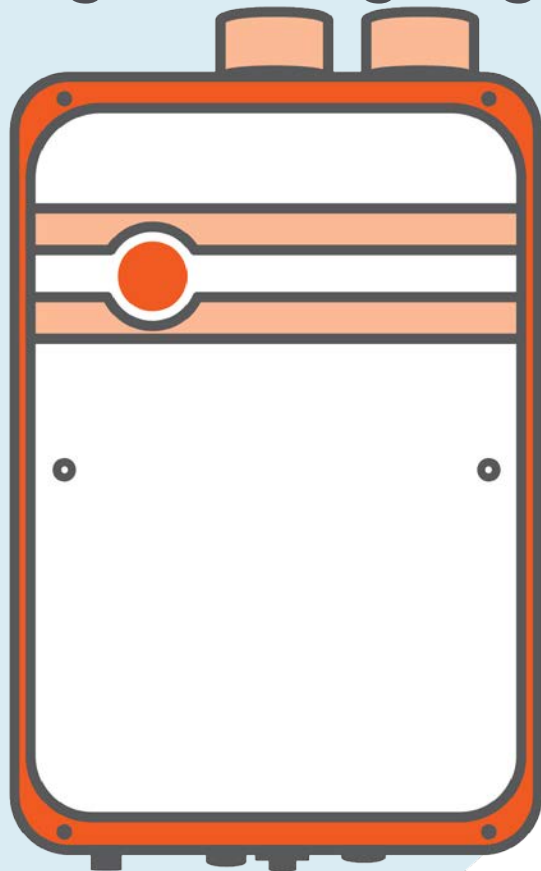
COMMERCIAL REBATES

4,034 energy- and water-saving devices were installed for qualified commercial customers in FY2015

1,564
FY2014

4,034
FY2015

2015 Program Highlights



***New Construction –
Tankless Water Heaters***

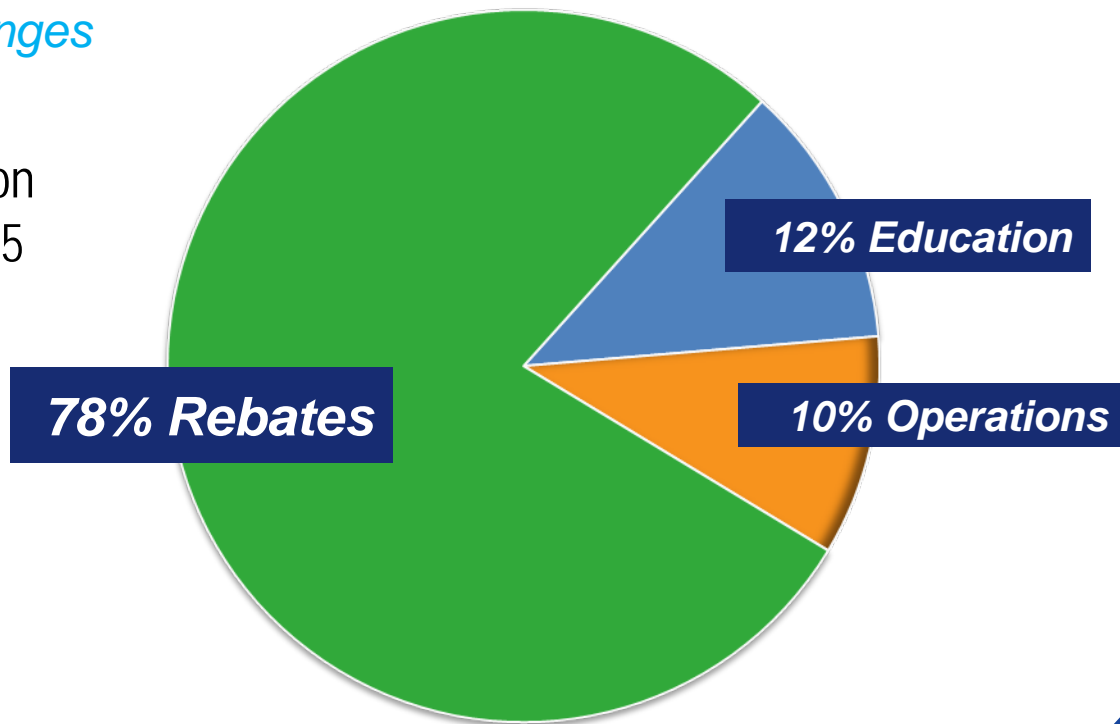
176%

increase in tankless
water heater rebates
distributed in FY2015

Fiscal Year 2016

Budget total and changes

- Total budget: \$3.8 million
- 15% increase over 2015



2016 Budget Allocation

Fiscal Year 2016

Areas of Interest

- Housing Authority of the City of Austin furnace replacement
- Increased Free Equipment referrals expected

- Multi-family new construction project(s) completed
- Increased commercial rebates (21 already paid out in 2016 YTD)

Fiscal Year 2016

Rebate Changes

- Removal of \$75 residential rebate on 80% AFUE furnaces (still spillover from 2015 into Q1 2016)
- Removal of \$40 rebate for .62-.65 EF Water Heater
- Increase in Home Performance with Energy Star duct rebates from \$1 to \$2 per linear ft.; overall cap of \$1,500
- Addition of weather-stripping measure to CLEAResult/Direct Install program for commercial businesses



Fiscal Year 2016 *Rebate Processing*

- 2016 residential rebate processing transitioned to sister utility Oklahoma Natural Gas.
- New construction, commercial, and AE weatherization program rebates continue to be processed out of Austin.
- Free Equipment Program/Education and Outreach still handled in Austin.



Q1 Results January-Feb 2016

- 12% increase in total rebates over Jan-Feb 2015
- Stronger participation in AE Weatherization rebates
- Higher participation in commercial CLEAResult Direct Install Program

