


---

---

---

---


---

---

---

---

**Purpose**



- **Briefing on Sidewalk Master Plan/ADA Transition Plan Update**
- **Opportunity for Q&A**

---

---

---

---

---

---

---

---

**Goal and Vision**

- *In an effort to complete a City-wide ADA-compliant sidewalk network, provide an objective mechanism for prioritizing new sidewalk construction **and existing sidewalk repair projects.***

**Why L.A.'s \$1.4 Billion Sidewalk Repair Case Is Such a Big Deal**

---

---

---

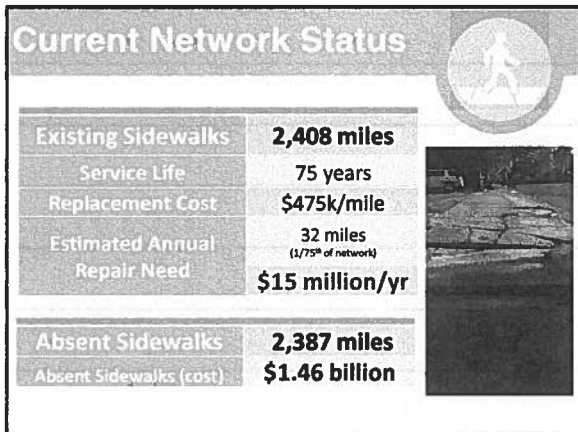
---

---

---

---

---




---

---

---

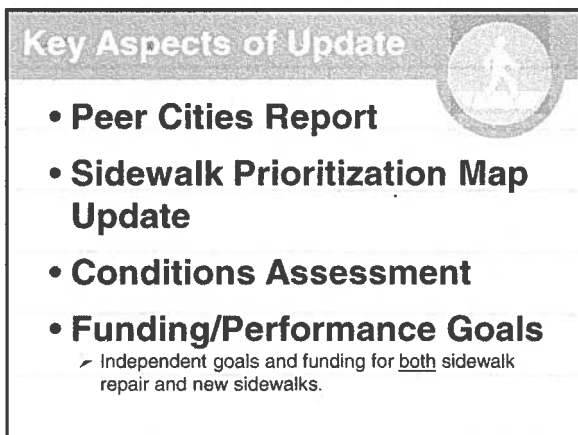
---

---

---

---

---




---

---

---

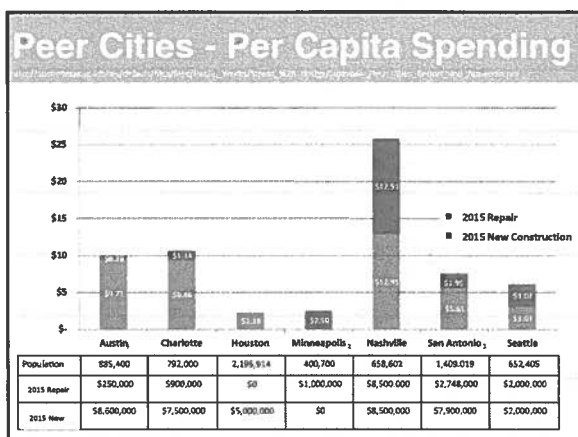
---

---

---

---

---




---

---

---

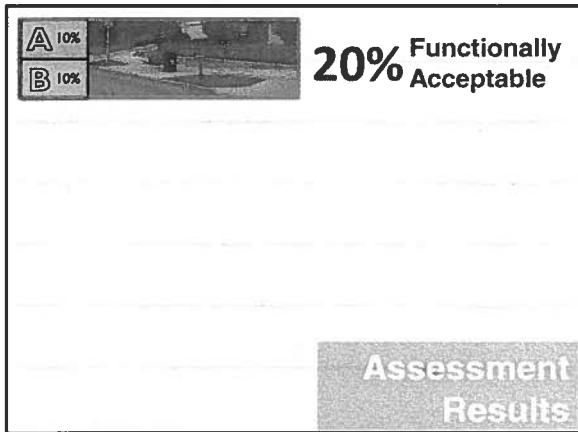
---

---

---

---

---




---

---

---


---

---

---

---

---




---

---

---

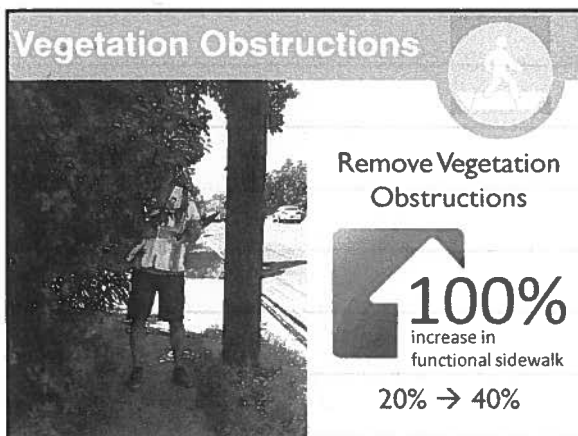
---

---

---

---

---




---

---

---

---

---

---

---

---

### Sidewalk Repair & Rehabilitation

**Potential Funding Sources**

- Transportation User Fee (TUF)
- Bonds
- Commercial/multi-family driveway assessment
- Residential driveway assessment
- Enforcement Fees



Driveway repairs account for 10% - 20% of the cost of a typical City of Austin sidewalk project.

---

---

---

---

---


---

---

### New Sidewalks Goals?

Complete priority sidewalks within ¼ mile of all identified schools, bus stops, and parks within 6 years?

Estimated Annual Budget required	6-year Goal for New Sidewalks?	
	Annually	Total
<b>\$42M</b>	67 miles	400 miles



---

---

---

---


---

---

---

### New Sidewalk Funding Options

- New Development Sidewalk Fee
- Incentive/cost matching program
- Local Improvement District (LID, PID, TIF etc)
- Driveway assessments
- Enforcement Fees
- Sidewalk Fee In Lieu
- Bonds



**Los Angeles Times**

**Drivers cited for not yielding to officer in traffic cone costume**

---

---

---

---

---

---

---