



Airport Advisory Commission

REGULAR MEETING MINUTES

June 14, 2016

The Airport Advisory Commission convened in a regular meeting on June 14, 2016, at 2716 Spirit of Texas Drive, in Room 174-A in Austin, Texas.

Board Members in Attendance:

Ernest Saulmon, Chair
Mike Rodriguez

Stephanie Trinh, Secretary
Sam Sargent

Alex Reyna
Vicky Sepulveda

Board Members Absent:

Luke Legate
John Walewski

Albert Black
Teddy McDaniel, III, Vice Chair

Greg Anderson

Staff in Attendance:

Ghizlane Badawi, Yolanda Tovar, Shane Harbinson, Stephen Dick, Janice White, Francisco Garza, Becky Nagel, Jessica BlueBird, Perla Compton

Others Present:

Chris Coons – CP&Y
Jennifer Watson – LS Travel Retail
Jason Finch – SP Plus Corp
Roger Stricklin – City of Austin, Purchasing Office
Jeff Toner – Jacobs
Trey Schmitdt – Jacobs
Stephanie Tucker – Leigh Fisher
Byron Chavez – RS&H
Cindy Martin – DNC
James Wilson – DN
Grayson Cox - KSA

Welcome & Call the Meeting to Order:

Ernest Saulmon called the meeting to order at 5:07 p.m.

1. CITIZENS COMMUNICATIONS:

None.

2. APPROVAL OF MINUTES – March 10, 2016

Motion to approve the minutes. Motion made by Mike Rodriguez and seconded by Sam Sargent. Motion passed 6-0-5 (Commission Members Luke Legate, Albert Black, Greg Anderson, John Walewski, and Teddy McDaniel III were absent at this vote).

3. STAFF BRIEFING, REPORTS AND PRESENTATIONS

- a) Finance & Operations Reports for Fiscal Year 2016 to date.
- b) Planning & Engineering Capital Improvement Project Monthly Status Reports.
- c) Airport Properties update on Airport Concessions Renovation Projects.
- d) Ground Transportation Staging Area (GTSA) Transactions Report for May 2016.
- e) Transportation Network Companies (TNCs) Airport Transactions to date.
- f) Overview on Airport Overlay Zones.

4. ACTION ITEMS

- a) Conduct Officer Elections.
 - i. Chair
 - ii. Vice Chair
 - iii. Secretary

Motion to postpone was made by Ernest Saulmon and seconded by Stephanie Trinh. Motion passed 6-0-5 (Commission Members Luke Legate, Albert Black, Greg Anderson, John Walewski, and Teddy McDaniel III were absent at this vote).

- b) Discuss Annual Internal Review Report.

Item was postponed with no vote. Commission Members will readdress this item at the July 12, 2016 meeting. (Commission Members Luke Legate, Albert Black, Greg Anderson, John Walewski, and Teddy McDaniel III were absent at this vote).

- c) Vote on a recommendation to City Council regarding the 5-Year Forecast.

Motion to approve was made by Sam Sargent and seconded by Alex Reyna. Motion passed 6-0-5 (Commission Members Luke Legate, Albert Black, Greg Anderson, John Walewski, and Teddy McDaniel III were absent at this vote).

5. NEW BUSINESS

None.

6. OLD BUSINESS (updates)

- a) Status of action items upon which the Commission has made a recommendation to Council. *(Please note the progress of the following items)*

Authorize negotiation and execution of an amendment to a reimbursement agreement with Austin-Bergstrom Landhost Enterprises, Inc. for LEGAL AND FINANCE professional services related to the Austin-Bergstrom International Airport hotel in the amount of \$150,000 for a total contract amount not to exceed \$505,000. **[Item went before City Council on May 19, 2016 and passed.]**

Authorize negotiation and execution of a Construction Manager at Risk Agreement with AUSTIN COMMERCIAL, LP, for preconstruction phase services in an amount of \$998,406.00 with a contingency of \$201,594.00 for a total amount not to exceed of \$1,200,000.00. **[Item went before City Council on May 19, 2016 and passed.]**

Authorize negotiation and execution of a professional services agreement with TERRACON CONSULTANTS INC. (staff recommendation) or one of the other qualified responders to Request for Qualifications Solicitation No. CLMP192 to provide engineering services for Construction Materials Testing for ABIA Terminal and Apron Expansion in amount not to exceed \$1,000,000. **[Item went before City Council on June 9, 2016 and passed.]**

Authorize negotiation and execution of a 60-month contract with SP PLUS CORPORATION, or one of the other qualified offers to Request For Proposal PAX0127, to provide parking operations management services in an amount not to exceed \$2,133,545 with three 12-month extension options in an amount not to exceed \$459,239 for the first extension option, \$470,720 for the second extension option, and \$482,488 for the third extension option, for a total contract amount not to exceed 3,545,992. **[Item went before City Council on May 19, 2016 and was postponed to June 16, 2016 per changes and corrections.]**

Approve a resolution joining the City to the Joint Airport Zoning Board for the Austin Executive Airport and appointing the Assistant Director for the Department of Aviation and the Manager of the Planning and Zoning Department as the City representatives to the Joint Airport Zoning Board and the Assistant Director for the Department of Aviation on the Joint Airport Zoning Board of Adjustment. **[Item went before City Council on June 9, 2016 and passed.]**

7. FUTURE AGENDA ITEMS

ADJOURNMENT.

Stephanie Trinh left at 5:46 p.m.

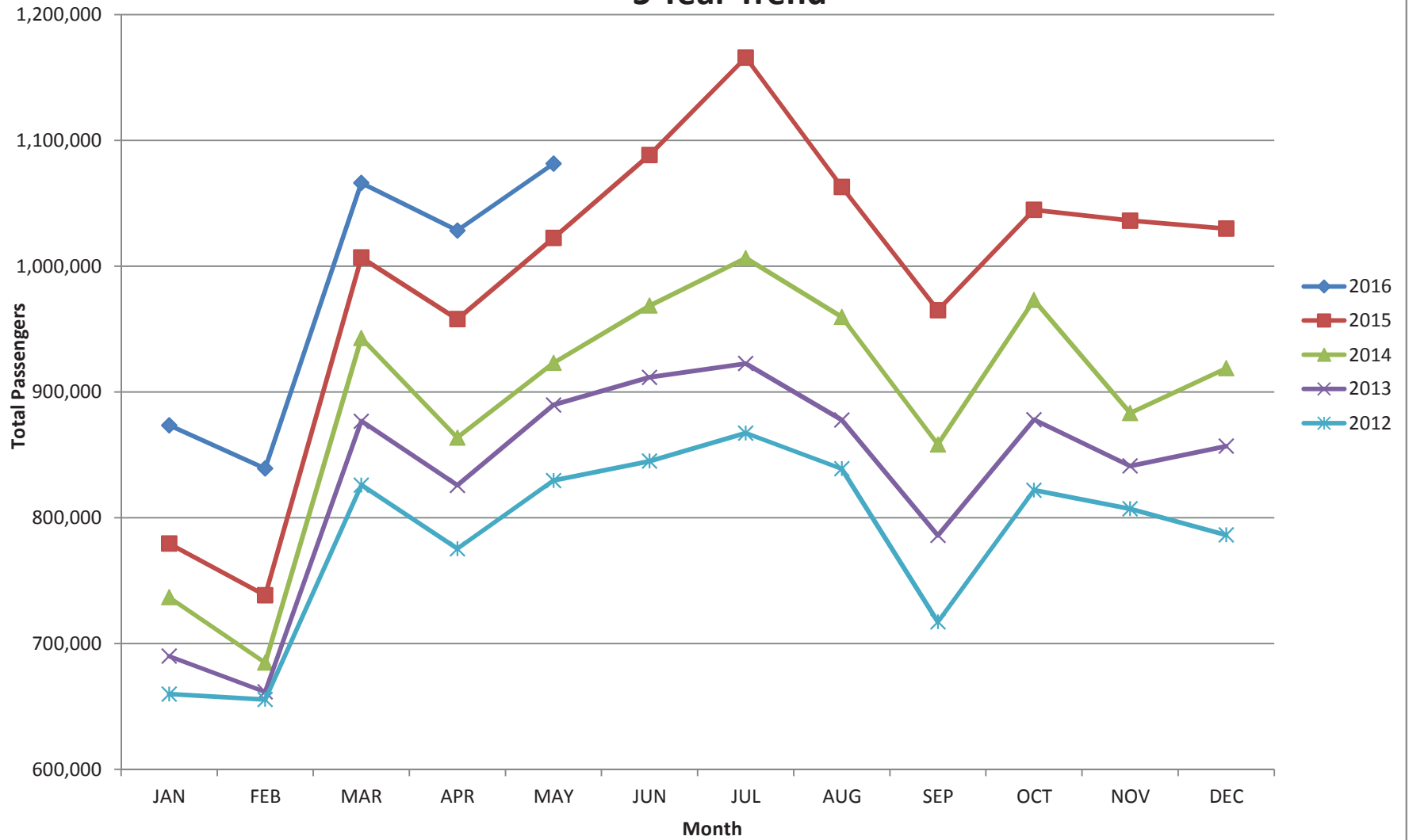
Date of next meeting: July 12, 2016.

CITY OF AUSTIN
AUSTIN-BERGSTROM INTERNATIONAL AIRPORT
Airport Operating Fund 5070
Income Statement - For Internal Use Only
Fiscal Year to Date for 8 Month(s) ended May 31, 2016

	Amended Budget	Budget Annualized 8 month(s)	Year to Date w/ Encumb	Y-T-D Variance Fav (Unfav)	Y-T-D % Variance Fav (Unfav)
REVENUE					
AIRLINE REVENUE					
Landing Fees	24,670,000.00	16,446,666.67	15,670,145.34	(776,521.33)	(4.7%)
Terminal Rental & Other Fees	33,146,000.00	22,097,333.33	21,618,786.17	(478,547.16)	(2.2%)
TOTAL AIRLINE REVENUE	57,816,000.00	38,544,000.00	37,288,931.51	(1,255,068.49)	(3.3%)
NON-AIRLINE REVENUE					
Parking	36,371,418.00	24,247,612.00	24,543,654.46	296,042.46	1.2%
Other Concessions	25,576,985.00	17,051,323.33	17,314,276.04	262,952.71	1.5%
Other Rentals and Fees	9,967,895.00	6,645,263.34	6,788,919.13	143,655.79	2.2%
TOTAL NON-AIRLINE REVENUE	71,916,298.00	47,944,198.67	48,646,849.63	702,650.96	1.5%
Interest Income	106,387.00	70,924.67	162,559.76	91,635.09	129.2%
TOTAL REVENUE	129,838,685.00	86,559,123.34	86,098,340.90	(460,782.44)	(0.5%)
OPERATING REQUIREMENTS					
Fac Mgmt, Ops and Airport Security	49,351,750.00	32,901,166.67	28,983,361.08	3,917,805.59	11.9%
Airport Planning and Development	3,113,986.00	2,075,990.67	1,491,948.16	584,042.51	28.1%
Support Services	17,604,545.00	11,736,363.33	9,506,237.65	2,230,125.68	19.0%
Business Services	12,893,847.00	8,595,898.00	7,975,416.59	620,481.41	7.2%
TOTAL OPERATING EXPENSES	82,964,128.00	55,309,418.67	47,956,963.48	7,352,455.19	13.3%
Debt Service					
GO Debt Service Fund	26,305.00	17,536.67	17,536.66	0.01	0.0%
2013A Revenue Refunding Bonds	14,950,651.00	9,311,936.07	9,311,966.19	(30.12)	(0.0%)
2013 Prosperity Bank Loan	3,814,225.00	2,467,391.65	2,467,224.97	166.68	0.0%
2014 Bond Issuance	133,022.00	32,063.54	32,063.29	0.25	0.0%
2016 Bond Issuance	3,850,949.00	1,639,951.48	0.00	1,639,951.48	100.0%
2005 Variable rate Notes (Swap)	12,244,805.00	8,755,122.88	8,474,965.00	280,157.88	3.2%
2005 Variable rate Notes Fees	1,380,184.00	920,122.67	928,860.19	(8,737.52)	(0.9%)
PFC Debt Service Funding	(12,843,479.00)	(8,505,035.74)	(8,393,861.96)	(111,173.78)	(1.3%)
TOTAL Net Debt Service	23,556,662.00	14,639,089.22	12,838,754.34	1,800,334.88	12.3%
OTHER REQUIREMENTS					
Workers' Compensation	424,869.00	283,246.00	283,269.00	(23.00)	(0.0%)
Citywide Administrative Support	3,786,716.00	2,524,477.34	2,524,476.00	1.34	0.0%
Communications & Technology Mgmt	1,248,165.00	832,110.00	832,105.00	5.00	0.0%
Accrued Payroll	242,814.00	161,876.00	161,876.00	0.00	0.0%
Wage Adjustment Markets	29,186.00	19,457.33	0.00	19,457.33	100.0%
Liability Reserve	17,000.00	11,333.33	11,333.33	0.00	0.0%
Operating Reserve	1,922,900.00	1,281,933.33	1,281,933.33	0.00	0.0%
CTECC	138,767.00	92,511.33	92,507.00	4.33	0.0%
Trunked Radio Allocation	114,693.00	76,462.00	76,453.00	9.00	0.0%
TOTAL OTHER REQUIREMENTS	7,925,110.00	5,283,406.66	5,263,952.66	19,454.00	0.4%
TOTAL REQUIREMENTS	114,445,900.00	75,231,914.55	66,059,670.48	9,172,244.07	12.2%
EXCESS (DEFICIT) OF TOTAL AVAILABLE FUNDS OVER TOTAL REQUIREMENTS					
	15,392,785.00	11,327,208.79	20,038,670.42	8,711,461.63	76.9%
ENPLANEMENTS					
	Passengers	% Inc/(Dec)			
May, 2016 (Month over Month)	549,184	6.29%			
May, 2016 - Year-to-Date	4,012,747	9.87%			

AUSTIN PASSENGER TRAFFIC

5 Year Trend



Austin-Bergstrom International Airport

Aviation Activity Report

Calendar Year 2016 vs 2015

	05/2016	05/2015	Percent Change	01/2016 - 05/2016	01/2015 - 05/2015	Percent Change
Passenger Activity						
Domestic Enplaned Revenue	526,854	495,400	6.35	2,338,820	2,162,447	8.16
Domestic Deplaned Revenue	509,829	484,371	5.26	2,337,720	2,157,394	8.36
International Enplaned Revenue	10,195	9,938	2.59	43,374	41,101	5.53
International Deplaned Revenue	10,094	9,914	1.82	45,277	41,237	9.80
Domestic Enplaned Non-Revenue	10,169	10,430	-2.50	52,083	51,028	2.07
Domestic Deplaned Non-Revenue	10,430	10,503	-0.70	54,120	49,368	9.63
International Enplaned Non-Revenue	42	81	-48.15	434	417	4.08
International Deplaned Non-Revenue	53	68	-22.06	431	364	18.41
Intl Enplaned Pre-Cleared Revenue	1,891	841	124.85	7,799	841	827.35
Intl Deplaned Pre-Cleared Revenue	1,836	776	136.60	8,381	776	980.03
Intl Enplaned Pre-Cleared Non-Revenue	33	17	94.12	128	17	652.94
Intl Deplaned Pre-Cleared Non-Revenue	24	14	71.43	139	14	892.86
Passenger Totals	1,081,450	1,022,353	5.78	4,888,706	4,505,004	8.52
<i>Enplaned Passenger Totals</i>	<i>549,184</i>	<i>516,707</i>	<i>6.28</i>	<i>2,442,638</i>	<i>2,255,881</i>	<i>8.27</i>
<i>Deplaned Passenger Totals</i>	<i>532,266</i>	<i>505,646</i>	<i>5.26</i>	<i>2,446,068</i>	<i>2,249,153</i>	<i>8.75</i>
<i>Domestic Passenger Totals</i>	<i>1,057,282</i>	<i>1,000,704</i>	<i>5.65</i>	<i>4,782,743</i>	<i>4,420,237</i>	<i>8.20</i>
<i>International Passenger Totals</i>	<i>24,168</i>	<i>21,649</i>	<i>11.63</i>	<i>105,963</i>	<i>84,767</i>	<i>25.00</i>

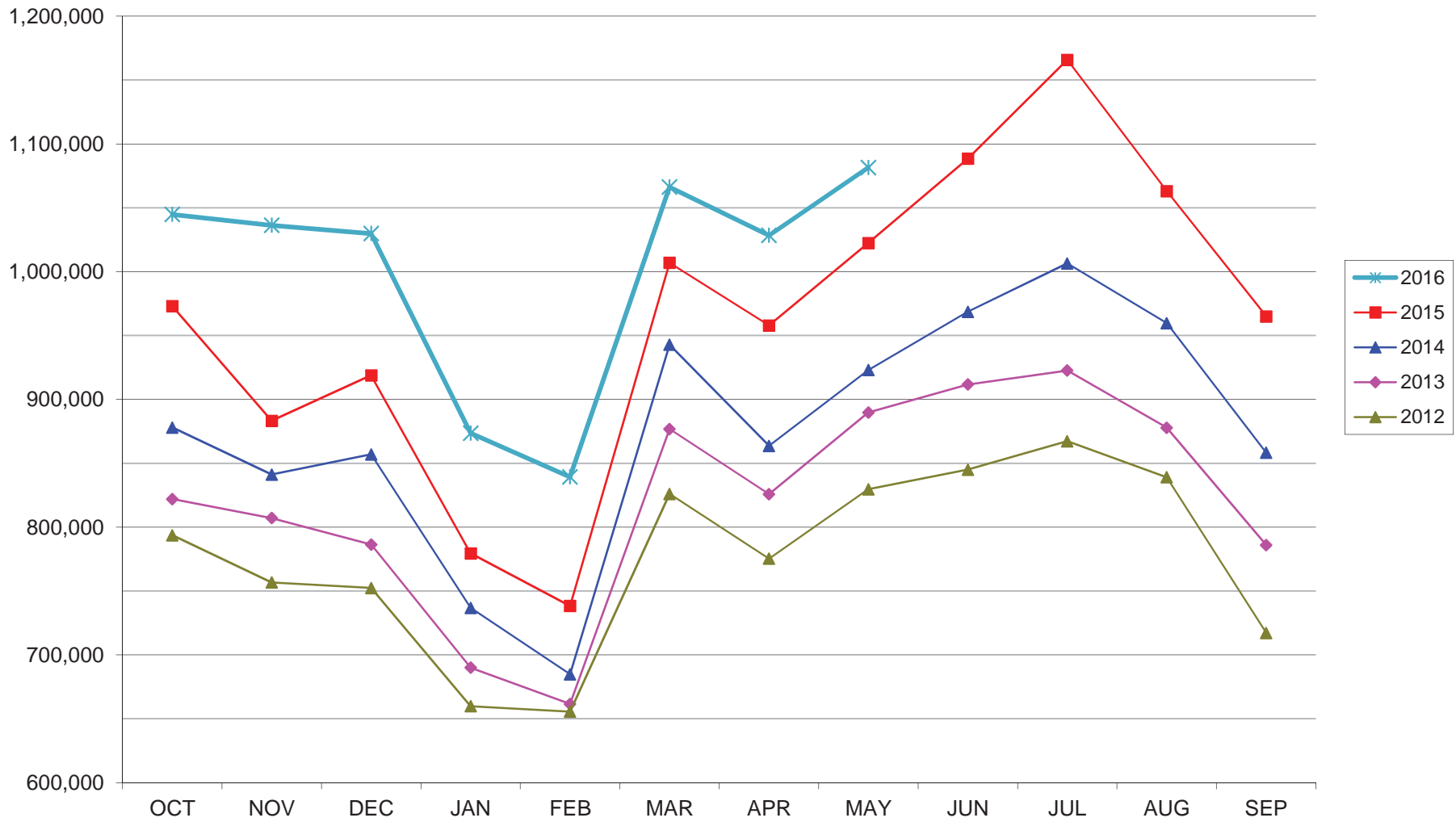
CURRENT PASSENGER RECORD = 1,165,811 RECORD SET = JULY 2015

Aircraft Operations

Air Carrier	9,880	9,893	-0.13	46,855	44,948	4.24
Commuter & Air Taxi	1,248	1,247	0.08	6,174	6,476	-4.66
Military	795	791	0.51	4,217	2,896	45.61
General Aviation						
Itinerant	4,132	3,755	10.04	20,268	20,186	0.41
Local	160	324	-50.62	1,100	1,237	-11.08
Total G.A.	4,292	4,079	5.22	21,368	21,423	-0.26
Total Operations	16,215	16,010	1.28	78,614	75,743	3.79

****Note: One of our Cargo companies is currently experiencing an issue with their system and they are unable to provide us with their cargo data. Once the cargo company sends AUS their cargo statistics, we will make the changes in our system and distribute the cargo statistics.**

AUSTIN PASSENGER TRAFFIC 5 Year Trend



Austin-Bergstrom International Airport

Aviation Activity Report

Fiscal Year 2016 vs 2015

	05/2016	05/2015	Percent Change	10/2015 - 05/2016	10/2014 - 05/2015	Percent Change
<u>Passenger Activity</u>						
Domestic Enplaned Revenue	526,854	495,400	6.35	3,849,859	3,503,621	9.88
Domestic Deplaned Revenue	509,829	484,371	5.26	3,819,720	3,483,138	9.66
International Enplaned Revenue	10,195	9,938	2.59	68,121	64,845	5.05
International Deplaned Revenue	10,094	9,914	1.82	68,609	64,311	6.68
Domestic Enplaned Non-Revenue	10,169	10,430	-2.50	81,993	82,223	-0.28
Domestic Deplaned Non-Revenue	10,430	10,503	-0.70	83,836	78,838	6.34
International Enplaned Non-Revenue	42	81	-48.15	670	703	-4.69
International Deplaned Non-Revenue	53	68	-22.06	651	656	-0.76
Intl Deplaned Pre-Cleared Non-Revenue	24	14	71.43	508	14	3,528.57
Intl Deplaned Pre-Cleared Revenue	1,836	776	136.60	13,408	776	1,627.84
Intl Enplaned Pre-Cleared Non-Revenue	33	17	94.12	513	17	2,917.65
Intl Enplaned Pre-Cleared Revenue	1,891	841	124.85	11,591	841	1,278.24
South Terminal-Intl Enplaned Revenue	0	0	0.00	0	0	0.00
South Terminal-Intl Deplaned Revenue	0	0	0.00	0	0	0.00
South Terminal-Intl Enplaned Non-Revenue	0	0	0.00	0	0	0.00
South Terminal-Intl Deplaned Non-Revenue	0	0	0.00	0	0	0.00
Passenger Totals	1,081,450	1,022,353	5.78	7,999,479	7,279,983	9.88
<i>Enplaned Passenger Totals</i>	<i>549,184</i>	<i>516,707</i>	<i>6.28</i>	<i>4,012,747</i>	<i>3,652,250</i>	<i>9.87</i>
<i>Deplaned Passenger Totals</i>	<i>532,266</i>	<i>505,646</i>	<i>5.26</i>	<i>3,986,732</i>	<i>3,627,733</i>	<i>9.90</i>
<i>Domestic Passenger Totals</i>	<i>1,057,282</i>	<i>1,000,704</i>	<i>5.65</i>	<i>7,835,408</i>	<i>7,147,820</i>	<i>9.62</i>
<i>International Passenger Totals</i>	<i>24,168</i>	<i>21,649</i>	<i>11.63</i>	<i>164,071</i>	<i>132,163</i>	<i>24.14</i>

CURRENT PASSENGER RECORD = 1,165,811

RECORD SET = JULY 2015

Aircraft Operations

Air Carrier	9,880	9,893	-0.13	76,055	72,159	5.40
Commuter & Air Taxi	1,248	1,247	0.08	10,213	10,987	-7.04
Military	795	791	0.51	6,553	4,253	54.08
General Aviation						
Itinerant	4,132	3,755	10.04	32,438	33,930	-4.40
Local	160	324	-50.62	2,042	1,989	2.66
Total G.A.	4,292	4,079	5.22	34,480	35,919	-4.01
Total Operations	16,215	16,010	1.28	127,301	123,318	3.23

****Note:** One of our Cargo companies is currently experiencing an issue with their system and they are unable to provide us with their cargo data. Once the cargo company sends AUS their cargo statistics, we will make the changes in our system and distribute the cargo statistics.

PE Monthly Report - Austin Airport Advisory Commission

Project		Subproject		Subproject Manager	Current Subproject Status Info	FDU	Expenses YTD	Spend Plan Amount - Budget - FDU Level - Current Year
5415	ABIA Terminal Improvements	ABIA Terminal Fire Protection Improvements-Phase 2	5415.056	Avila, Ben	Project CLOSE-OUT in progress - Final Accounting is being corrected since 3217 project used funds from this project in error3176. Other close-out docs also being addressed	4910 8107 3176	\$14,187	\$275,946
						4911 8107 A176	\$139,412	\$877,390
		Terminal Improvements 2012	5415.059	Jones, Burton	No changes.	4910 8107 3190	\$10,825	\$0
						4910 8107 6053		\$0
						4911 8107 A190		\$0
		Terminal East Infill Project	5415.065	Jones, Burton	Contractor is completing final completion documents.	4910 8107 3215	(\$ 1,654,956)	(\$1,654,956)
						4910 8107 G215	\$3,181,649	\$3,181,649
						4911 8107 A215	\$1,659,236	\$2,514,280
						4912 8107 B060	\$17,235	\$17,922
		Records Management Implementation	5415.066	Routon, Aimee	Puchasing/CTM reviews are delaying project. Aviation continues to work with the Departments to get contract started.	4912 8107 B215	\$4,645,652	\$4,773,994
						4910 8107 3216	\$0	\$300,000
						4910 8107 3253	\$2,950	\$65,053
						4910 8107 3265	\$99,780	\$87,860
4910 8107 3266	\$0					\$27,390		
4910 8107 3285	\$84,613					\$214,640		
4910 8107 3283	\$779,142					\$1,307,757		
South Terminal FY2015	5415.106	Mercado, Robert	Appropriation pending cost estimates from project managers.	4910 8107 3310	\$313,585	\$465,061		
Upper Level Curbside Expansion Joints	5415.107	Kumarage, Rohini	Warrenty Period	4910 8107 3312	\$97,853	\$151,698		
5702	ABIA Stormwater / Environmental	Environmental Management System	5702.008	Carpenter, Kane	Open projects: helicopter noise modeling / support services to support amendments to City of Austin helicopter ordinance; updating ABIA hydrologic and hydraulic models to reflect current conditions; NEPA services: to support the terminal ramp expansion-FAA approval received in late September 2015, fuel consortium GSE fuel tanks - 3rd party project cancelled, and de-icing storage facility -FAA approval received in mid-2015; and implement an ABIA environmental records management system-project is wrapping up.	4910 8107 3151	\$4,040	\$252,188
						4910 8107 3248	\$52,048	\$500,000
		Stormwater Drainage Improvements	5702.011	Vonstein, Alison	Stormwater Maintenance Projects advertised for bids beginning 6/13/2016. Eight prime contractors attended the 6/22/2016 mandatory pre-bid meeting and site visit. Bid opening is scheduled for 7/7/2016. ABIA Channel Improvements will be submitted to QMD after the first set of permitting review comments are received. Additional services for design coverage and for permitting is being processed for a supplemental amendment #3. At the request of the Dept. of Aviation, a proposal was also submitted for drainage improvements study/assessment at the control tower, which has flooded twice in one year. This is being held until the FAA funding is worked out. Outfalls 10 and 11 will be bid later as a additional project and included in this subproject if budget/funding allows. The Aviation Department added Outfalls 10 and 11 as emergencies from the floods. When debris was cleared out from the floods, it was noticed that these outfalls need to be rebuilt or redefined. Schedule will be adjusted when it is determined if Outfall 10 and 11 will be included. ECAPRIS does not seem to allow input of multiple bid periods, so will try to incorporate 2 or 3 bid periods in one timeframe in the schedule..	4911 8107 A248	\$278,398	\$1,250,000
						4912 8107 C502	\$0	\$0
Reclaimed Water Booster Pump	5702.013	Carpenter, Kane	Project will be delivered under 3rd pary lease agreement. I would like to keep project open until project is completed which is tentatively set for mid-2016.	4910 8107 3290		\$75,000		
6000	ABIA Airside Improvements	Electronic Airport Layout Plan And Utility Mapping	6000.103	Kumarage, Rohini	Began survey work.	4910 8107 3242	\$14,328	\$120,931
6001	ABIA Landside Facility Improvements	Information Technology Master Plan	6001.072	Mercado, Robert	Final verification of Phase One & Two SUPPs installation underway as part of the ITMP scope of work.	4910 8107 3188		\$0
		ABIA Bldg 6005 Improvements-Phase II (P&E)	6001.084	Pirtle, Robert	The Contractor has submitted the remaining close-out documents and other materials for final review and acceptance. Final payment to the Contractor is expected to be approved within the next two weeks.	4910 8107 3217	\$114,280	\$0
						4911 8107 A217	\$139,014	\$0
		Landside Roadway and Pedestrian Improvements Phase 1	6001.092	Vonstein, Alison	Bids opened 1/21/16. Muniz Concrete & Contracting, Inc. is low bidder out of six received. M/WBE goals were met. Council approved award and execution of construction contract 3/31/16. Construction contract was executed 4/22/16. Pre-Construction conference held 6/6/2016. NTP start date will be 7/18/2016.	4910 8107 3249	\$24,676	\$42,227
						4911 8107 A249	\$8,957	\$529,562
Elevator Refurbishment	6001.093	Kumarage, Rohini	Decided to re-bid project. Submitted re-bid package to QMD for review on 06/27/16	4911 8107 A401	\$8,930	\$0		
				4911 8107 A245	\$38,062	\$1,250,000		

PE Monthly Report - Austin Airport Advisory Commission

Project		Subproject		Subproject Manager	Current Subproject Status Info	FDU	Expenses YTD	Spend Plan Amount - Budget - FDU Level - Current Year
6001	ABIA Landside Facility Improvements	Upper Level Embankment Inspections and Repairs	6001.095	Vonstein, Alison	Project was advertised for bids 4/25/16. Pre-Bid meeting held 5/11/16. Bid opening occurred 6/9/16. Three bids received, with the apparent low bid from Muniz Concrete & Contracting, Inc. close to the engineer's estimate. One of the three bidders was deemed non-responsive and is protesting that. Site plan exemption approved. Building permit has been applied for. Street & Bridge and QMD will be involved during construction. CSD will provide inspection services.	4910 8107 3247	\$14,786	\$0
						4911 8107 A247	\$364,518	\$5,400,000
		Central Plant - Media Fill Replacement Project	6001.098	Mercado, Robert	Project work will be completed by Hensel Phelps, contractor for the Terminal East Infill project, since they are working in the Central Plant already as a part of that project. Funding will remain with this FDU.	4911 8107 A400	\$338,409	\$0
		Campus HVAC Improvements	6001.102	Avery, Richard	Avery needs to add line item for runway lighting vault HVAC to spending Plan and Budget	4911 8107 A407	\$18,464	\$103,810
						4911 8107 A504	\$8,189	\$62,891
						4912 8107 C504	\$25,589	\$250,830
		Drainage Easement	6001.103	Carpenter, Kane	Per Robert Henst 6/22/15 email: Waiting on final invoice to be paid.	4910 8107 3292		\$0
		Landside Roadway and Pedestrian Improvements Phase 2	6001.107	Smythe-Macaulay, David	Bus Shelter: 90% construction documents are going through quality review. Sidewalks: 90% construction documents are going through permit and site plan review.	4911 8107 A503	\$77,242	\$41,500
						4912 8107 C500	\$49,312	\$23,000
						4912 8107 C501	\$76,734	\$43,500
Campus Signage Improvements	6001.112	Henson, Torrey	NTP received from COO, scope of project has changed will not be installing stand along Hilton sign. In addition, we are awaiting a Public Works PM to be assigned to project. Kick off meeting will soon follow.	4912 8107 C503	\$15,167	\$125,000		
Parking Garage & Admin Building - West Lot A - Design & Construction	6001.114	Jones, Burton	Design is progressing. Survey has completed field work. Geotech has been contracted to do report.	4912 8107 C507	\$32,369	\$13,750,000		
Consolidated Maintenance Facility	6001.117	Chaney, Richard	Design kick-off meeting held on 29-Jun. Preliminary design submittal due 17-August.	4911 8107 A509	\$71,456	\$3,640,247		
11222	ABIA Terminal - Apron Expansion and Improvements	Apron Expansion	11222.001	Pirtle, Robert	GMP-2 for construction of the apron expansions (Package 2A) was approved in May and a Notice to Proceed issued to Hensel Phelps to begin construction. Installation of the temporary boarding bridges and elevated walkways (Package 3B) will begin in the third week of June. This will allow boarding gates at the east end of the existing Terminal building to be vacated - in preparation for foundation construction activity to begin for the new Terminal expansion (Package 3D). Work on the De-Icing Facility (Package 1B) was slowed during the month of May due to excessive rainfall, and efforts to remove contaminated groundwater from the facility footprint. Construction work on the new Secured Exit Lanes (Package 3A) is going well. The east unit is being prepared for installation of the interior secure exit equipment and finishes, as well as the exterior metal panel finish. The west end unit lags (purposefully) behind the east end unit by a few weeks - to optimize work activities. Overall, the project is progressing well, and on schedule. Both the design team and the construction team are working very well, and collaboratively, to produce first-rate expansion facilities.	4910 8107 3288	\$10,539,080	\$14,419,200
						4911 8107 A288	\$315,803	\$2,057,212
						4911 8107 A506	\$145,294	\$500,000
						4911 8107 A507	\$41,908	\$500,000
						4912 8107 C288	\$8,257,341	\$29,286,334
Total							\$30,465,555	\$86,829,116



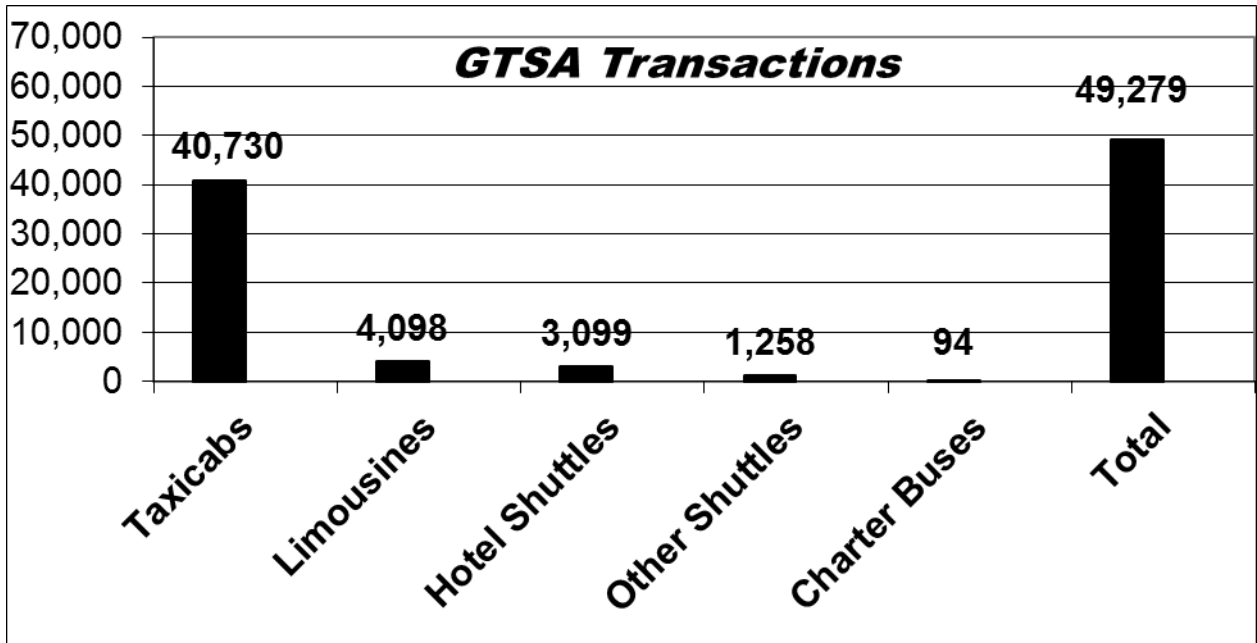
Austin-Bergstrom
International Airport

BUSINESS DEVELOPMENT AND TENANT MANAGEMENT
Austin Airport Advisory Commission Report
July 12, 2016

Tenant Updates and Business Development Events

1. Condor began its Frankfurt – Austin – Frankfurt service on June 27th. Condor Airlines has announced it is extending service through 2017 in Texas with its nonstop route between Austin-Bergstrom International Airport (AUS) and Frankfurt International Airport (FRA). Seasonal service in 2017 will be extended to May through October with flights currently available at
2. Travel and Leisure readers have voted Austin-Bergstrom International Airport 4th in its Best Domestic Airports List for 2016.
3. May 2016 was the 3rd busiest month in Airport history. Total passenger traffic for May 2016 was 1,081,450 up 6% compared to May 2015.

**GROUND TRANSPORTATION TRANSACTIONS
JUNE 2016**



YEAR TO YEAR COMPARISON			
SERVICE CATEGORY	JUNE 2016	JUNE 2015	% Increase/(decrease)
TAXICAB	40,730	32,402	25.7%
LIMOUSINE	4,098	3,896	5.2%
HOTEL SHUTTLE	3,099	3,180	(2.5%)
OTHER SHUTTLE	1,258	1,011	24.4%
CHARTER BUS	94	98	(4.1%)
OVERALL TOTAL	49,279	40,587	21.4%