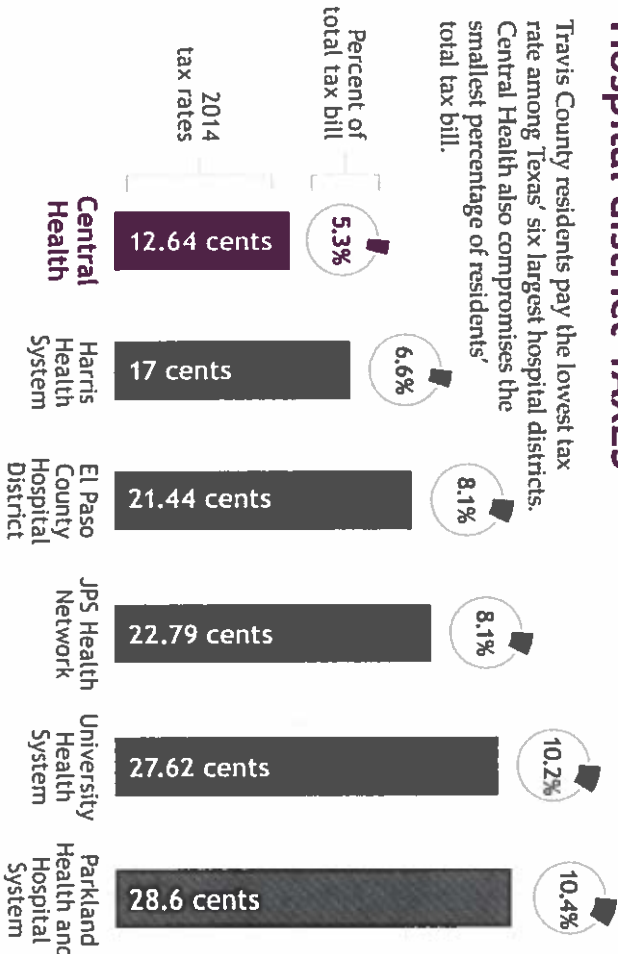


A comparative breakdown of + Texas' largest hospital districts

Texas hospital districts serve as a local funding mechanism to provide health care to low income residents. Of Texas' six largest districts by population, Central Health is unique: It is the only district to outsource its public hospital operations, and the only one projected to outpace the state's population growth in the next 15 years.

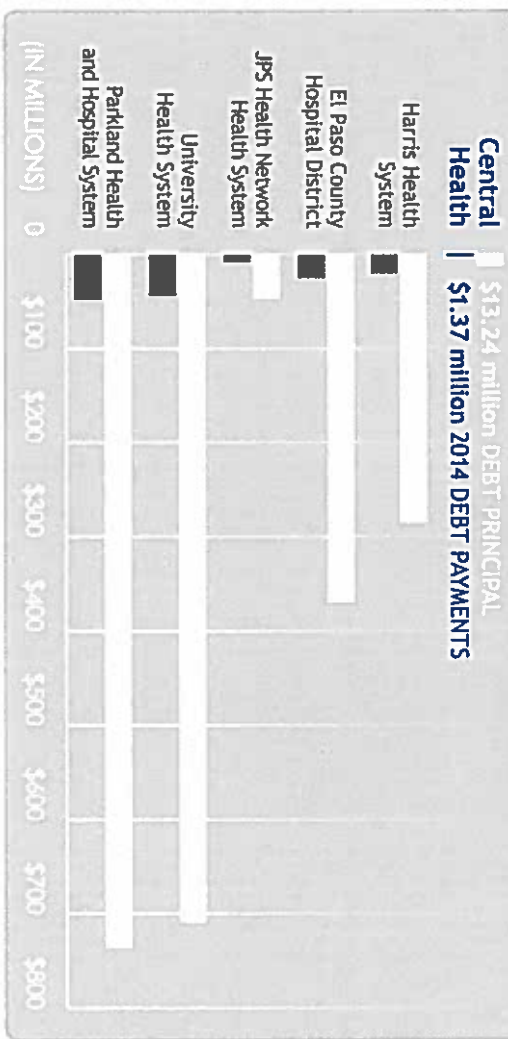
Hospital district TAXES

Travis County residents pay the lowest tax rate among Texas' six largest hospital districts. Central Health also compromises the smallest percentage of residents' total tax bill.



Burden of DEBT

Hospital districts can incur significant debt by investing in hospitals and facilities. Usually financed through bonds, these capital costs result in higher tax rates. By partnering with Seton Healthcare Family, which is privately funding a new public hospital, Central Health has been able to avoid significant debt and maintain a low tax rate.



Sources: 2013 American Communities Survey; Texas Bond Review Board, Texas Department of State Health Services, Texas State Data Center
Disclaimer: The hospital districts represented in this presentation each serve unique populations and rely on varying funding models. The information shown provides a snapshot of comparable data between districts.

Central Health (Travis County)

Founded in 2004

2014 operating expenses: \$228 million

- Maintains a public/private partnership to operate a Level 1 trauma/teaching hospital
- Owms and operates 20 clinics, and insurance and financial assistance programs

POPULATION GROWTH

Travis County

State of Texas

El Paso County Hospital District (El Paso County)

Founded in 1958

2014 operating expenses: \$503 million

- Owms and operates a Level 1 trauma/teaching hospital, eight clinics, insurance and financial assistance programs

POPULATION GROWTH

El Paso County

State of Texas

JPS Health Network (Tarrant County)

Founded in 1959

2014 operating expenses: \$769 million

- Owms and operates a Level 1 trauma/teaching hospital and 41 clinics
- Operates a financial assistance program

POPULATION GROWTH

Tarrant County

State of Texas

Parkland Health & Hospital System (Dallas County)

Founded in 1954

2014 operating expenses: \$1.3 billion

- Owms and operates a Level 1 trauma/teaching hospital, 32 clinics, insurance and financial assistance programs

POPULATION GROWTH

Dallas County

State of Texas

Harris Health System (Harris County)

Founded in 1966

2014 operating expenses: \$1.26 billion

- Owms and operates a Level 1 trauma/teaching hospital, a Level 3 trauma/teaching hospital, a rehabilitation hospital, 29 clinics, insurance and financial assistance programs

POPULATION GROWTH

Harris County

State of Texas

University Health System (Bexar County)

Founded in 1955

2014 operating expenses: \$1.13 billion

- Owms and operates a Level 1 trauma/teaching hospital, 18 clinics, insurance and financial assistance programs; co-owns medical transport helicopter fleet


POPULATION GROWTH

Bexar County

State of Texas

WHAT IT COSTS to support hospital districts

Travis County has experienced skyrocketing property values and population growth during the past decade. Central Health works to be a part of the county's affordability solution by providing health care services to low income residents while also maintaining a low tax burden. Of the state's six largest hospital districts, Central Health collects the second-lowest amount of taxes per resident.



VALUE in partnership

Through the partnership with Seton Healthcare Family, which operates the public hospital, Central Health is able to save residents millions of dollars in taxes every year. This graph shows the potential tax rate Central Health would need to levy if it were to take on a similar structure to the other large urban hospital districts in Texas.

FISCAL YEAR 2015 TAX RATE	12.64 ¢
UNCOMPENSATED SETON HEALTH CARE SERVICES	6.00 ¢
GRADUATE MEDICAL EDUCATION	2.77 ¢
ESTIMATED OPERATIONAL AND STAND ALONE INEFFICIENCIES	2.00 ¢
DEBT SERVICE ON NEW HOSPITAL	1.50 ¢
LEVEL 1 TRAUMA	1.00 ¢

POTENTIAL TAX RATE

25.91 ¢

TOTAL 2014 HOSPITAL DISTRICT TAXES

