



## **Airport Advisory Commission**

### **REGULAR MEETING MINUTES**

**August 9, 2016**

The Airport Advisory Commission convened in a regular meeting on July 12, 2016, at 2716 Spirit of Texas Drive, in Room 174-A in Austin, Texas.

#### **Board Members in Attendance:**

Stephanie Trinh, Secretary  
Mike Rodriguez

Teddy McDaniel III  
Sam Sargent

Alex Reyna  
Vicky Sepulveda

#### **Board Members Absent:**

Luke Legate  
John Walewski

Ernest Saulmon, Chair

Greg Anderson

#### **Staff in Attendance:**

Jim Smith, Susana Carbajal, Janice White, Francisco Garza, Eric Bell, Liz Haran, Shane Harbinson, Lyn Estabrook, Royce Traywick, Jessica BlueBird

#### **Others Present:**

Terry Zweschper – TSA  
Dale Murphy – K Friese  
Byron Chavez – RS&H  
Grayson Cox - KSA

#### **Welcome & Call the Meeting to Order:**

Teddy McDaniel, III called the meeting to order at 5:01 p.m.

#### **1. CITIZENS COMMUNICATIONS:**

None.

#### **2. APPROVAL OF MINUTES – July 12, 2016**

Motion to approve the minutes. Motion made by Mike Rodriguez and seconded by Alex Reyna. Motion passed 6-0-0-4 (Commission Members Ernest Saulmon, Luke Legate, Greg Anderson, and John Walewski were absent at this vote).

#### **3. STAFF BRIEFING, REPORTS AND PRESENTATIONS**

- a) Finance & Operations Reports for Fiscal Year 2016 to date.
- b) Planning & Engineering Capital Improvement Project Monthly Status Reports.
- c) Airport Tenant Updates.
- d) Ground Transportation Staging Area (GTSA) Transactions Report for July 2016.
- e) Transportation Network Companies (TNCs) Airport Transactions to date.
- f) Summary of the 2016 Airport Summer Internship Program.

#### **4. FOR RECOMMENDATION**

- a) Authorize the use of the Competitive Sealed Proposal procurement methodology for the solicitation of construction improvements of the Austin-Bergstrom International Airport Terminal Facility Upper Level Embankment Repairs Project.

Motion to approve the minutes. Motion made by Mike Rodriguez and seconded by Sam Sargent. Motion passed 6-0-0-4 (Commission Members Ernest Saulmon, Luke Legate, Greg Anderson, and John Walewski were absent at this vote).

- b) Authorize negotiation and execution of an amendment to a reimbursement agreement with Austin-Bergstrom Landhost Enterprises, Inc. for atrium and heating, ventilating, and air conditioning system (HVAC) repairs to the Airport Hilton Hotel located at Austin-Bergstrom International Airport in the amount not to exceed \$3,000,000.

Motion to approve the minutes. Motion made by Teddy McDaniel, III and seconded by Sam Sargent. Motion passed 6-0-0-4 (Commission Members Ernest Saulmon, Luke Legate, Greg Anderson, and John Walewski were absent at this vote).

- c) Authorize negotiation and execution of an agreement with Austin-Bergstrom Landhost Enterprises, Inc. (ABLE), Austin-Bergstrom Acquisition LLC(ABA), and UMB Bank, N.A. for the refinancing of ABLE's debt and the funding and performance of certain repairs to the Airport Hilton Hotel located at Austin-Bergstrom International Airport in an amount not to exceed \$3,000,000.

Motion to approve the minutes. Motion made by Teddy McDaniel, III and seconded by Sam Sargent. Motion passed 6-0-0-4 (Commission Members Ernest Saulmon, Luke Legate, Greg Anderson, and John Walewski were absent at this vote).

- d) Authorize negotiation and execution of change order #33 to the design-build contract with HENSEL PHELPS CONSTRUCTION COMPANY, for the Austin-Bergstrom International Airport Terminal East Infill in the amount of \$800,000, for a total contract amount not to exceed \$69,350,000.

Postponed by staff.

e) Authorize negotiation and execution of an amendment to the professional services agreement with CDM SMITH, INC., to extend the term of the Austin-Bergstrom International Airport Environmental and Engineering Services contract for an estimated period of two additional years or until authorized funding is expended, at no additional cost to the City, for a total contract amount not to exceed \$1,050,000.

Motion to approve the minutes. Motion made by Sam Sargent and seconded by Alex Reyna. Motion passed 6-0-0-4 (Commission Members Ernest Saulmon, Luke Legate, Greg Anderson, and John Walewski were absent at this vote).

## **5. NEW BUSINESS**

a) Request for information regarding library services at other North American airports.

## **6. OLD BUSINESS (updates)**

None.

## **7. FUTURE AGENDA ITEMS**

Date of next meeting: September 13, 2016.

## **ADJOURNMENT.**

Meeting was adjourned at 6:05 p.m.

**CITY OF AUSTIN**  
**AUSTIN-BERGSTROM INTERNATIONAL AIRPORT**  
**Airport Operating Fund 5070**  
**Income Statement - For Internal Use Only**  
**Fiscal Year to Date for 10 Month(s) ended July 31, 2016**

	Amended Budget	Budget Annualized 10 month(s)	Year to Date w/ Encumb	Y-T-D Variance Fav (Unfav)	Y-T-D % Variance Fav (Unfav)
<b>REVENUE</b>					
<b>AIRLINE REVENUE</b>					
Landing Fees	24,670,000.00	20,558,333.33	20,039,110.78	(519,222.55)	(2.5%)
Terminal Rental & Other Fees	33,146,000.00	27,621,666.67	27,306,856.87	(314,809.80)	(1.1%)
<b>TOTAL AIRLINE REVENUE</b>	<b>57,816,000.00</b>	<b>48,180,000.00</b>	<b>47,345,967.65</b>	<b>(834,032.35)</b>	<b>(1.7%)</b>
<b>NON-AIRLINE REVENUE</b>					
Parking	36,371,418.00	30,309,515.00	32,028,295.79	1,718,780.79	5.7%
Other Concessions	25,576,985.00	21,314,154.17	21,869,497.38	555,343.21	2.6%
Other Rentals and Fees	9,967,895.00	8,306,579.16	8,606,526.75	299,947.59	3.6%
<b>TOTAL NON-AIRLINE REVENUE</b>	<b>71,916,298.00</b>	<b>59,930,248.33</b>	<b>62,504,319.92</b>	<b>2,574,071.59</b>	<b>4.3%</b>
Interest Income	106,387.00	88,655.83	229,631.61	140,975.78	159.0%
<b>TOTAL REVENUE</b>	<b>129,838,685.00</b>	<b>108,198,904.16</b>	<b>110,079,919.18</b>	<b>1,881,015.02</b>	<b>1.7%</b>
<b>OPERATING REQUIREMENTS</b>					
Fac Mgmt, Ops and Airport Security	49,351,750.00	41,126,458.33	37,440,860.01	3,685,598.32	9.0%
Airport Planning and Development	3,113,986.00	2,594,988.33	1,935,966.33	659,022.00	25.4%
Support Services	17,604,545.00	14,670,454.17	12,272,808.81	2,397,645.36	16.3%
Business Services	12,893,847.00	10,744,872.50	10,199,901.95	544,970.55	5.1%
<b>TOTAL OPERATING EXPENSES</b>	<b>82,964,128.00</b>	<b>69,136,773.33</b>	<b>61,849,537.10</b>	<b>7,287,236.23</b>	<b>10.5%</b>
<b>Debt Service</b>					
GO Debt Service Fund	26,305.00	21,920.83	21,920.83	0.00	0.0%
2013A Revenue Refunding Bonds	14,950,651.00	12,131,292.73	12,131,322.85	(30.12)	(0.0%)
2013 Prosperity Bank Loan	3,814,225.00	3,140,808.31	3,140,641.63	166.68	0.0%
2014 Bond Issuance	133,022.00	82,542.72	82,542.47	0.25	0.0%
2016 Bond Issuance	3,850,949.00	2,745,450.12	0.00	2,745,450.12	100.0%
2005 Variable rate Notes (Swap)	12,244,805.00	10,493,732.93	10,213,312.00	280,420.93	2.7%
2005 Variable rate Notes Fees	1,380,184.00	1,150,153.34	1,155,979.99	(5,826.65)	(0.5%)
PFC Debt Service Funding	(12,843,479.00)	(10,671,607.62)	(10,560,161.60)	(111,446.02)	(1.0%)
<b>TOTAL Net Debt Service</b>	<b>23,556,662.00</b>	<b>19,094,293.36</b>	<b>16,185,558.17</b>	<b>2,908,735.19</b>	<b>15.2%</b>
<b>OTHER REQUIREMENTS</b>					
Workers' Compensation	424,869.00	354,057.50	354,069.00	(11.50)	(0.0%)
Citywide Administrative Support	3,786,716.00	3,155,596.67	3,155,596.00	0.67	0.0%
Communications & Technology Mgmt	1,248,165.00	1,040,137.50	1,040,135.00	2.50	0.0%
Accrued Payroll	242,814.00	202,345.00	202,345.00	0.00	0.0%
Wage Adjustment Markets	29,186.00	24,321.67	0.00	24,321.67	100.0%
Liability Reserve	17,000.00	14,166.66	14,166.67	(0.01)	(0.0%)
Operating Reserve	1,922,900.00	1,602,416.67	1,602,416.67	0.00	0.0%
CTECC	138,767.00	115,639.17	115,637.00	2.17	0.0%
Trunked Radio Allocation	114,693.00	95,577.50	95,573.00	4.50	0.0%
<b>TOTAL OTHER REQUIREMENTS</b>	<b>7,925,110.00</b>	<b>6,604,258.34</b>	<b>6,579,938.34</b>	<b>24,320.00</b>	<b>0.4%</b>
<b>TOTAL REQUIREMENTS</b>	<b>114,445,900.00</b>	<b>94,835,325.03</b>	<b>84,615,033.61</b>	<b>10,220,291.42</b>	<b>10.8%</b>
<b>EXCESS (DEFICIT) OF TOTAL AVAILABLE FUNDS OVER TOTAL REQUIREMENTS</b>					
	15,392,785.00	13,363,579.13	25,464,885.57	12,101,306.44	90.6%
<b>ENPLANEMENTS</b>					
	<b>Passengers</b>	<b>% Inc/(Dec)</b>			
July, 2016 (Month over Month)	570,444	-2.57%			
July, 2016 - Year-to-Date	5,164,342	7.71%			

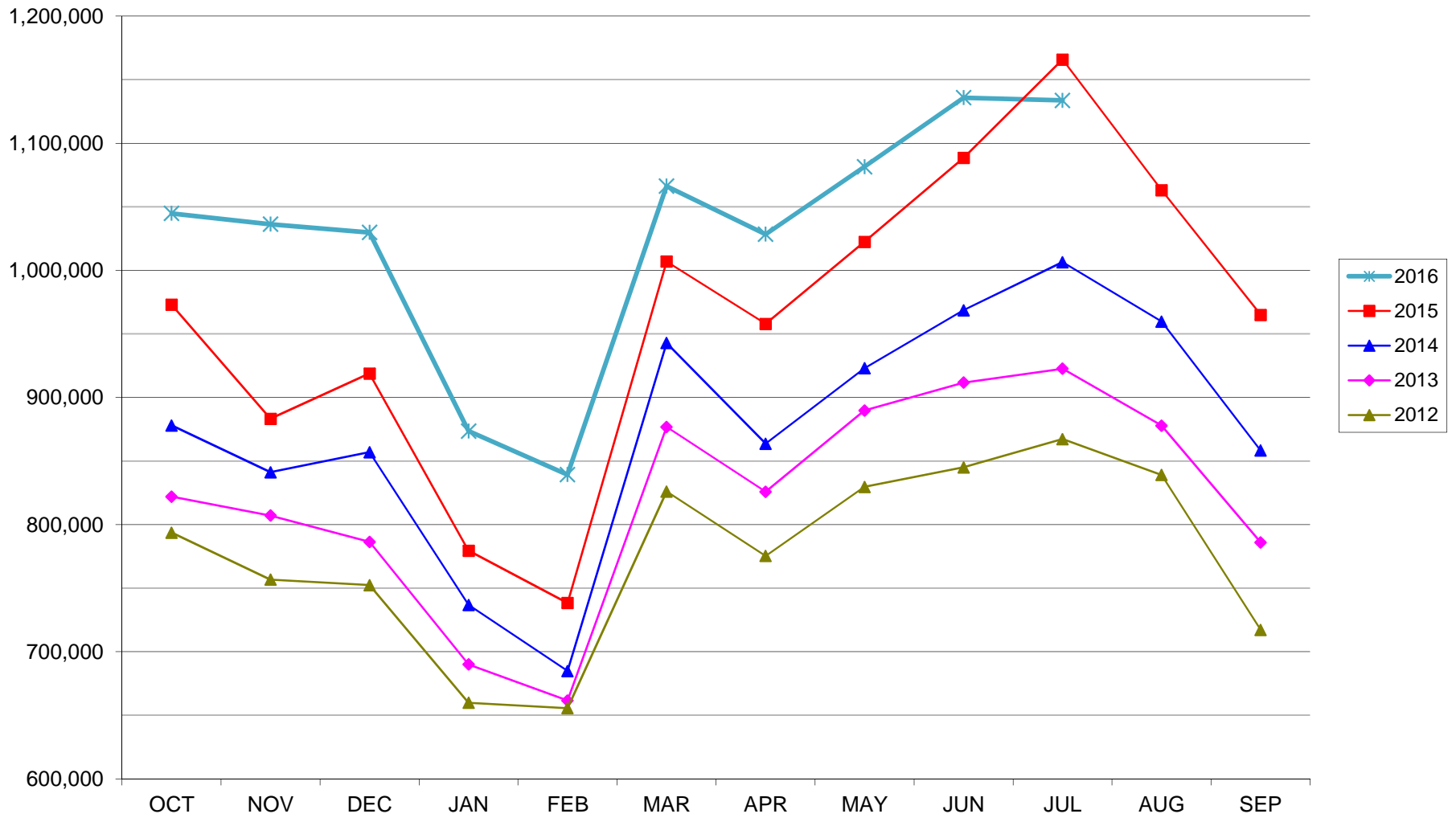
**CITY OF AUSTIN  
AUSTIN-BERGSTROM INTERNATIONAL AIRPORT  
INCOME STATEMENT COMPARISON THIS YEAR VS. LAST YEAR**

**This month - This Year vs. Last Year  
FY16 (Jul 16) vs FY15 (Jul 15)**

**Fiscal YTD - This Year vs. Last Year  
FY16 (Oct 15 - Jul 16) vs FY15 (Oct 14 - Jul 15)**

	<b>FY16 Jul-16</b>	<b>FY15 Jul-15</b>	<b>Fav (Unfav) \$ Variance</b>	<b>Fav (Unfav) % Variance</b>	<b>FY16 YTD Jul-16</b>	<b>FY15 YTD Jul-15</b>	<b>Fav (Unfav) \$ Variance</b>	<b>Fav (Unfav) % Variance</b>
<b><u>Airline Revenue</u></b>								
Landing Fees	2,195,924.90	2,283,182.71	(87,257.81)	(3.8%)	20,039,110.78	20,142,668.79	(103,558.01)	(0.5%)
Terminal Rental & Other Fees	2,891,952.73	2,436,767.97	455,184.76	18.7%	27,306,856.87	23,189,070.16	4,117,786.71	17.8%
Total Airline Revenue	5,087,877.63	4,719,950.68	367,926.95	7.8%	47,345,967.65	43,331,738.95	4,014,228.70	9.3%
<b><u>Non-Airline Revenue</u></b>								
Parking	3,880,880.53	3,601,160.58	279,719.95	7.8%	32,028,295.79	29,640,864.89	2,387,430.90	8.1%
Food/Beverage & Retail	986,278.57	836,046.97	150,231.60	18.0%	8,630,722.22	7,637,585.81	993,136.41	13.0%
Rental Car	955,351.52	1,939,804.59	(984,453.07)	(50.8%)	11,221,684.13	11,181,905.55	39,778.58	0.4%
Advertising	148,627.29	112,287.71	36,339.58	32.4%	1,300,779.46	1,248,851.33	51,928.13	4.2%
Ads Barter Revenue	0.00	0.00	0.00	N/A	40,000.00	0.00	40,000.00	N/A
Other Concessions	74,771.78	58,779.66	15,992.12	27.2%	676,311.57	604,886.99	71,424.58	11.8%
Other Rentals and Fees	866,621.10	678,209.49	188,411.61	27.8%	8,606,526.75	6,531,952.28	2,074,574.47	31.8%
Total Non-Airline Revenue	6,912,530.79	7,226,289.00	(313,758.21)	(4.3%)	62,504,319.92	56,846,046.85	5,658,273.07	10.0%
Interest Income	38,373.16	11,838.28	26,534.88	224.1%	229,631.61	106,166.84	123,464.77	116.3%
<b>Total Operating Revenue</b>	<b>12,038,781.58</b>	<b>11,958,077.96</b>	<b>80,703.62</b>	<b>0.7%</b>	<b>110,079,919.18</b>	<b>100,283,952.64</b>	<b>9,795,966.54</b>	<b>9.8%</b>
<b><u>Operating Requirements</u></b>								
Fac Mgmt, Ops and Airport Security	4,745,369.49	3,279,702.66	(1,465,666.83)	(44.7%)	37,440,860.01	34,205,346.13	(3,235,513.88)	(9.5%)
Airport Planning and Development	255,153.69	128,479.88	(126,673.81)	(98.6%)	1,935,966.33	1,977,167.95	41,201.62	2.1%
Support Services	1,406,354.93	825,994.47	(580,360.46)	(70.3%)	12,272,808.81	9,892,425.51	(2,380,383.30)	(24.1%)
Business Services	1,131,395.33	879,168.83	(252,226.50)	(28.7%)	10,199,901.95	8,500,555.05	(1,699,346.90)	(20.0%)
Total Operating Expense	7,538,273.44	5,113,345.84	(2,424,927.60)	(47.4%)	61,849,537.10	54,575,494.64	(7,274,042.46)	(13.3%)
<b><u>Debt Service</u></b>								
GO Debt Service Fund	2,192.08	2,170.08	(22.00)	(1.0%)	21,920.83	21,700.83	(220.00)	(1.0%)
2013A Revenue Refunding Bonds	1,409,678.33	99,033.33	(1,310,645.00)	(1323.4%)	12,131,322.85	990,331.98	(11,140,990.87)	(1125.0%)
2013 Prosperity Bank Loan	336,708.33	73,333.33	(263,375.00)	(359.1%)	3,140,641.63	623,332.98	(2,517,308.65)	(403.8%)
2014 Bond Issuance	25,239.59	762.50	(24,477.09)	(3210.1%)	82,542.47	1,906.25	(80,636.22)	(4230.1%)
2005 Variable rate Notes (Swap)	869,444.00	2,103,751.00	1,234,307.00	58.7%	10,213,312.00	20,679,888.49	10,466,576.49	50.6%
2005 Variable rate Notes Fees	115,381.88	125,693.66	10,311.78	8.2%	1,155,979.99	1,252,686.56	96,706.57	7.7%
PFC Debt Service Funding	(1,084,039.96)	(995,129.85)	88,910.11	8.9%	(10,560,161.60)	(9,797,740.20)	762,421.40	7.8%
Total Debt Service	1,674,604.25	1,409,614.05	(264,990.20)	(18.8%)	16,185,558.17	13,772,106.89	(2,413,451.28)	(17.5%)
<b><u>Other Requirements</u></b>								
Workers' Compensation	35,400.00	42,180.00	6,780.00	16.1%	354,069.00	421,802.00	67,733.00	16.1%
Citywide Administrative Support	315,560.00	255,648.00	(59,912.00)	(23.4%)	3,155,596.00	2,556,480.00	(599,116.00)	(23.4%)
Communications & Technology Mgmt	104,015.00	115,315.00	11,300.00	9.8%	1,040,135.00	1,153,156.00	113,021.00	9.8%
Accrued Payroll	20,234.50	8,176.08	(12,058.42)	(147.5%)	202,345.00	81,760.83	(120,584.17)	(147.5%)
Operating Reserve	160,241.67	105,570.75	(54,670.92)	(51.8%)	1,602,416.67	1,055,707.50	(546,709.17)	(51.8%)
CTECC	11,565.00	12,031.00	466.00	3.9%	115,637.00	120,313.00	4,676.00	3.9%
Trunked Radio Allocation	9,560.00	9,045.00	(515.00)	(5.7%)	95,573.00	90,436.00	(5,137.00)	(5.7%)
Liability Reserve	1,416.67	1,416.67	0.00	0.0%	14,166.67	14,166.67	0.00	0.0%
Total Other Requirements	657,992.84	549,382.50	(108,610.34)	(19.8%)	6,579,938.34	5,493,822.00	(1,086,116.34)	(19.8%)
<b>Total Requirements</b>	<b>9,870,870.53</b>	<b>7,072,342.39</b>	<b>(2,798,528.14)</b>	<b>(39.6%)</b>	<b>84,615,033.61</b>	<b>73,841,423.53</b>	<b>(10,773,610.08)</b>	<b>(14.6%)</b>
<b>SURPLUS (DEFICIT) OF TOTAL AVAILABLE FUNDS OVER TOTAL REQUIREMENTS</b>	<b>\$ 2,167,911.05</b>	<b>\$ 4,885,735.57</b>	<b>\$ (2,717,824.52)</b>	<b>(55.6%)</b>	<b>\$ 25,464,885.57</b>	<b>\$ 26,442,529.11</b>	<b>\$ (977,643.54)</b>	<b>(3.7%)</b>

### AUSTIN PASSENGER TRAFFIC 5 Year Trend



# Austin-Bergstrom International Airport

## Aviation Activity Report

### Fiscal Year 2016 vs 2015

	07/2016	07/2015	Percent Change	10/2015 - 07/2016	10/2014 - 07/2015	Percent Change
<b><u>Passenger Activity</u></b>						
Domestic Enplaned Revenue	541,111	554,545	-2.42	4,946,342	4,586,852	7.84
Domestic Deplaned Revenue	533,215	549,576	-2.98	4,882,378	4,537,014	7.61
International Enplaned Revenue	13,940	15,161	-8.05	94,494	94,846	-0.37
International Deplaned Revenue	14,792	15,494	-4.53	95,157	93,365	1.92
Domestic Enplaned Non-Revenue	13,634	13,934	-2.15	107,050	107,716	-0.62
Domestic Deplaned Non-Revenue	13,033	13,202	-1.28	108,384	103,796	4.42
International Enplaned Non-Revenue	99	68	45.59	814	849	-4.12
International Deplaned Non-Revenue	86	62	38.71	777	795	-2.26
Intl Deplaned Pre-Cleared Non-Revenue	47	18	161.11	584	47	1,142.55
Intl Deplaned Pre-Cleared Revenue	2,024	1,981	2.17	17,294	4,600	275.96
Intl Enplaned Pre-Cleared Non-Revenue	41	19	115.79	578	56	932.14
Intl Enplaned Pre-Cleared Revenue	1,619	1,751	-7.54	15,064	4,257	253.86
South Terminal-Intl Enplaned Revenue	0	0	0.00	0	0	0.00
South Terminal-Intl Deplaned Revenue	0	0	0.00	0	0	0.00
South Terminal-Intl Enplaned Non-Revenue	0	0	0.00	0	0	0.00
South Terminal-Intl Deplaned Non-Revenue	0	0	0.00	0	0	0.00
<b>Passenger Totals</b>	<b>1,133,641</b>	<b>1,165,811</b>	<b>-2.76</b>	<b>10,268,916</b>	<b>9,534,193</b>	<b>7.71</b>
<i>Enplaned Passenger Totals</i>	<i>570,444</i>	<i>585,478</i>	<i>-2.57</i>	<i>5,164,342</i>	<i>4,794,576</i>	<i>7.71</i>
<i>Deplaned Passenger Totals</i>	<i>563,197</i>	<i>580,333</i>	<i>-2.95</i>	<i>5,104,574</i>	<i>4,739,617</i>	<i>7.70</i>
<i>Domestic Passenger Totals</i>	<i>1,100,993</i>	<i>1,131,257</i>	<i>-2.68</i>	<i>10,044,154</i>	<i>9,335,378</i>	<i>7.59</i>
<i>International Passenger Totals</i>	<i>32,648</i>	<i>34,554</i>	<i>-5.52</i>	<i>224,762</i>	<i>198,815</i>	<i>13.05</i>

**CURRENT PASSENGER RECORD = 1,165,811**

**RECORD SET = JULY 2015**

### **Aircraft Operations**

Air Carrier	9,935	10,551	-5.84	96,023	92,745	3.53
Commuter & Air Taxi	1,301	1,168	11.39	12,691	13,328	-4.78
Military	990	786	25.95	8,464	5,950	42.25
General Aviation						
Itinerant	3,760	4,201	-10.50	40,369	42,182	-4.30
Local	216	404	-46.53	2,536	2,841	-10.74
Total G.A.	3,976	4,605	-13.66	42,905	45,023	-4.70
<b>Total Operations</b>	<b>16,202</b>	<b>17,110</b>	<b>-5.31</b>	<b>160,083</b>	<b>157,046</b>	<b>1.93</b>

# Austin-Bergstrom International Airport

## Aviation Activity Report

### Fiscal Year 2016 vs 2015

	07/2016	07/2015	Percent Change	10/2015 - 07/2016	10/2014 - 07/2015	Percent Change
<b><u>Cargo Activity</u></b>						
<b>Mail</b>						
Domestic Enplaned Mail	152,168	258,130	-41.05	1,567,439	1,798,778	-12.86
Domestic Deplaned Mail	301,525	353,621	-14.73	2,312,668	2,731,191	-15.32
International Enplaned Mail	0	0	0.00	0	1,103,232	-100.00
International Deplaned Mail	2	0	0.00	2	0	0.00
South Terminal-Intl Enplaned Mail	0	0	0.00	0	0	0.00
South Terminal-Intl Deplaned Mail	0	0	0.00	0	0	0.00
Mail Totals	453,695	611,751	-25.84	3,880,109	5,633,201	-31.12
<b>Cargo</b>						
Domestic Enplaned Cargo	4,742,471	5,190,201	-8.63	50,396,059	51,604,131	-2.34
Domestic Deplaned Cargo	6,542,258	4,951,010	32.14	60,491,921	51,033,816	18.53
International Enplaned Cargo	273,263	248,786	9.84	4,975,664	5,326,397	-6.58
International Deplaned Cargo	263,738	131,015	101.30	3,929,150	4,245,612	-7.45
South Terminal-Intl Enplaned Cargo	0	0	0.00	0	0	0.00
South Terminal-Intl Deplaned Cargo	0	0	0.00	0	0	0.00
Cargo Totals	11,821,730	10,521,012	12.36	119,792,794	112,209,956	6.76
<b>Belly Freight</b>						
Domestic Enplaned Belly Freight	234,134	263,491	-11.14	2,448,199	2,573,100	-4.85
Domestic Deplaned Belly Freight	421,923	436,445	-3.33	4,672,633	4,775,400	-2.15
International Enplaned Belly Freight	102,865	184,633	-44.29	1,701,809	3,254,762	-47.71
International Deplaned Belly Freight	422,222	186,745	126.10	4,665,208	3,443,258	35.49
South Terminal-Intl Enplaned Belly Frt	0	0	0.00	0	0	0.00
South Terminal-Intl Deplaned Belly Frt	0	0	0.00	0	0	0.00
Belly Freight Totals	1,181,144	1,071,314	10.25	13,487,849	14,046,520	-3.98
<b>Cargo Totals (Mail, Cargo, Belly Freight)</b>	<b>13,456,569</b>	<b>12,204,077</b>	<b>10.26</b>	<b>137,160,752</b>	<b>131,889,677</b>	<b>4.00</b>
<i>Enplaned Cargo Totals</i>	<i>5,504,901</i>	<i>6,145,241</i>	<i>-10.42</i>	<i>61,089,170</i>	<i>65,660,400</i>	<i>-6.96</i>
<i>Deplaned Cargo Totals</i>	<i>7,951,668</i>	<i>6,058,836</i>	<i>31.24</i>	<i>76,071,582</i>	<i>66,229,277</i>	<i>14.86</i>
<i>Domestic Cargo Totals</i>	<i>12,394,479</i>	<i>11,452,898</i>	<i>8.22</i>	<i>121,888,919</i>	<i>114,516,416</i>	<i>6.44</i>
<i>International Cargo Totals</i>	<i>1,062,090</i>	<i>751,179</i>	<i>41.38</i>	<i>15,271,833</i>	<i>17,373,261</i>	<i>-12.10</i>

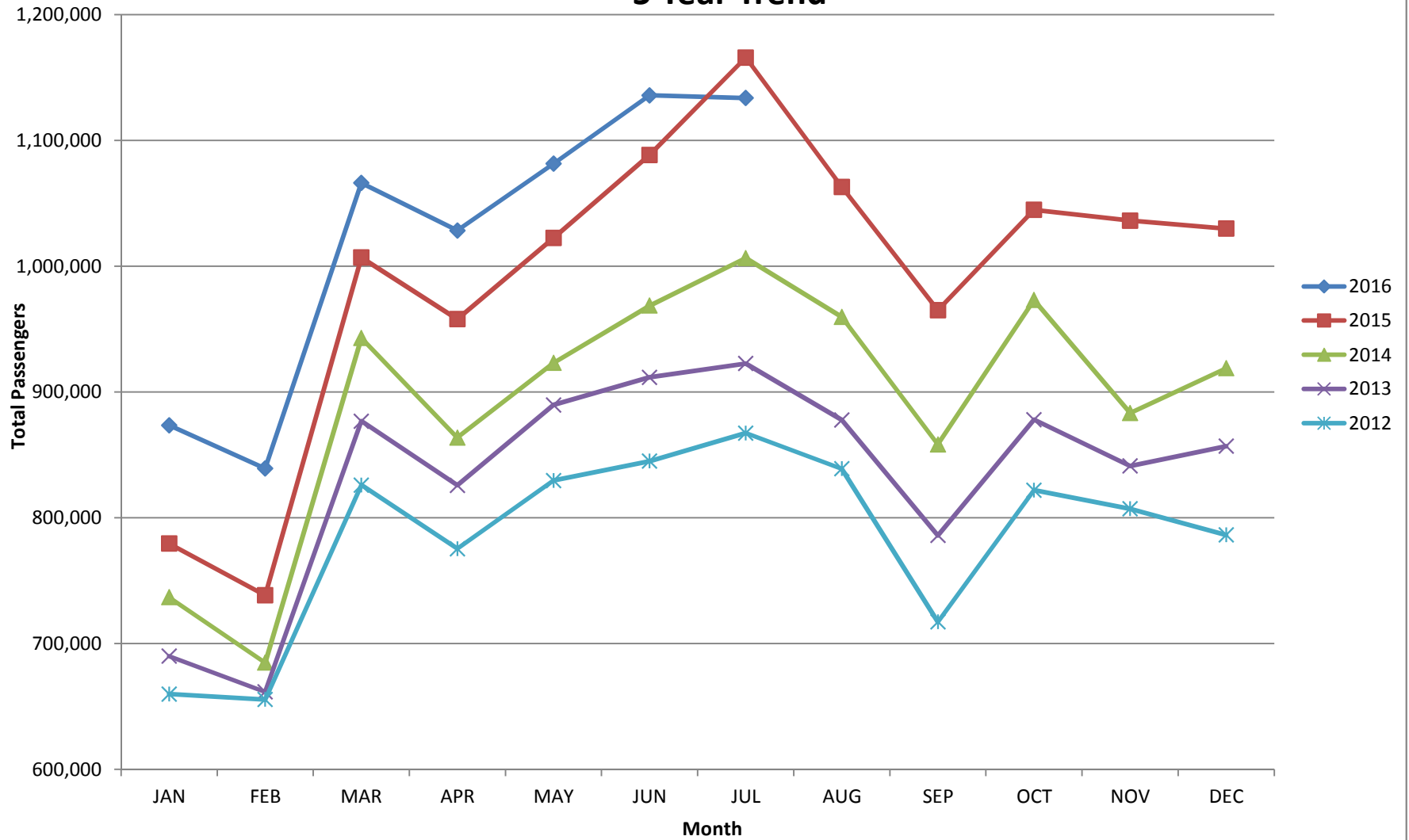
CURRENT CARGO RECORD = 40,215,518

RECORD SET = MARCH 2001



# AUSTIN PASSENGER TRAFFIC

## 5 Year Trend



# Austin-Bergstrom International Airport

## Aviation Activity Report

### Calendar Year 2016 vs 2015

	07/2016	07/2015	Percent Change	01/2016 - 07/2016	01/2015 - 07/2015	Percent Change
<b>Passenger Activity</b>						
Domestic Enplaned Revenue	541,111	554,545	-2.42	3,435,303	3,245,678	5.84
Domestic Deplaned Revenue	533,215	549,576	-2.98	3,400,378	3,211,270	5.89
International Enplaned Revenue	13,940	15,161	-8.05	69,747	71,102	-1.91
International Deplaned Revenue	14,792	15,494	-4.53	71,825	70,291	2.18
Domestic Enplaned Non-Revenue	13,634	13,934	-2.15	77,140	76,521	0.81
Domestic Deplaned Non-Revenue	13,033	13,202	-1.28	78,668	74,326	5.84
International Enplaned Non-Revenue	99	68	45.59	578	563	2.66
International Deplaned Non-Revenue	86	62	38.71	557	503	10.74
Intl Enplaned Pre-Cleared Revenue	1,619	1,751	-7.54	11,272	4,257	164.79
Intl Deplaned Pre-Cleared Revenue	2,024	1,981	2.17	12,267	4,600	166.67
Intl Enplaned Pre-Cleared Non-Revenue	41	19	115.79	193	56	244.64
Intl Deplaned Pre-Cleared Non-Revenue	47	18	161.11	215	47	357.45
<b>Passenger Totals</b>	<b>1,133,641</b>	<b>1,165,811</b>	<b>-2.76</b>	<b>7,158,143</b>	<b>6,759,214</b>	<b>5.90</b>
<i>Enplaned Passenger Totals</i>	<i>570,444</i>	<i>585,478</i>	<i>-2.57</i>	<i>3,594,233</i>	<i>3,398,177</i>	<i>5.77</i>
<i>Deplaned Passenger Totals</i>	<i>563,197</i>	<i>580,333</i>	<i>-2.95</i>	<i>3,563,910</i>	<i>3,361,037</i>	<i>6.04</i>
<i>Domestic Passenger Totals</i>	<i>1,100,993</i>	<i>1,131,257</i>	<i>-2.68</i>	<i>6,991,489</i>	<i>6,607,795</i>	<i>5.81</i>
<i>International Passenger Totals</i>	<i>32,648</i>	<i>34,554</i>	<i>-5.52</i>	<i>166,654</i>	<i>151,419</i>	<i>10.06</i>

**CURRENT PASSENGER RECORD = 1,165,811 RECORD SET = JULY 2015**

#### **Aircraft Operations**

Air Carrier	9,935	10,551	-5.84	66,823	65,534	1.97
Commuter & Air Taxi	1,301	1,168	11.39	8,652	8,817	-1.87
Military	990	786	25.95	6,128	4,593	33.42
General Aviation						
Itinerant	3,760	4,201	-10.50	28,199	28,438	-0.84
Local	216	404	-46.53	1,594	2,089	-23.70
Total G.A.	3,976	4,605	-13.66	29,793	30,527	-2.40
Total Operations	16,202	17,110	-5.31	111,396	109,471	1.76

# Austin-Bergstrom International Airport

## Aviation Activity Report

### Calendar Year 2016 vs 2015

	07/2016	07/2015	Percent Change	01/2016 - 07/2016	01/2015 - 07/2015	Percent Change
<b><u>Cargo Activity</u></b>						
Mail						
Domestic Enplaned Mail	152,168	258,130	-41.05	876,990	1,421,826	-38.32
Domestic Deplaned Mail	301,525	353,621	-14.73	1,492,008	2,113,828	-29.42
International Enplaned Mail	0	0	0.00	0	0	0.00
International Deplaned Mail	2	0	0.00	2	0	0.00
<b>Mail Totals</b>	<b>453,695</b>	<b>611,751</b>	<b>-25.84</b>	<b>2,369,000</b>	<b>3,535,654</b>	<b>-33.00</b>
Cargo						
Domestic Enplaned Cargo	4,742,471	5,190,201	-8.63	35,138,267	35,516,159	-1.06
Domestic Deplaned Cargo	6,542,258	4,951,010	32.14	44,112,406	34,569,243	27.61
International Enplaned Cargo	273,263	248,786	9.84	2,642,971	3,782,272	-30.12
International Deplaned Cargo	263,738	131,015	101.30	2,104,165	2,330,223	-9.70
<b>Cargo Totals</b>	<b>11,821,730</b>	<b>10,521,012</b>	<b>12.36</b>	<b>83,997,809</b>	<b>76,197,897</b>	<b>10.24</b>
Belly Freight						
Domestic Enplaned Belly Freight	234,134	263,491	-11.14	1,668,725	1,853,033	-9.95
Domestic Deplaned Belly Freight	421,923	436,445	-3.33	3,288,936	3,414,990	-3.69
International Enplaned Belly Freight	102,865	184,633	-44.29	1,138,015	2,211,251	-48.54
International Deplaned Belly Freight	422,222	186,745	126.10	3,403,373	2,762,840	23.18
<b>Belly Freight Totals</b>	<b>1,181,144</b>	<b>1,071,314</b>	<b>10.25</b>	<b>9,499,049</b>	<b>10,242,114</b>	<b>-7.25</b>
<b>Cargo Totals (Mail, Cargo, Belly Freight)</b>	<b>13,456,569</b>	<b>12,204,077</b>	<b>10.26</b>	<b>95,865,858</b>	<b>89,975,665</b>	<b>6.55</b>
<i>Enplaned Cargo Totals</i>	<i>5,504,901</i>	<i>6,145,241</i>	<i>-10.42</i>	<i>41,464,968</i>	<i>44,784,541</i>	<i>-7.41</i>
<i>Deplaned Cargo Totals</i>	<i>7,951,668</i>	<i>6,058,836</i>	<i>31.24</i>	<i>54,400,890</i>	<i>45,191,124</i>	<i>20.38</i>
<i>Domestic Cargo Totals</i>	<i>12,394,479</i>	<i>11,452,898</i>	<i>8.22</i>	<i>86,577,332</i>	<i>78,889,079</i>	<i>9.74</i>
<i>International Cargo Totals</i>	<i>1,062,090</i>	<i>751,179</i>	<i>41.38</i>	<i>9,288,526</i>	<i>11,086,586</i>	<i>-16.22</i>

CURRENT CARGO RECORD = 40,215,518

RECORD SET = MARCH 2001


PE Monthly Report - Austin Airport Advisory Commission

Project		Subproject		Subproject Manager	Current Subproject Status Info	FDU	Expenses YTD	Spend Plan Amount - Budget - FDU Level - Current Year
5415	ABIA Terminal Improvements	ABIA Terminal Fire Protection Improvements-Phase 2	5415.056	Avila, Ben	Project CLOSE-OUT in progress - Need to confirm FDU accounting is properly addressed and in order and then give issue OK to close FDU.	4910 8107 3176	\$14,187	\$275,946
						4911 8107 A176	\$139,412	\$877,390
						4910 8107 3190	\$10,825	\$0
		Terminal Improvements 2012	5415.059	Jones, Burton	No changes.	4910 8107 6053		\$0
						4911 8107 A190		\$0
						4910 8107 3215	(\$ 1,639,151)	(\$1,654,956)
						4910 8107 G215	\$3,181,649	\$3,181,649
		Terminal East Infill Project	5415.065	Jones, Burton	The RCA to request change has been postponed until Department of Aviation can negotiate an agreement with TSA regarding payment of additional scope of work.	4911 8107 A215	\$1,659,236	\$2,514,280
						4912 8107 B060	\$17,235	\$17,922
						4912 8107 B215	\$4,888,807	\$4,773,994
		Records Management Implementation	5415.066	Routon, Aimee	Puchasing/CTM reviews are delaying project. Aviation continues to work with the Departments to get contract started.	4910 8107 3216	\$0	\$300,000
		Matrix Electrical Room HVAC Improvements	5415.088	Stalder, Ricky	Warranty period.	4910 8107 3253	\$54,016	\$65,053
		Food Court Improvements	5415.095	Henson, Torrey	The first part of the trash can order is complete and shipment scheduled. This purchase should be completed by mid-Summer.	4910 8107 3265	\$99,780	\$87,860
		Wet Pipe Fire Protection System	5415.096	Robinson, Mike	Contractor has completed approximately 99% of the scope of work.	4910 8107 3266	\$0	\$27,390
Restrooms Renovation	5415.098	Kumarage, Rohini	Reviewing prime consultants proposals for CSP process	4910 8107 3285	\$85,808	\$214,640		
Shared Use Passenger Processing System	5415.099	Folsom-Heath, Diana	AirIT contract amendment for 120 day hold over completed. Project close out in process. Meeting scheduled with Contractor PM July 13 to discuss acceptance of items and open deliverables. Ticket Counter Directories delivered June 28. In testing.	4910 8107 3283	\$779,142	\$1,307,757		
South Terminal FY2015	5415.106	Mercado, Robert	Appropriation pending cost estimates from project managers.	4910 8107 3310	\$318,412	\$465,061		
Upper Level Curbside Expansion Joints	5415.107	Kumarage, Rohini	Warrenty Period	4910 8107 3312	\$97,853	\$151,698		
5702	ABIA Stormwater / Environmental	Environmental Management System	5702.008	Carpenter, Kane	Open projects: helicopter noise modeling / support services to support amendments to City of Austin helicopter ordinance; updating ABIA hydrologic and hydraulic models to reflect current conditions; NEPA services: to support the terminal ramp expansion-FAA approval received in late September 2015, fuel consortium GSE fuel tanks - 3rd party project cancelled, and de-icing storage facility -FAA approval received in mid-2015; and implement an ABIA environmental records management system-project is wrapping up.	4910 8107 3151	\$4,040	\$252,188
						4910 8107 3248	\$75,148	\$500,000
		Stormwater Drainage Improvements	5702.011	Vonstein, Alison	On 7/26/2016 Dept. of Aviation decided to reject Maintenance Projects bids that were received 7/7/2016; and rebid the project with Channel Improvements as the Base Bid and Maintenance Projects as an Alternate. ABIA Channel Improvements will be submitted to QMD after the first set of permitting review comments are received. Additional services for design coverage and for permitting was authorized as Supplemental Amendment #3 executed 8/8/2016. At the request of the Dept. of Aviation, a proposal was also submitted for drainage improvements study/assessment at the control tower, which has flooded twice in one year. This was processed as Supplemental Amendment #4 8/19/2016. If budget/funding allows, Outfalls 10 and 11 will be bid later as an additional project. The Aviation Department added Outfalls 10 and 11 as emergencies from the floods. When debris was cleared out from the floods, it was noticed that these outfalls need to be rebuilt or redefined. Schedule will be adjusted when it is determined if Outfall 10 and 11 will be included. ECAPRIS does not seem to allow input of multiple bid periods, so will try to incorporate 2 or 3 bid periods in one timeframe in the schedule.	4911 8107 A248	\$307,357	\$1,250,000
						4912 8107 C502	\$0	\$0
Reclaimed Water Booster Pump	5702.013	Carpenter, Kane	Project will be delivered under 3rd pary lease agreement. I would like to keep project open until project is completed which is tentatively set for mid-2016.	4910 8107 3290		\$75,000		
6000	ABIA Airside Improvements	Electronic Airport Layout Plan And Utility Mapping	6000.103	Kumarage, Rohini	Survey work continues	4910 8107 3242	\$29,686	\$120,931
6001	ABIA Landside Facility Improvements	Information Technology Master Plan	6001.072	Mercado, Robert	Final verification of Phase One & Two SUPPs installation underway as part of the ITMP scope of work.	4910 8107 3188	\$0	\$0
						4910 8107 3249	\$25,348	\$42,227
		Landside Roadway and Pedestrian Improvements Phase 1	6001.092	Vonstein, Alison	Council approved award and execution of construction contract 3/31/16. Construction contract was executed 4/22/16. Pre-Construction conference held 6/6/2016. NTP start date is 7/18/2016. Submittal process is almost complete; Erosion/sedimentation controls have been placed. Contractor is prepping Freight Lane for resurfacing. August had more rain than usual, but a time extension due to rain has not yet been calculated.	4911 8107 A249	\$68,737	\$529,562
						4911 8107 A401	\$27,193	\$0
Elevator Refurbishment Re-bid	6001.093	Kumarage, Rohini	Bids are due on 09/15/16	4911 8107 A245	\$39,408	\$1,250,000		

PE Monthly Report - Austin Airport Advisory Commission

Project		Subproject		Subproject Manager	Current Subproject Status Info	FDU	Expenses YTD	Spend Plan Amount - Budget - FDU Level - Current Year
6001	ABIA Landside Facility Improvements	Upper Level Embankment Inspections and Repairs	6001.095	Vonstein, Alison	Bids received 6/9/16 were rejected.. Use of CSP method for re-issuance was reviewed by the Austin Airport Advisory Commission on 8/9/2016 and approved by Council 8/19/2016. Front end for CSP package was submitted for review to sponsor and the CCO on 8/29/2016. Consultant needs to revise cover page of drawings before the package can be submitted to QMD. Issuance of the CSP is scheduled for 10/17/2016, with pre-proposal meeting on 11/2/2016, and proposals due 12/2/2016. Site plan exemption has been approved. Building permit has been applied for. Street & Bridge and QMD will be involved during construction. CSD will provide inspection services.	4910 8107 3247	\$15,628	\$0
						4911 8107 A247	\$387,041	\$5,400,000
		Central Plant - Media Fill Replacement Project	6001.098	Mercado, Robert	Project work will be completed by Hensel Phelps, contractor for the Terminal East Infill project, since they are working in the Central Plant already as a part of that project. Funding will remain with this FDU.	4911 8107 A400	\$338,409	\$0
		Buildings and Fence Demolition	6001.100	Vonstein, Alison	Bids were opened 4/21/2016 for the first bid period. SMBR found the only bidder non-compliant. Project was re-bid, with first advertisement on 7/11/2016, and bid opening on 8/4/2016. There were two responsive bidders (out of 3 bids received). On 8/26/2016 an RCA was forwarded for the 10/6/2016 Council agenda. Total Demolition, Inc. is listed in the RCA as the low bidder, with a bid amount of \$97,000, including the solar-powered antenna Alternate. With a 10% contingency, the total proposed award amount is \$106,700. Bids have not yet been certified because the apparent low bidder has not submitted OSHA 300 forms (as of 8/30/16).	4911 8107 A403	\$136,335	\$381,104
		Campus HVAC Improvements	6001.102	Avery, Richard	Revised Proposal for Design Services submitted to DoA and PWD/PMD on 7/27. Based on verbal comments from DoA, it seems this proposal is accepted. RWA will begin completing forms for moving forward to design phase.	4911 8107 A407	\$23,463	\$103,810
						4911 8107 A504	\$11,767	\$62,891
						4912 8107 C504	\$72,948	\$250,830
		Drainage Easement	6001.103	Carpenter, Kane	Per Robert Henst 6/22/15 email: Waiting on final invoice to be paid.	4910 8107 3292		\$0
		Landside Roadway and Pedestrian Improvements Phase 2	6001.107	Smythe-Macaulay, David	The Bus Shelter bid set of documents has been revised and waiting on Quality Management to release the set for bidding. First bid advertisement is scheduled for September 12, 2016. The responses to Development Review comments on the Sidewalk plans are being submitted the week of August 29 for permitting.	4911 8107 A503	\$83,217	\$41,500
						4912 8107 C500	\$78,754	\$23,000
4912 8107 C501	\$82,448					\$43,500		
Campus Signage Improvements	6001.112	Henson, Torrey	Public Works Pm assigned scheduling meeting with Prime Consultant within next few weeks.	4912 8107 C503	\$15,167	\$125,000		
Parking Garage & Admin Building - West Lot A - Design & Construction	6001.114	Jones, Burton	Design is progressing. Aviation management agreed to develop the Admin Bldg immediately to the west of the parking garage being designed. Geotech borings are completed, and the report is being prepared. Survey has been completed on lots A and B, report is being formatted and sent to design team. The team is currently designing a 6,000 car parking garage.	4912 8107 C507	\$43,559	\$13,750,000		
Consolidated Maintenance Facility	6001.117	Chaney, Richard	Anticipate receiving additional services proposals, and revised schedule during the first part of September.	4911 8107 A509	\$71,456	\$3,640,247		
11222	ABIA Terminal - Apron Expansion and Improvements	Apron Expansion	11222.001	Pirtle, Robert	<p>GMP #1 Work:                      Package 1B: De-Icing Facility                      Groundwater elevations have been sufficiently reduced over the past three weeks that allowed Hensel Phelps to continue excavation operations. HP used flowable concrete to place a section of the mud slab last week. Soil from the excavated areas will be tested for contamination before they are removed from the pit. Pumping of ground water will continue while the mud slabs and reinforced concrete floors for the de-icing tanks are in progress.</p> <p>Package 3A: Secured Exit Lanes                      The east Exit Lane is scheduled for opening within the next week. A Substantial Completion inspection was conducted last week, and final punch list work is underway. The west exit lanes are progressing well, and are within three to four weeks of being operational.</p> <p>Package 3B: Elevated Walkways for relocated boarding gates                      The elevated walkway for relocated Gate 4, and the boarding bridge, have been installed and are within a week of being fully operational. Three other gates are in the process of being relocated from the north and east ends of the existing Terminal building, to allow for construction of the Terminal Expansion to begin.</p> <p>GMP #2 Work:                      Package 2A: Relocation of existing utilities and installation of new utilities under the proposed apron expansion south of the new Terminal expansion is well under way. The first large area of Apron has been graded and prepared for the new apron concrete. The first apron panels are scheduled to be cast within the next two weeks.</p> <p>GMP #3 Work:                      Package 3D: Terminal Expansion Sub-Structure and Super-Structure (structural framing)                      This GMP is under review, but expected to be approved within the next two weeks. It will allow for demolition of the existing apron, and excavation for, the new Terminal Building.</p>	4910 8107 3288	(\$ 3,505,948)	\$14,419,200
						4911 8107 A288	\$456,029	\$2,057,212
						4911 8107 A506	\$218,808	\$500,000
						4911 8107 A507	\$72,932	\$500,000
						4912 8107 C288	\$36,852,701	\$29,286,334
<b>Total</b>							<b>\$45,738,840</b>	<b>\$87,210,220</b>

**GROUND TRANSPORTATION TRANSACTIONS  
AUGUST 2016**



<b>YEAR TO YEAR COMPARISON</b>			
SERVICE CATEGORY	AUGUST 2016	AUGUST 2015	% Increase/(decrease)
TAXICAB	35,197	29,576	19.0%
LIMOUSINE	3,458	3,705	(6.7%)
HOTEL SHUTTLE	2,692	3,138	(14.2%)
OTHER SHUTTLE	1,250	1,332	(6.2%)
CHARTER BUS	52	77	(32.5%)
<b>OVERALL TOTAL</b>	<b>42,649</b>	<b>37,828</b>	<b>12.7%</b>

**AGENDA**



**Recommendation for Council Action (CCO)**

Austin City Council

**Item ID:**

63107

**Agenda Number**

<ITEM\_OUTLINE>

**Meeting Date:**

October 6, 2016

**Department:**

Capital Contracting Office

**Subject**

Authorize award and execution of a construction contract with TOTAL DEMOLITION, INC., for the Demolish Buildings and Fence project in the amount of \$97,000 plus a \$9,700 contingency, for a total contract amount not to exceed \$106,700. (District 2)

**Amount and Source of Funding**

Funding is available in the Fiscal Year 2016-2017 Capital Budget of the Department of Aviation.

**Fiscal Note**

A fiscal note is attached.

**Purchasing Language:**

Lowest responsive bid of three bids received through a competitive Invitation for Bid solicitation.

**Prior Council Action:**

N/A

**For More Information:**

Rolando Fernandez, 512-974-7749; Sarah Torchin, 512-974-7141; Alison von Stein, 512-974-7217; Lucy Thompson, 512-974-7967.

**Boards and Commission Action:**

To be reviewed by the Austin Airport Advisory Commission on September 13, 2016.

**Related Items:**

**MBE / WBE:**

This contract will be awarded in compliance with City Code Chapter 2-9A of the City Code (Minority Owned and Women Owned Business Enterprise Procurement Program) through the achievements of Good Faith Efforts with 15.18% MBE and 0.27% WBE subcontractor participation.

**Additional Backup Information**

Currently Austin-Bergstrom International Airport does not have adequate space for large aircraft diverted to the airport. The Austin-Bergstrom International Airport Demolish Buildings and Fence project will demolish two existing out of commission buildings and relocate a fence line to allow for this need.

The buildings to be demolished, located on the southwest side of the airport property, are remnants of the former air force base and have been out of commission for roughly twenty years. This project will provide the Department of Aviation the needed space for diverted aircraft as well as space to support special event activities. This will allow use of the adjacent taxiway for easier access in and out of the maintenance ramp. It will also add extra wingtip clearance for larger aircraft. The project will relocate an existing fence line as well.

Due to the potential for unknown conditions encountered during demolition, a 10% contingency in funding has been included to allow for expeditious processing of any change orders that may be necessary. A contingency is an additional amount of money added to the construction budget to cover any unforeseen construction costs associated with the project.

This contract will include award of an alternate bid item for the installation of solar power to an existing broadcast antenna.

This item is not time sensitive, however the demolition will allow greater accessibility to the maintenance ramp for all planes large and small and will greatly improve efficiency.

The contract allows 80 calendar days for completion of this project. This project is located within zip code 78719 (District 2). The project will be managed by the Public Works Department.

Total Demolition Inc. is located in West, Texas.

Information on this solicitation is available on the City's Financial Services Austin Finance Online website. Link: [Solicitation Documents](#).



## M/WBE Summary

Public notice was given for this solicitation, CLMC582A Demolish Buildings and Fence Rebid through the City's Vendor Connection web portal which resulted in 521 contractors receiving notification. Forty-three contractors obtained the bid documents and three bids were received and opened on August 4, 2016. None of the bids received were from MBE/WBE certified firms. Total Demolition, Inc. submitted the lowest responsive bid of three bids received:

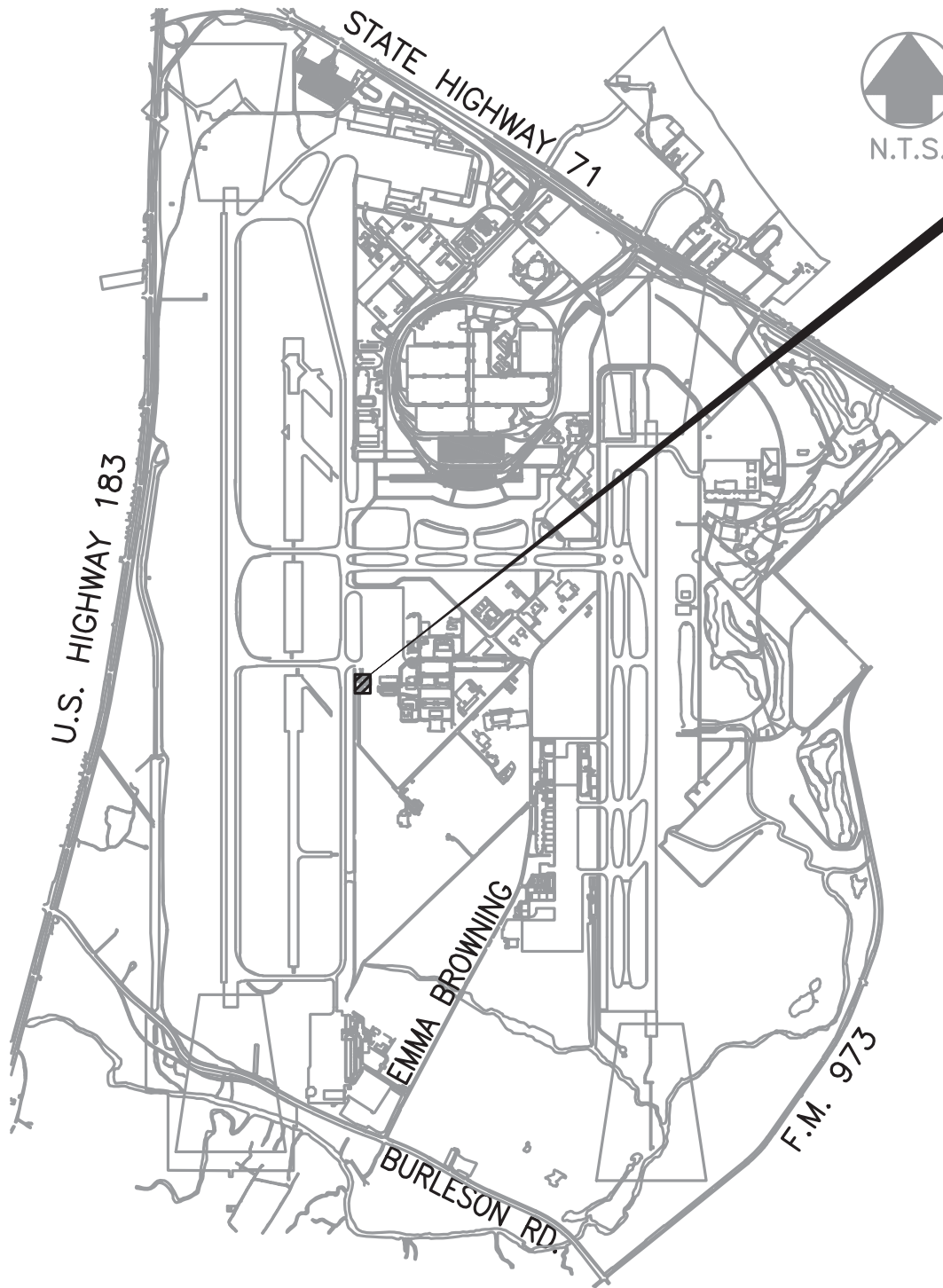
	<u>Base Bid</u>	<u>Base Bid + Alt.</u>
Total Demolition, Inc., West, TX	\$80,195	\$97,000
R.S. Ellis, Inc. dba Southwest Corporation, Austin, TX	\$149,500	\$171,300
TAS Environmental, Forest Hill, TX	Non-responsive	

The contractor's choice of work methodology provides for three areas of subcontracting opportunities which are listed below. Project specific subgoals stated in the solicitation were 1.40% African American; 2.39% Hispanic; 0.08% Native/Asian; 0.96% WBE. Total participation estimated on base bid amount plus alternate of \$97,000:

<u>NON M/WBE OR M/WBE TOTAL – PRIME</u>	<u>\$82,015.52</u>	<u>84.55%</u>
Total Demolition Inc., West, TX	\$82,015.52	84.55%
<u>MBE TOTAL – SUBCONTRACTORS</u>	<u>\$14,726.00</u>	<u>15.18%</u>
<u>Hispanic Subtotal</u>	<u>\$14,726.00</u>	<u>15.18%</u>
(MH) Melendrez Trucking, LLC, Austin, TX (hauling)	\$5,500.00	05.67%
(MH) Texas Solar Power Company, Austin, TX (electrical)	\$9,226.00	09.51%
<u>WBE TOTAL – SUBCONTRACTORS</u>	<u>\$258.48</u>	<u>00.27%</u>
(FW) Liquid Waste Solutions, Buda, TX (portable toilets)	\$258.48	00.27%

The Contractor submitted a MBE/WBE Compliance Plan that demonstrated a Good Faith Effort and was approved by the Small and Minority Business Resources Department. Second low bidder information is provided.

SECOND BIDDER – R.S. Ellis, Inc. dba Southwest Corporation, Austin, TX \$171,300  
53.23% NON M/WBE prime participation; 1.20% African American; 0.00% Hispanic; 0.00% Native/Asian; 0.18% WBE; 45.39% Non M/WBE subcontractor participation.



**SITE**

**S I T E   L O C A T I O N   M A P**

**AGENDA**



**Recommendation for Council Action**

Austin City Council	<b>Item ID</b>	62616	<b>Agenda Number</b>	<ITEM_OUTLINE>
---------------------	----------------	-------	----------------------	----------------

<b>Meeting Date:</b>	09/12/2016	<b>Department:</b>	Budget
----------------------	------------	--------------------	--------

**Subject**

Approve a resolution declaring the City of Austin's official intent to reimburse itself from revenue bonds in an amount not to exceed \$178,378,142 for Austin-Bergstrom International Airport improvements.

**Amount and Source of Funding**

Up to \$178,378,142 in Revenue Bonds to be issued.

**Fiscal Note**

A fiscal note is not required.

<b>Purchasing Language:</b>	
<b>Prior Council Action:</b>	
<b>For More Information:</b>	David Arthur, Financial Assistant Director, 530-6688; Ed Van Eenoo, Deputy Chief Financial Officer, 974-2638.
<b>Council Committee, Boards and Commission Action:</b>	To be reviewed by the Airport Advisory Commission on September 13, 2016.
<b>MBE / WBE:</b>	
<b>Related Items:</b>	

**Additional Backup Information**

The Aviation Department requests approval, in accordance with Federal Treasury Regulations, of an Official Declaration of Intent to Reimburse construction and other related costs of improvements to Austin-Bergstrom International Airport (ABIA) Improvements.

For the City to spend money today, but reimburse itself from the issuance of debt obligations in the future, an inducement resolution is required by state and federal law. The resolution must contain certain information and is generally reviewed by bond counsel to protect the tax-exempt status of the future issuance. The resolution must be passed not more than 60 days after the date that the cost to be reimbursed is paid. Failure to adopt a qualified declaration of official intent will prohibit the City from reimbursing the cost with the proceeds of tax exempt obligations. Reimbursement bonds generally must be issued 18 months after the later of, the date the expenditure was made, or the date that the project, with respect to which the expenditure was made, is placed in service.

**AGENDA**



**Recommendation for Council Action**

Austin City Council	<b>Item ID</b>	62801	<b>Agenda Number</b>	<ITEM_OUTLINE>
---------------------	----------------	-------	----------------------	----------------

<b>Meeting Date:</b>	10/6/2016	<b>Department:</b>	Aviation
----------------------	-----------	--------------------	----------

**Subject**

Approve a resolution authorizing acceptance of grants from the Federal Aviation Administration, the Department of Homeland Security, and other state and federal agencies to the City of Austin, Department of Aviation, for Austin-Bergstrom International Airport for Fiscal Year 2016-2017 in an amount not to exceed \$30,000,000.

**Amount and Source of Funding**

Grant reimbursement will apply to projects in the Fiscal Year 2016-2017 Approved Capital and/or Operating Budgets of the Aviation Department. Grant funds will be placed in the Airport Capital Fund, the ABIA Improvement Funds and/or the ABIA Operating Fund.

**Fiscal Note**

There is no unanticipated fiscal impact. A fiscal note is not required. The General Fund will not be required to contribute to this grant.

<b>Purchasing Language:</b>	
<b>Prior Council Action:</b>	
<b>For More Information:</b>	David Arthur, Assistant Director and Chief Financial Officer, (512) 530-6688.
<b>Council Committee, Boards and Commission Action:</b>	To be reviewed by the Airport Advisory Commission on September 13, 2016.
<b>MBE / WBE:</b>	
<b>Related Items:</b>	

**Additional Backup Information**

Approval of this request will allow the City Manager or the Executive Director of the Department of Aviation to execute the grants offered by the Federal Aviation Administration, the Department of Homeland Security, and other state and federal agencies to Austin-Bergstrom International Airport during Fiscal Year 2016-2017. This will allow the City to be in a position to quickly accept and execute grant offers as they are made available.

Grant Amounts, as they may become available, would fund terminal area improvements, noise mitigation, airfield improvements, and security related projects at Austin-Bergstrom International Airport and reduce the need to utilize airport-generated capital. Grant funding may also reimburse operating expenses.

**AGENDA**



**Recommendation for Council Action (Purchasing)**

Austin City Council	Item ID:	62780	Agenda Number	<ITEM_OUTLINE>
---------------------	----------	-------	---------------	----------------

Meeting Date:	October 6, 2016
---------------	-----------------

Department:	Purchasing
-------------	------------

Subject

Authorize negotiation and execution of a 12-month contract with BRYMER COMMUNICATION SERVICES, LLC, DBA BRYCOMM, LLC, or one of the other qualified offerors to Request For Proposals PAX0135, to provide cabling infrastructure maintenance and repair services, in an amount not to exceed \$350,000, with four 12-month extension options in an amount not to exceed \$350,000 per extension option, for a total contract amount not to exceed \$1,750,000.

Amount and Source of Funding

Funding of \$224,040 is available in the Fiscal Year 2016-2017 Operating Budget and funding of \$125,960 is available in the CIP budget of the Aviation Department. Funding for the remaining extension options is contingent upon available funding in future budgets.

Fiscal Note

A fiscal note is attached.

<b>Purchasing Language:</b>	The Purchasing Office issued a Request for Proposals (RFP) PAX0135 for these goods and services on May 30, 2016 and it closed on June 23, 2016 with two offers received. The recommended offer is the best-evaluated offer submitted by a responsible offeror. Additional information on the solicitation is included below the line. The recommended offeror is the current provider for these goods and services.
-----------------------------	---------------------------------------------------------------------------------------------------------------------------------------------------------------------------------------------------------------------------------------------------------------------------------------------------------------------------------------------------------------------------------------------------------------------

<b>Prior Council Action:</b>	
------------------------------	--

<b>For More Information:</b>	Sai Xoomsai Purcell, Senior Buyer Specialist, 512-974-3058
------------------------------	------------------------------------------------------------

<b>Boards and Commission Action:</b>	September 13, 2016 - To be reviewed by the Airport Advisory Commission.
--------------------------------------	-------------------------------------------------------------------------

<b>Related Items:</b>	
-----------------------	--

<b>MBE / WBE:</b>	This solicitation was reviewed for subcontracting opportunities in accordance with City Code Chapter 2-9C Minority Owned and Women Owned Business Enterprise Procurement Program and subcontractor goals were applied to the solicitation. The subcontracting goals were met and the resulting contract will include 3.47% MBE and 1.73% WBE participation.
-------------------	-------------------------------------------------------------------------------------------------------------------------------------------------------------------------------------------------------------------------------------------------------------------------------------------------------------------------------------------------------------

Additional Backup Information

The contract is needed to provide on-site and on-call maintenance, repairs, and warranty support of the structured cabling system for the Austin-Bergstrom International Airport (Airport). The Contractor will provide installation, termination, testing, rehabilitation, maintenance, repair, and warranty services for indoor and outdoor cabling system inclusive of all changes pertaining to the cable plant, circuit troubleshooting and provisioning, performing cable management system updates to reflect changes performed, testing to ensure end to end connectivity, maintenance of telecommunications pathways and spaces, and system warranty work. This Airport cabling system is covered under the 25-year "Symphony-Certified" warranty program initiated in August 1999 and administered by TE Connectivity program and Corning Inc. The Contractor is an authorized vendor to perform on this structured cabling system and will be able to comply with the requirements established through the warranty program.

The Aviation Department and all airport tenants utilize the shared cable communications infrastructure for interconnectivity requirements throughout the campus. With increasing flight activity from multiple airlines and the additional international service at the Airport, the expansion of the infrastructure is necessary for the airport to efficiently operate. This contract for on-site support is crucial for maintaining infrastructure and to keep up with the request for cabling services in a timely manner.

An evaluation team with expertise in this area evaluated the offers and scored Brymer Communication Services LLC dba Brycomm, LLC. as the best to provide these services based on price, project concept and solutions proposed, project management and approach, prior experience, references and personnel, and local business presence.

This request allows for the development of a contract with a qualified offeror that Council selects. If the City is unsuccessful in negotiating a satisfactory contract with the selected offeror, negotiations will cease with that provider. Staff will return to Council so Council may select another qualified offeror and authorize contract negotiations with this provider.

A complete solicitation package, including a response list, is on file in the City's Purchasing Office and is available on the City's Financial Services Austin Finance Online website. Link: [Solicitation Documents](#)

<b>BRYMER COMMUNICATION SERVICES, LLC dba BRYCOMM, LLC</b>				
	<b># months</b>	<b>Contract Amount</b>	<b>Contract Amendment</b>	<b>Revised Amount</b>
Original Term	12	\$ 350,000	n/a	n/a
Extension Option 1	12	\$ 350,000	n/a	n/a
Extension Option 2	12	\$ 350,000	n/a	n/a
Extension Option 3	12	\$ 350,000	n/a	n/a
Extension Option 4	12	\$ 350,000	n/a	n/a
<b>TOTAL</b>	<b>60</b>	<b>\$ 1,750,000</b>	<b>\$ -</b>	<b>\$ -</b>

### **M/WBE Summary**

Subcontractor participation goals stated in the solicitation were 3.47% MBE and 1.73% WBE. The recommended firm's M/WBE Compliance Plan met the goals and was approved by the Small and Minority Business Resources Department.

<b><u>NON - MBE/WBE TOTAL - PRIME</u></b>	<b><u>94.8%</u></b>
Brymer Communication Services, LLC	94.8%
<b><u>MBE TOTAL - SUBCONTRACTOR</u></b>	<b><u>3.47%</u></b>
<b><u>African American Total – Subcontractor</u></b>	<b><u>3.47%</u></b>
(MB) EAR Telecommunications, LLC (Telecommunication Services)	3.47%
<b><u>WBE TOTAL – SUBCONTRACTOR</u></b>	<b><u>1.73%</u></b>
CR Electric & Supply, LLC. (Janitorial/custodial services)	1.73%

**EVALUATION MATRIX**  
**Cabling Infrastructure Maintenance and Repair Services**  
**RFP PAX0135**

<b>EVALUATION FACTORS</b>	<b># Possible Points</b>	<b>BRYMER COMMUNICATION SERVICES, LLC. dba BRYCOMM</b>	<b>TITUS SYSTEMS, LP.</b>
<b>Project Concept and Solutions</b>	20.00	14.00	11.30
<b>Project Management and Approach</b>	10.00	7.00	6.00
<b>Prior Experience, References and Personnel</b>	25.00	19.30	18.30
<b>Local Business Presence</b>	10.00	10.00	0.00
<b>Cost</b>	35.00	35.00	32.80
<b>Total</b>	<b>100.00</b>	<b>85.30</b>	<b>68.40</b>

As per Section 252.049 of the Local Government Code, contents of a proposal shall remain confidential until a contract is awarded. Therefore, the matrix will include points awarded for price, but exact pricing will not be disclosed.



## AGENDA



## Recommendation for Council Action (Purchasing)

Austin City Council

Item ID:

62979

Agenda Number

&lt;ITEM\_OUTLINE&gt;

Meeting Date:

October 6, 2016

Department:

Purchasing

## Subject

Authorize negotiation and execution of a contract with AIRPORT & AVIATION PROFESSIONALS, INC. DBA AVAIR PROS, to provide airline technical representation services, in an amount not to exceed \$86,600.

## Amount and Source of Funding

Funding is available in the Fiscal Year 2016-2017 Capital Budget of the Aviation Department.

## Fiscal Note

A fiscal note is attached.

Purchasing Language:

Professional Services

Prior Council Action:

For More Information:

Monica McClure, Corporate Contract Administrator, 512-974-1714

Boards and Commission Action:

September 13, 2016 – To be reviewed by the Austin Airport Advisory Committee.

Related Items:

MBE / WBE:

This procurement was reviewed for subcontracting opportunities in accordance with City Code Chapter 2-9C Minority Owned and Women Owned Business Enterprise Procurement Program. For the services required for this procurement, there were insufficient subcontracting opportunities; therefore, no subcontracting goals were established.

## Additional Backup Information

The contract will provide airline technical representation, data collection, design review, and communication with third-party airlines regarding the Austin-Bergstrom International Airport (ABIA) terminal/apron expansion and improvements.

The Contractor will communicate to the airline companies operating at ABIA on the terminal expansion project, and provide airline industry support to assist and advise the airlines in identifying any areas of possible concern. The Contractor will facilitate a resolution to address issues confronting the industry during the construction phase of the ABIA terminal/apron expansion, and provide project information to the airlines.

ABIA is currently proceeding with a major capital program that includes: a concourse expansion with internationally capable gates; apron expansion; and existing terminal improvements. The Contractor will serve as a liaison between

the ABIA project manager, other ABIA staff, and the airlines. During the design and initial construction phase of the new terminal, the Contractor will identify and advise ABIA of any potential impacts to airline operations and minimize disruption to airport operations.

If this contract is not executed; airline operations, the construction project schedule, scope and budget may be impacted.