



Airport Advisory Commission

REGULAR MEETING MINUTES

September 13, 2016

The Airport Advisory Commission convened in a regular meeting on September 13, 2016, at 2716 Spirit of Texas Drive, in Room 174-A in Austin, Texas.

Board Members in Attendance:

Ernest Saulmon, Chair	Teddy McDaniel III, Vice Chair	Stephanie Trinh, Secretary
Greg Anderson	John Walewski	Mike Rodriguez
Sam Sargent	Vicky Sepulveda	

Board Members Absent:

Luke Legate	Alex Reyna
-------------	------------

Staff in Attendance:

Dave Arthur, Susana Carbajal, Royce Traywick, Janice White, Francisco “Kiko” Garza, Lyn Estabrook, Phillip Bays, Rohini Kumarage, Garrett Cox

Others Present:

Chris Coons – CP&Y
John Fuller – AECOM
Tex Schmidt – Jacobs
Grayson Cox – KSA

Welcome & Call the Meeting to Order:

Ernest Saulmon called the meeting to order at 5:00 p.m.

1. CITIZENS COMMUNICATIONS:

None.

2. APPROVAL OF MINUTES – August 9, 2016

Motion to approve the minutes. Motion made by Sam Sargent and seconded by Mike Rodriguez. Motion passed 7-0-0-3 (Commission Members Luke Legate, Teddy McDaniel, III, and Alex Reyna were absent at this vote).

3. STAFF BRIEFING, REPORTS AND PRESENTATIONS

- a) Finance & Operations Reports for Fiscal Year 2016 to date.
- b) Highlights of the 2017 Proposed Aviation Budget.

Teddy McDaniel, III arrived at 5:07 p.m.

- c) Planning & Engineering Capital Improvement Project Monthly Status Reports.
- d) Airport Tenant Updates.
- e) Ground Transportation Staging Area (GTSA) Transactions Report for August 2016.
- f) Transportation Network Companies (TNCs) Airport Transactions to date.
- g) Summary of library services at other North American Airports.

4. FOR RECOMMENDATION

- a) Authorize award and execution of a construction contract with TOTAL DEMOLITION, INC., for the Demolish Buildings and Fence project in the amount of \$97,000 plus a \$9,700 contingency, for a total contract amount not to exceed \$106,700.

Motion to approve the minutes. Motion made by Mike Rodriguez and seconded by Vicky Sepulveda. Motion passed 8-0-0-2 (Commission Members Luke Legate and Alex Reyna were absent at this vote).

- b) Approve a resolution declaring the City of Austin's official intent to reimburse itself from revenue bonds in an amount not to exceed \$178,378,142 for Austin-Bergstrom International Airport improvements.

Motion to approve the minutes. Motion made by Teddy McDaniel, III and seconded by Sam Sargent. Motion passed 8-0-0-2 (Commission Members Luke Legate and Alex Reyna were absent at this vote).

- c) Approve a resolution authorizing acceptance of grants from the Federal Aviation Administration, the Department of Homeland Security, and other state and federal agencies to the City of Austin, Department of Aviation, for Austin-Bergstrom International Airport for Fiscal Year 2016-2017 in an amount not to exceed \$30,000,000.

Motion to approve the minutes. Motion made by Mike Rodriguez and seconded by Stephanie Trinh. Motion passed 8-0-0-2 (Commission Members Luke Legate and Alex Reyna were absent at this vote).

d) Authorize negotiation and execution of a 12-month contract with BRYMER COMMUNICATION SERVICES, LLC, DBA BRYCOMM, LLC, or one of the other qualified offers to Request For Proposals PAX0135, to provide cabling infrastructure maintenance and repair services, in an amount not to exceed \$350,000, with four 12-month extension options in an amount not to exceed \$350,000 per extension option, for a total contract amount not to exceed \$1,750,000.

Motion to approve the minutes. Motion made by Sam Sargent and seconded by Vicky Sepulveda. Motion passed 8-0-0-2 (Commission Members Luke Legate and Alex Reyna were absent at this vote).

e) Authorize negotiation and execution of a contract with AIRPORT & AVIATION PROFESSIONALS, INC. DBA AVAIR PROS, to provide airline technical representation services, in an amount not to exceed \$86,600.

Motion to approve the minutes. Motion made by Ernie Saulmon and seconded by Mike Rodriguez. Motion passed 8-0-0-2 (Commission Members Luke Legate and Alex Reyna were absent at this vote).

5. NEW BUSINESS

a) None.

6. OLD BUSINESS (updates)

Authorize the use of the Competitive Sealed Proposal procurement methodology for the solicitation of construction improvements of the Austin-Bergstrom International Airport Terminal Facility Upper Level Embankment Repairs Project. **[Item went before City Council on August 18, 2016 and passed.]**

Authorize negotiation and execution of an amendment to a reimbursement agreement with Austin-Bergstrom Landhost Enterprises, Inc. for atrium and heating, ventilating, and air conditioning system (HVAC) repairs to the Airport Hilton Hotel located at Austin-Bergstrom International Airport in the amount not to exceed \$3,000,000. **[Item went before City Council on August 18, 2016 and passed.]**

Authorize negotiation and execution of an agreement with Austin-Bergstrom Landhost Enterprises, Inc. (ABLE), Austin-Bergstrom Acquisition LLC(ABA), and UMB Bank, N.A. for the refinancing of ABLE's debt and the funding and performance of certain repairs to the Airport Hilton Hotel located at Austin-Bergstrom International Airport in an amount not to exceed \$3,000,000. **[Item went before City Council on August 18, 2016 and passed.]**

Authorize negotiation and execution of change order #33 to the design-build contract with HENSEL PHELPS CONSTRUCTION COMPANY, for the Austin-Bergstrom International Airport Terminal East Infill in the amount of \$800,000, for a total contract amount not to exceed

\$69,350,000. [Item was postponed during the August 9, 2016 Airport Advisory Commission Meeting.]

Authorize negotiation and execution of an amendment to the professional services agreement with CDM SMITH, INC., to extend the term of the Austin-Bergstrom International Airport Environmental and Engineering Services contract for an estimated period of two additional years or until authorized funding is expended, at no additional cost to the City, for a total contract amount not to exceed \$1,050,000. **[Item went before City Council on September 1, 2016 and passed.]**

7. FUTURE AGENDA ITEMS

Date of next meeting: October 11, 2016.

ADJOURNMENT.

Meeting was adjourned at 6:21 p.m.

CITY OF AUSTIN
AUSTIN-BERGSTROM INTERNATIONAL AIRPORT
Airport Operating Fund 5070
Income Statement - For Internal Use Only
Fiscal Year to Date for 11 Month(s) ended August 31, 2016

	Amended Budget	Budget Annualized 11 month(s)	Year to Date w/ Encumb	Y-T-D Variance Fav (Unfav)	Y-T-D % Variance Fav (Unfav)
REVENUE					
AIRLINE REVENUE					
Landing Fees	24,670,000.00	22,614,166.67	22,171,520.12	(442,646.55)	(2.0%)
Terminal Rental & Other Fees	33,146,000.00	30,383,833.33	29,539,694.39	(844,138.94)	(2.8%)
TOTAL AIRLINE REVENUE	57,816,000.00	52,998,000.00	51,711,214.51	(1,286,785.49)	(2.4%)
NON-AIRLINE REVENUE					
Parking	36,371,418.00	33,340,466.50	35,758,023.21	2,417,556.71	7.3%
Other Concessions	25,576,985.00	23,445,569.58	23,947,485.97	501,916.39	2.1%
Other Rentals and Fees	9,967,895.00	9,137,237.08	9,412,834.93	275,597.85	3.0%
TOTAL NON-AIRLINE REVENUE	71,916,298.00	65,923,273.16	69,118,344.11	3,195,070.95	4.8%
Interest Income	106,387.00	97,521.42	273,256.69	175,735.27	180.2%
TOTAL REVENUE	129,838,685.00	119,018,794.58	121,102,815.31	2,084,020.73	1.8%
OPERATING REQUIREMENTS					
Fac Mgmt, Ops and Airport Security	49,351,750.00	45,239,104.17	40,987,975.87	4,251,128.30	9.4%
Airport Planning and Development	3,113,986.00	2,854,487.17	2,116,290.50	738,196.67	25.9%
Support Services	17,604,545.00	16,137,499.59	13,772,106.28	2,365,393.31	14.7%
Business Services	12,893,847.00	11,819,359.75	11,307,144.67	512,215.08	4.3%
TOTAL OPERATING EXPENSES	82,964,128.00	76,050,450.68	68,183,517.32	7,866,933.36	10.3%
Debt Service					
GO Debt Service Fund	26,305.00	24,112.92	24,112.91	0.01	0.0%
2013A Revenue Refunding Bonds	14,950,651.00	13,540,971.06	13,541,001.18	(30.12)	(0.0%)
2013 Prosperity Bank Loan	3,814,225.00	3,477,516.64	3,477,349.96	166.68	0.0%
2014 Bond Issuance	133,022.00	107,782.31	107,782.06	0.25	0.0%
2016 Bond Issuance	3,850,949.00	3,298,199.44	0.00	3,298,199.44	100.0%
2005 Variable rate Notes (Swap)	12,244,805.00	11,363,960.65	11,089,903.00	274,057.65	2.4%
2005 Variable rate Notes Fees	1,380,184.00	1,267,054.17	1,271,361.87	(4,307.70)	(0.3%)
PFC Debt Service Funding	(12,843,479.00)	(11,756,087.58)	(11,647,241.89)	(108,845.69)	(0.9%)
TOTAL Net Debt Service	23,556,662.00	21,323,509.61	17,864,269.09	3,459,240.52	16.2%
OTHER REQUIREMENTS					
Workers' Compensation	424,869.00	389,463.25	389,469.00	(5.75)	(0.0%)
Citywide Administrative Support	3,786,716.00	3,471,156.33	3,471,156.00	0.33	0.0%
Communications & Technology Mgmt	1,248,165.00	1,144,151.25	1,144,150.00	1.25	0.0%
Accrued Payroll	242,814.00	222,579.50	222,579.50	0.00	0.0%
Wage Adjustment Markets	29,186.00	26,753.83	0.00	26,753.83	100.0%
Liability Reserve	17,000.00	15,583.33	15,583.33	0.00	0.0%
Operating Reserve	1,922,900.00	1,762,658.33	1,762,658.33	0.00	0.0%
CTECC	138,767.00	127,203.08	127,202.00	1.08	0.0%
Trunked Radio Allocation	114,693.00	105,135.25	105,133.00	2.25	0.0%
TOTAL OTHER REQUIREMENTS	7,925,110.00	7,264,684.15	7,237,931.16	26,752.99	0.4%
TOTAL REQUIREMENTS	114,445,900.00	104,638,644.44	93,285,717.57	11,352,926.87	10.8%
EXCESS (DEFICIT) OF TOTAL AVAILABLE FUNDS OVER TOTAL REQUIREMENTS	15,392,785.00	14,380,150.14	27,817,097.74	13,436,947.60	93.4%
ENPLANEMENTS					
	Passengers	% Inc/(Dec)			
Aug, 2016 (Month over Month)	512,141	-0.90%			
Aug, 2016 - Year-to-Date	5,676,483	6.87%			

**CITY OF AUSTIN
AUSTIN-BERGSTROM INTERNATIONAL AIRPORT
INCOME STATEMENT COMPARISON THIS YEAR VS. LAST YEAR**

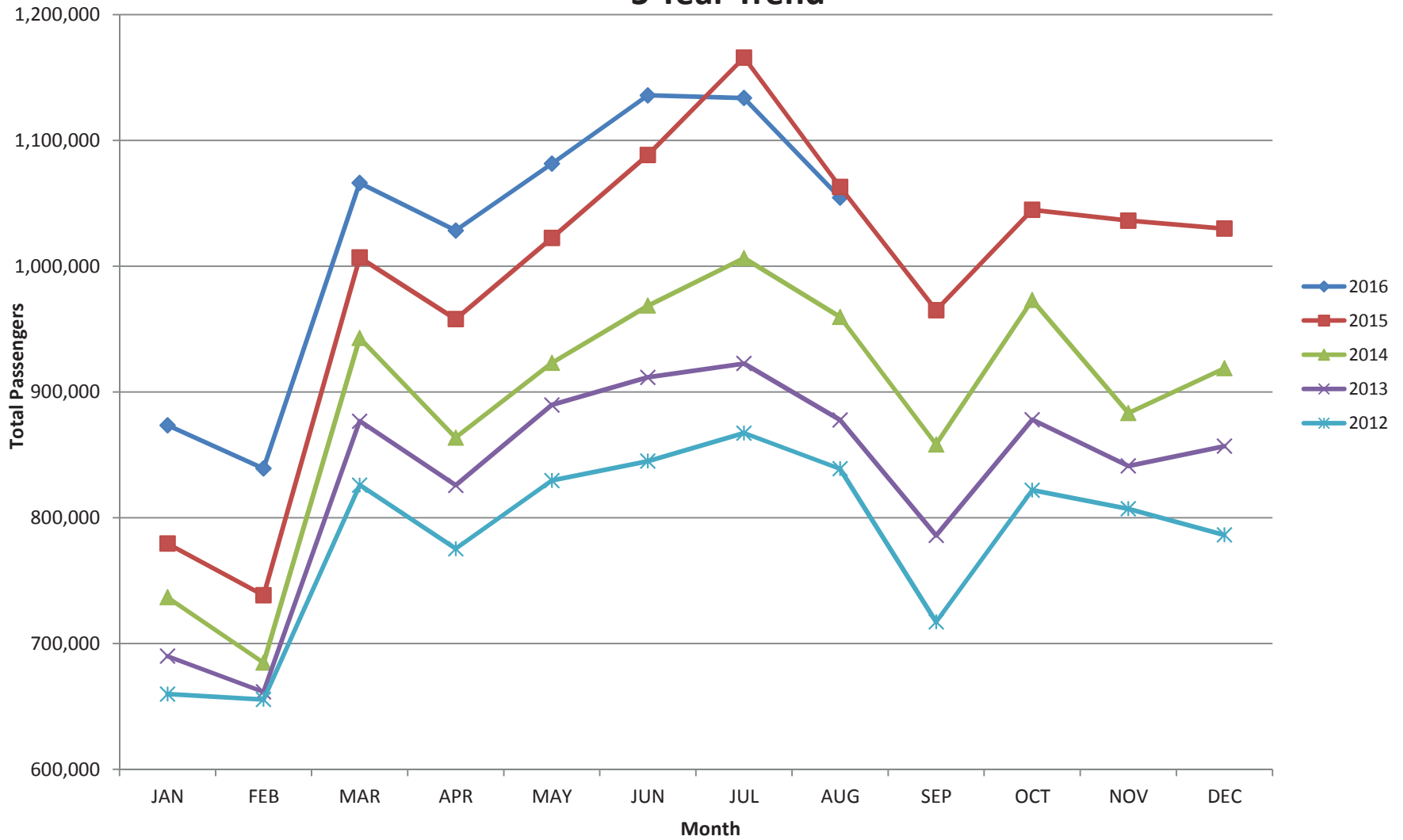
**This month - This Year vs. Last Year
FY16 (Aug 16) vs FY15 (Aug 15)**

**Fiscal YTD - This Year vs. Last Year
FY16 (Oct 15 - Aug 16) vs FY15 (Oct 14 - Aug 15)**

	FY16 Aug-16	FY15 Aug-15	Fav (Unfav) \$ Variance	Fav (Unfav) % Variance	FY16 YTD Aug-16	FY15 YTD Aug-15	Fav (Unfav) \$ Variance	Fav (Unfav) % Variance
<u>Airline Revenue</u>								
Landing Fees	2,132,409.34	2,238,166.81	(105,757.47)	(4.7%)	22,171,520.12	22,380,835.60	(209,315.48)	(0.9%)
Terminal Rental & Other Fees	2,232,837.52	2,512,454.75	(279,617.23)	(11.1%)	29,539,694.39	25,701,524.91	3,838,169.48	14.9%
Total Airline Revenue	4,365,246.86	4,750,621.56	(385,374.70)	(8.1%)	51,711,214.51	48,082,360.51	3,628,854.00	7.5%
<u>Non-Airline Revenue</u>								
Parking	3,729,727.42	3,641,078.16	88,649.26	2.4%	35,758,023.21	33,281,943.05	2,476,080.16	7.4%
Food/Beverage & Retail	846,133.38	830,942.76	15,190.62	1.8%	9,476,855.60	8,468,528.57	1,008,327.03	11.9%
Rental Car	1,030,760.06	1,132,679.86	(101,919.80)	(9.0%)	12,252,444.19	12,314,585.41	(62,141.22)	(0.5%)
Advertising	135,745.50	125,898.51	9,846.99	7.8%	1,436,524.96	1,374,749.84	61,775.12	4.5%
Ads Barter Revenue	0.00	0.00	0.00	N/A	40,000.00	0.00	40,000.00	N/A
Other Concessions	65,349.65	61,137.76	4,211.89	6.9%	741,661.22	666,024.75	75,636.47	11.4%
Other Rentals and Fees	806,308.18	647,716.64	158,591.54	24.5%	9,412,834.93	7,179,668.92	2,233,166.01	31.1%
Total Non-Airline Revenue	6,614,024.19	6,439,453.69	174,570.50	2.7%	69,118,344.11	63,285,500.54	5,832,843.57	9.2%
Interest Income	43,625.08	15,532.77	28,092.31	180.9%	273,256.69	121,699.61	151,557.08	124.5%
Total Operating Revenue	11,022,896.13	11,205,608.02	(182,711.89)	(1.6%)	121,102,815.31	111,489,560.66	9,613,254.65	8.6%
<u>Operating Requirements</u>								
Fac Mgmt, Ops and Airport Security	3,547,115.86	4,652,684.42	1,105,568.56	23.8%	40,987,975.87	38,858,030.55	(2,129,945.32)	(5.5%)
Airport Planning and Development	180,324.17	276,229.05	95,904.88	34.7%	2,116,290.50	2,253,397.00	137,106.50	6.1%
Support Services	1,499,297.47	1,231,737.29	(267,560.18)	(21.7%)	13,772,106.28	11,124,162.80	(2,647,943.48)	(23.8%)
Business Services	1,107,242.72	1,014,077.89	(93,164.83)	(9.2%)	11,307,144.67	9,514,632.94	(1,792,511.73)	(18.8%)
Total Operating Expense	6,333,980.22	7,174,728.65	840,748.43	11.7%	68,183,517.32	61,750,223.29	(6,433,294.03)	(10.4%)
<u>Debt Service</u>								
GO Debt Service Fund	2,192.08	2,170.09	(21.99)	(1.0%)	24,112.91	23,870.92	(241.99)	(1.0%)
2013A Revenue Refunding Bonds	1,409,678.33	99,033.33	(1,310,645.00)	(1323.4%)	13,541,001.18	1,089,365.31	(12,451,635.87)	(1143.0%)
2013 Prosperity Bank Loan	336,708.33	73,333.33	(263,375.00)	(359.1%)	3,477,349.96	696,666.31	(2,780,683.65)	(399.1%)
2014 Bond Issuance	25,239.59	762.50	(24,477.09)	(3210.1%)	107,782.06	2,668.75	(105,113.31)	(3938.7%)
2005 Variable rate Notes (Swap)	876,591.00	2,011,774.00	1,135,183.00	56.4%	11,089,903.00	22,691,662.49	11,601,759.49	51.1%
2005 Variable rate Notes Fees	115,381.88	125,693.66	10,311.78	8.2%	1,271,361.87	1,378,380.22	107,018.35	7.8%
PFC Debt Service Funding	(1,087,080.29)	(956,002.85)	131,077.44	13.7%	(11,647,241.89)	(10,753,743.05)	893,498.84	8.3%
Total Debt Service	1,678,710.92	1,356,764.06	(321,946.86)	(23.7%)	17,864,269.09	15,128,870.95	(2,735,398.14)	(18.1%)
<u>Other Requirements</u>								
Workers' Compensation	35,400.00	42,180.00	6,780.00	16.1%	389,469.00	463,982.00	74,513.00	16.1%
Citywide Administrative Support	315,560.00	255,648.00	(59,912.00)	(23.4%)	3,471,156.00	2,812,128.00	(659,028.00)	(23.4%)
Communications & Technology Mgmt	104,015.00	115,315.00	11,300.00	9.8%	1,144,150.00	1,268,471.00	124,321.00	9.8%
Accrued Payroll	20,234.50	8,176.09	(12,058.41)	(147.5%)	222,579.50	89,936.92	(132,642.58)	(147.5%)
Operating Reserve	160,241.66	105,570.75	(54,670.91)	(51.8%)	1,762,658.33	1,161,278.25	(601,380.08)	(51.8%)
CTECC	11,565.00	12,031.00	466.00	3.9%	127,202.00	132,344.00	5,142.00	3.9%
Trunked Radio Allocation	9,560.00	9,045.00	(515.00)	(5.7%)	105,133.00	99,481.00	(5,652.00)	(5.7%)
Liability Reserve	1,416.66	1,416.66	0.00	0.0%	15,583.33	15,583.33	0.00	0.0%
Total Other Requirements	657,992.82	549,382.50	(108,610.32)	(19.8%)	7,237,931.16	6,043,204.50	(1,194,726.66)	(19.8%)
Total Requirements	8,670,683.96	9,080,875.21	410,191.25	4.5%	93,285,717.57	82,922,298.74	(10,363,418.83)	(12.5%)
SURPLUS (DEFICIT) OF TOTAL AVAILABLE FUNDS OVER TOTAL REQUIREMENTS	\$ 2,352,212.17	\$ 2,124,732.81	\$ 227,479.36	10.7%	\$ 27,817,097.74	\$ 28,567,261.92	\$ (750,164.18)	(2.6%)

AUSTIN PASSENGER TRAFFIC

5 Year Trend



Austin-Bergstrom International Airport

Aviation Activity Report

Calendar Year 2016 vs 2015

	08/2016	08/2015	Percent Change	01/2016 - 08/2016	01/2015 - 08/2015	Percent Change
Passenger Activity						
Domestic Enplaned Revenue	489,422	494,989	-1.12	3,924,725	3,740,667	4.92
Domestic Deplaned Revenue	517,505	522,734	-1.00	3,917,883	3,734,004	4.92
International Enplaned Revenue	8,620	8,288	6.91	78,367	79,390	-0.99
International Deplaned Revenue	10,810	9,667	14.11	82,635	79,958	3.15
Domestic Enplaned Non-Revenue	12,581	12,220	2.95	89,721	88,741	1.10
Domestic Deplaned Non-Revenue	12,074	11,864	1.77	90,742	86,190	5.28
International Enplaned Non-Revenue	92	68	35.29	670	631	6.18
International Deplaned Non-Revenue	123	62	98.39	680	565	20.35
Intl Enplaned Pre-Cleared Revenue	1,395	1,175	18.72	12,667	5,432	133.19
Intl Deplaned Pre-Cleared Revenue	1,811	1,859	-2.58	14,078	6,459	117.96
Intl Enplaned Pre-Cleared Non-Revenue	31	29	6.90	224	85	163.53
Intl Deplaned Pre-Cleared Non-Revenue	32	42	-23.81	247	89	177.53
Passenger Totals	1,054,496	1,062,997	-0.80	8,212,639	7,822,211	4.99
<i>Enplaned Passenger Totals</i>	<i>512,141</i>	<i>516,769</i>	<i>-0.90</i>	<i>4,106,374</i>	<i>3,914,946</i>	<i>4.89</i>
<i>Deplaned Passenger Totals</i>	<i>542,355</i>	<i>546,228</i>	<i>-0.71</i>	<i>4,106,265</i>	<i>3,907,265</i>	<i>5.09</i>
<i>Domestic Passenger Totals</i>	<i>1,031,582</i>	<i>1,041,807</i>	<i>-0.98</i>	<i>8,023,071</i>	<i>7,649,602</i>	<i>4.88</i>
<i>International Passenger Totals</i>	<i>22,914</i>	<i>21,190</i>	<i>8.14</i>	<i>189,568</i>	<i>172,609</i>	<i>9.83</i>

CURRENT PASSENGER RECORD = 1,165,811 RECORD SET = JULY 2015

Aircraft Operations

Air Carrier	9,223	10,138	-9.03	76,046	75,672	0.49
Commuter & Air Taxi	1,953	1,130	72.83	10,605	9,947	6.62
Military	991	954	3.88	7,119	5,547	28.34
General Aviation						
Itinerant	3,484	4,045	-13.87	31,683	32,483	-2.46
Local	168	444	-62.16	1,762	2,533	-30.44
Total G.A.	3,652	4,489	-18.65	33,445	35,016	-4.49
Total Operations	15,819	16,711	-5.34	127,215	126,182	0.82

Austin-Bergstrom International Airport

Aviation Activity Report

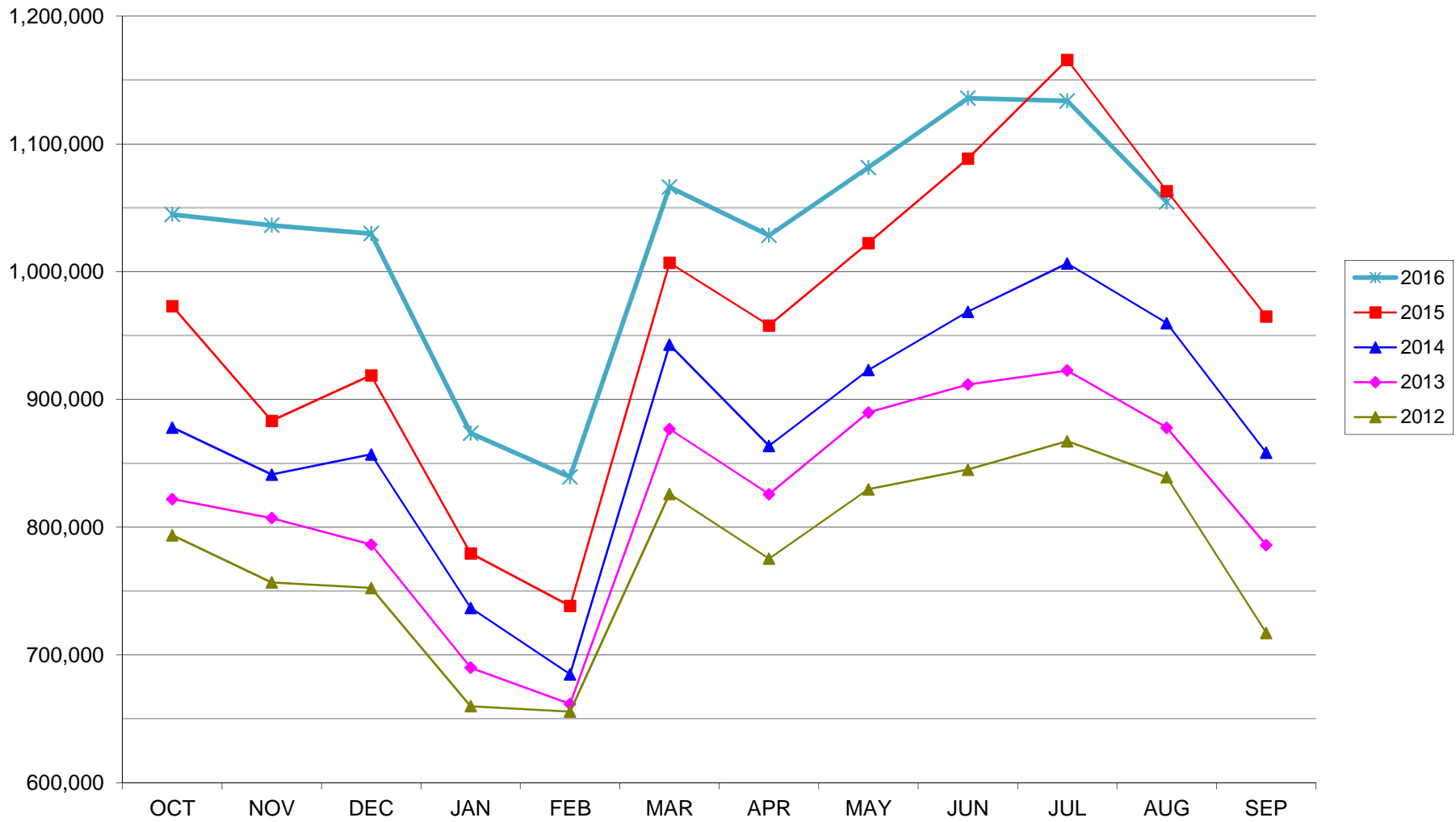
Calendar Year 2016 vs 2015

<u>Cargo Activity</u>	08/2016	08/2015	Percent Change	01/2016 - 08/2016	01/2015 - 08/2015	Percent Change
Mail						
Domestic Enplaned Mail	141,804	232,308	-38.96	1,018,794	1,654,134	-38.41
Domestic Deplaned Mail	286,354	319,569	-10.39	1,778,362	2,433,397	-26.92
International Enplaned Mail	0	0	0.00	0	0	0.00
International Deplaned Mail	0	0	0.00	2	0	0.00
Mail Totals	428,158	551,877	-22.42	2,797,158	4,087,531	-31.57
Cargo						
Domestic Enplaned Cargo	4,962,333	5,058,185	-1.89	40,100,600	40,574,344	-1.17
Domestic Deplaned Cargo	6,965,728	4,901,938	42.10	51,078,134	39,471,181	29.41
International Enplaned Cargo	417,013	225,423	84.99	3,059,984	4,007,695	-23.65
International Deplaned Cargo	179,091	138,730	29.09	2,283,256	2,468,953	-7.52
Cargo Totals	12,524,165	10,324,276	21.31	96,521,974	86,522,173	11.56
Belly Freight						
Domestic Enplaned Belly Freight	237,143	189,961	24.84	1,905,868	2,042,994	-6.71
Domestic Deplaned Belly Freight	447,257	416,056	7.50	3,736,193	3,831,046	-2.48
International Enplaned Belly Freight	91,740	178,174	-48.51	1,229,755	2,389,425	-48.53
International Deplaned Belly Freight	472,562	211,528	123.40	3,875,935	2,974,368	30.31
Belly Freight Totals	1,248,702	995,719	25.41	10,747,751	11,237,833	-4.36
Cargo Totals (Mail, Cargo, Belly Freight)	14,201,025	11,871,872	19.62	110,066,883	101,847,537	8.07
<i>Enplaned Cargo Totals</i>	<i>5,850,033</i>	<i>5,884,051</i>	<i>-0.58</i>	<i>47,315,001</i>	<i>50,668,592</i>	<i>-6.62</i>
<i>Deplaned Cargo Totals</i>	<i>8,350,992</i>	<i>5,987,821</i>	<i>39.47</i>	<i>62,751,882</i>	<i>51,178,945</i>	<i>22.61</i>
<i>Domestic Cargo Totals</i>	<i>13,040,619</i>	<i>11,118,017</i>	<i>17.29</i>	<i>99,617,951</i>	<i>90,007,096</i>	<i>10.68</i>
<i>International Cargo Totals</i>	<i>1,160,406</i>	<i>753,855</i>	<i>53.93</i>	<i>10,448,932</i>	<i>11,840,441</i>	<i>-11.75</i>

CURRENT CARGO RECORD = 40,215,518

RECORD SET = MARCH 2001

AUSTIN PASSENGER TRAFFIC 5 Year Trend



Austin-Bergstrom International Airport

Aviation Activity Report

Fiscal Year 2016 vs 2015

	08/2016	08/2015	Percent Change	10/2015 - 08/2016	10/2014 - 08/2015	Percent Change
<u>Passenger Activity</u>						
Domestic Enplaned Revenue	489,422	494,989	-1.12	5,435,764	5,081,841	6.96
Domestic Deplaned Revenue	517,505	522,734	-1.00	5,399,883	5,059,748	6.72
International Enplaned Revenue	8,620	8,288	4.01	103,114	103,134	-0.02
International Deplaned Revenue	10,810	9,667	11.82	105,967	103,032	2.85
Domestic Enplaned Non-Revenue	12,581	12,220	2.95	119,631	119,936	-0.25
Domestic Deplaned Non-Revenue	12,074	11,864	1.77	120,458	115,660	4.15
International Enplaned Non-Revenue	92	68	35.29	906	917	-1.20
International Deplaned Non-Revenue	123	62	98.39	900	857	5.02
Intl Deplaned Pre-Cleared Non-Revenue	32	42	-23.81	616	89	592.13
Intl Deplaned Pre-Cleared Revenue	1,811	1,859	-2.58	19,105	6,459	195.79
Intl Enplaned Pre-Cleared Non-Revenue	31	29	6.90	609	85	616.47
Intl Enplaned Pre-Cleared Revenue	1,395	1,175	18.72	16,459	5,432	203.00
South Terminal-Intl Enplaned Revenue	0	0	0.00	0	0	0.00
South Terminal-Intl Deplaned Revenue	0	0	0.00	0	0	0.00
South Terminal-Intl Enplaned Non-Revenue	0	0	0.00	0	0	0.00
South Terminal-Intl Deplaned Non-Revenue	0	0	0.00	0	0	0.00
Passenger Totals	1,054,496	1,062,997	-0.80	11,323,412	10,597,190	6.85
<i>Enplaned Passenger Totals</i>	<i>512,141</i>	<i>516,769</i>	<i>-0.90</i>	<i>5,676,483</i>	<i>5,311,345</i>	<i>6.87</i>
<i>Deplaned Passenger Totals</i>	<i>542,355</i>	<i>546,228</i>	<i>-0.71</i>	<i>5,646,929</i>	<i>5,285,845</i>	<i>6.83</i>
<i>Domestic Passenger Totals</i>	<i>1,031,582</i>	<i>1,041,807</i>	<i>-0.98</i>	<i>11,075,736</i>	<i>10,377,185</i>	<i>6.73</i>
<i>International Passenger Totals</i>	<i>22,914</i>	<i>21,190</i>	<i>8.14</i>	<i>247,676</i>	<i>220,005</i>	<i>12.58</i>

CURRENT PASSENGER RECORD = 1,165,811 RECORD SET = JULY 2015

Aircraft Operations

Air Carrier	9,223	10,138	-9.03	105,246	102,883	2.30
Commuter & Air Taxi	1,953	1,130	72.83	14,644	14,458	1.29
Military	991	954	3.88	9,455	6,904	36.95
General Aviation						
Itinerant	3,484	4,045	-13.87	43,853	46,227	-5.14
Local	168	444	-62.16	2,704	3,285	-17.69
Total G.A.	3,652	4,489	-18.65	46,557	49,512	-5.97
Total Operations	15,819	16,711	-5.34	175,902	173,757	1.23

Austin-Bergstrom International Airport

Aviation Activity Report

Fiscal Year 2016 vs 2015

	08/2016	08/2015	Percent Change	10/2015 - 08/2016	10/2014 - 08/2015	Percent Change
<u>Cargo Activity</u>						
Mail						
Domestic Enplaned Mail	141,804	232,308	-38.96	1,709,243	2,031,086	-15.85
Domestic Deplaned Mail	286,354	319,569	-10.39	2,599,022	3,050,760	-14.81
International Enplaned Mail	0	0	0.00	0	1,103,232	-100.00
International Deplaned Mail	0	0	0.00	2	0	0.00
South Terminal-Intl Enplaned Mail	0	0	0.00	0	0	0.00
South Terminal-Intl Deplaned Mail	0	0	0.00	0	0	0.00
Mail Totals	428,158	551,877	-22.42	4,308,267	6,185,078	-30.34
Cargo						
Domestic Enplaned Cargo	4,962,333	5,058,185	-1.89	55,358,392	56,662,316	-2.30
Domestic Deplaned Cargo	6,965,728	4,901,938	42.10	67,457,649	55,935,754	20.60
International Enplaned Cargo	417,013	225,423	84.99	5,392,677	5,551,820	-2.87
International Deplaned Cargo	179,091	138,730	29.09	4,108,241	4,384,342	-6.30
South Terminal-Intl Enplaned Cargo	0	0	0.00	0	0	0.00
South Terminal-Intl Deplaned Cargo	0	0	0.00	0	0	0.00
Cargo Totals	12,524,165	10,324,276	21.31	132,316,959	122,534,232	7.98
Belly Freight						
Domestic Enplaned Belly Freight	237,143	189,961	24.84	2,685,342	2,763,061	-2.81
Domestic Deplaned Belly Freight	447,257	416,056	7.50	5,119,890	5,191,456	-1.38
International Enplaned Belly Freight	91,740	178,174	-48.51	1,793,549	3,432,936	-47.75
International Deplaned Belly Freight	472,562	211,528	123.40	5,137,770	3,654,786	40.58
South Terminal-Intl Enplaned Belly Frt	0	0	0.00	0	0	0.00
South Terminal-Intl Deplaned Belly Frt	0	0	0.00	0	0	0.00
Belly Freight Totals	1,248,702	995,719	25.41	14,736,551	15,042,239	-2.03
Cargo Totals (Mail, Cargo, Belly Freight)	14,201,025	11,871,872	19.62	151,361,777	143,761,549	5.29
<i>Enplaned Cargo Totals</i>	<i>5,850,033</i>	<i>5,884,051</i>	<i>-0.58</i>	<i>66,939,203</i>	<i>71,544,451</i>	<i>-6.44</i>
<i>Deplaned Cargo Totals</i>	<i>8,350,992</i>	<i>5,987,821</i>	<i>39.47</i>	<i>84,422,574</i>	<i>72,217,098</i>	<i>16.90</i>
<i>Domestic Cargo Totals</i>	<i>13,040,619</i>	<i>11,118,017</i>	<i>17.29</i>	<i>134,929,538</i>	<i>125,634,433</i>	<i>7.40</i>
<i>International Cargo Totals</i>	<i>1,160,406</i>	<i>753,855</i>	<i>53.93</i>	<i>16,432,239</i>	<i>18,127,116</i>	<i>-9.35</i>

CURRENT CARGO RECORD = 40,215,518

RECORD SET = MARCH 2001

**CITY OF AUSTIN
AUSTIN-BERGSTROM INTERNATIONAL AIRPORT
Outstanding Debt
August 31, 2016**

	Outstanding Debt as of August 31, 2016	Interest Rate
Fixed Rate Ref Revenue Bonds 2013 Series <i>5 Yr bonds 11/15/13-11/15/18</i>	\$ 34,368,000	1.56%
Variable Rate Swap Notes 2005 Series <i>20 Yr bonds 11/15/05-11/15/25</i>	\$ 181,925,000	4.94%
Interest - Variable rate portion		0.52%
Interest - Fixed rate portion		4.05%
Interest - LIBOR Receipt		-0.35%
Fees - LOC - JP Morgan consortium		0.62%
Fees - Remarketing		0.10%
Fixed Rate Revenue Bonds 2013 Series <i>15 Yr bonds 5/15/13-5/15/28</i>	\$ 59,120,000	2.25% *
Fixed Rate Revenue Bonds 2014 Series <i>30 Yr bonds 11/15/14-11/15/44</i> <i>Principal repayment begins 11/15/26</i>	\$ 244,495,000	4.21% *
Outstanding Debt 8/31/16	\$ 519,908,000	4.07%
Anticipated 2016 Bond Issuance <i>30 Yr bonds 5/15/17-5/15/47</i> <i>Principal repayment begins 11/15/26</i>	\$ 305,095,000	4.46%
Outstanding Debt 9/30/17	\$ 825,003,000	4.27%

* currently being funded with capitalized interest

ACI Benchmarking Survey -- FY15 Results

Airport		Hub Size	Outstanding Debt per Enplanement
Medium Size Airports			
OMA	Eppley Airfield	M	\$ 4.63
CVG	Cincinnati/Northern Kentucky International Airport	M	\$ 18.54
BNA	Nashville International Airport	M	\$ 26.29
PBI	Palm Beach International	M	\$ 28.17
CMH	Port Columbus International Airport	M	\$ 32.42
OAK	Oakland Airport International	M	\$ 41.85
SNA	John Wayne Airport	M	\$ 42.26
MCI	Kansas City International	M	\$ 42.38
BUF	Buffalo Niagara International Airport	M	\$ 55.65
PIT	Pittsburgh International	M	\$ 57.65
MKE	General Mitchell International Airport	M	\$ 61.92
RSW	Southwest Florida International Airport	M	\$ 72.34
HOU	William P Hobby	M	\$ 72.85
AUS	Austin-Bergstrom International Airport	M	\$ 92.94
SAT	San Antonio International Airport	M	\$ 116.07
RDU	Raleigh-Durham Airport Authority	M	\$ 120.15
STL	Lambert St. Louis International Airport	M	\$ 121.27
MSY	Louis Armstrong New Orleans International Airport	M	\$ 183.02
ANC	Ted Stevens Anchorage International Airport	M	\$ 186.31
SMF	Sacramento County Department of Airports	M	\$ 230.89
IND	Indianapolis International	M	\$ 268.85
SJC	Norman Y. Mineta San Jose International Airport	M	\$ 288.57
Texas Airports			
ELP	El Paso International Airport	Tx - Small	\$ 41.97
HOU	William P Hobby	Tx - Medium	\$ 72.85
IAH	George Bush Intercontinental	Tx - Large	\$ 90.41
AUS	Austin-Bergstrom International Airport	Tx - Medium	\$ 92.94
SAT	San Antonio International Airport	Tx - Medium	\$ 116.07
DFW	Dallas/Ft. Worth International Airport	Tx - Large	\$ 196.31
AUS Outstanding Debt per Enplanement Forecast			
FY 2016	Austin-Bergstrom International Airport	M	\$ 84.68
FY 2017	Austin-Bergstrom International Airport	M	\$ 126.97
FY 2018	Austin-Bergstrom International Airport	M	\$ 118.47
FY 2019	Austin-Bergstrom International Airport	M	\$ 110.37
FY 2020	Austin-Bergstrom International Airport	M	\$ 102.45

PE Monthly Report - Austin Airport Advisory Commission

Project		Subproject		Subproject Manager	Current Subproject Status Info	FDU	Expenses YTD	Spend Plan Amount - Budget - FDU Level - Current Year
5415	ABIA Terminal Improvements	ABIA Terminal Fire Protection Improvements-Phase 2	5415.056	Avila, Ben	Project in Close-Out Phase - One consultant services payment in progress - Need to confirm all FDU accounting is correct then forward OK to Close the FDU	4910 8107 3176		\$0
						4911 8107 A176		\$239,006
		Terminal Improvements 2012	5415.059	Jones, Burton	No changes.	4910 8107 3190		\$0
						4910 8107 6053		\$0
						4911 8107 A190		\$0
		Terminal East Infill Project	5415.065	Jones, Burton	The RCA to request change has been postponed until Department of Aviation can negotiate an agreement with TSA regarding payment of additional scope of work.	4910 8107 3215		\$0
						4910 8107 G215		\$0
						4911 8107 A215		\$0
						4912 8107 B060		\$0
		Records Management Implementation	5415.066	Routon, Aimee	Puchasing/CTM reviews are delaying project. Aviation continues to work with the Departments to get contract started.	4910 8107 3216		\$367,690
		Matrix Electrical Room HVAC Improvements	5415.088	Stalder, Ricky	Warranty Period	4910 8107 3253		
		Food Court Improvements	5415.095	Henson, Torrey	The first part of the trash can order is complete and shipment scheduled. This purchase should be completed by mid-Summer.	4910 8107 3265		\$0
		Wet Pipe Fire Protection System	5415.096	Robinson, Mike	Contractor has completed approximately 99% of the scope of work.	4910 8107 3266		\$0
Restrooms Renovation	5415.098	Kumarage, Rohini	Reviewing prime consultants proposals for CSP process	4910 8107 3285		\$0		
Shared Use Passenger Processing System	5415.099	Folsom-Heath, Diana	Main hold out items have been accepted. Received final invoices. Meeting to review final payment. Expect final payment processing by end of month. Ticket counter directories are still in design.	4910 8107 3283		\$0		
South Terminal FY2015	5415.106	Mercado, Robert	Appropriation pending cost estimates from project managers.	4910 8107 3310		\$0		
Upper Level Curbside Expansion Joints	5415.107	Kumarage, Rohini	Warrenty Period	4910 8107 3312		\$0		
5702	ABIA Stormwater / Environmental	Environmental Management System	5702.008	Carpenter, Kane	Open projects: helicopter noise modeling / support services to support amendments to City of Austin helicopter ordinance; updating ABIA hydrologic and hydraulic models to reflect current conditions; NEPA services: to support the terminal ramp expansion-FAA approval received in late September 2015, fuel consortium GSE fuel tanks - 3rd party project cancelled, and de-icing storage facility -FAA approval received in mid-2015; and implement an ABIA environmental records management system-project is wrapping up.	4910 8107 3151		\$0
						4910 8107 3248		\$124,945
		Stormwater Drainage Improvements	5702.011	Vonstein, Alison	On 7/26/2016 Dept. of Aviation decided to reject Maintenance Projects bids that were received 7/7/2016; and rebid the project with Channel Improvements as the Base Bid and Maintenance Projects as an Alternate. ABIA Channel Improvements will be submitted to QMD after the consultant addresses the first set of permitting review comments which were received on 8/31/2016. Some of the comments required discussion or meeting with reviewers. Additional services for design overage and for permitting was authorized as Supplemental Amendment #3 executed 8/8/2016. At the request of the Dept. of Aviation, a proposal was also submitted for drainage improvements study/assessment at the control tower, which has flooded twice in one year. This was processed as Supplemental Amendment #4 8/19/2016. If budget/funding allows, Outfalls 10 and 11 will be bid later as an additional project. The Aviation Department added Outfalls 10 and 11 as emergencies from the floods. When debris was cleared out from the floods, it was noticed that these outfalls need to be rebuilt or redefined. Schedule will be adjusted when it is determined if Outfall 10 and 11 will be included. ECAPRIS does not seem to allow input of multiple bid periods, so will try to incorporate 2 or 3 bid periods in one timeframe in the schedule.	4911 8107 A248		\$256,595
						4912 8107 C502		\$882,700
Reclaimed Water Booster Pump	5702.013	Carpenter, Kane	Project will be delivered under 3rd pary lease agreement. I would like to keep project open until project is completed which is tentatively set for mid-2016.	4910 8107 3290		\$30,756		
6000	ABIA Airside Improvements	Electronic Airport Layout Plan And Utility Mapping	6000.103	Kumarage, Rohini	Survey work continues	4910 8107 3242		\$0
6001	ABIA Landside Facility Improvements	Information Technology Master Plan	6001.072	Mercado, Robert	Final verification of Phase One & Two SUPPs installation underway as part of the ITMP scope of work.	4910 8107 3188		\$0
		ABIA Bldg 6005 Improvements-Phase II (P&E)	6001.084	Pirtle, Robert	Construction and architectural contract is complete but this project is currently providing cubicles and furnishings in some of the renovated areas for staff use.	4910 8107 3217		\$0
						4911 8107 A217	\$3,548	\$0

PE Monthly Report - Austin Airport Advisory Commission

Project		Subproject		Subproject Manager	Current Subproject Status Info	FDU	Expenses YTD	Spend Plan Amount - Budget - FDU Level - Current Year
6001	ABIA Landside Facility Improvements	Landside Roadway and Pedestrian Improvements Phase 1	6001.092	Vonstein, Alison	Council approved award and execution of construction contract 3/31/16. Construction contract was executed 4/22/16. Pre-Construction conference held 6/6/2016. NTP start date is 7/18/2016. Submittal process is almost complete; Erosion/sedimentation controls have been placed. Contractor is prepping Freight Lane for resurfacing.	4910 8107 3249		\$30,000
						4911 8107 A249		\$1,002,629
						4911 8107 A401		\$356,850
		Elevator Refurbishment Re-bid	6001.093	Kumarage, Rohini	Bids are due on 09/15/16	4911 8107 A245		\$1,003,012
		Upper Level Embankment Inspections and Repairs	6001.095	Vonstein, Alison	Issuance of the project as a CSP is scheduled for 10/17/2016, with pre-proposal meeting on 11/3/2016, and proposals due 11/30/2016. Site plan exemption has been approved. Building permit has been approved and just needs to be paid for and picked up. Street & Bridge and QMD will be involved during construction. CSD will provide inspection services. Consultant submitted an additional services request 9/21/2016 for construction phase services, re-issuance of the project as a CSP, and adding a temporary road. This proposal is under review by the Dept. of Aviation. The consultant will provide a recommendation for continued monitoring because construction will not start until after March 2017.	4910 8107 3247		\$0
						4911 8107 A247		\$0
		Central Plant - Media Fill Replacement Project	6001.098	Mercado, Robert	Project work will be completed by Hensel Phelps, contractor for the Terminal East Infill project, since they are working in the Central Plant already as a part of that project. Funding will remain with this FDU.	4911 8107 A400		\$0
		Buildings and Fence Demolition	6001.100	Vonstein, Alison	Council approval of construction contract award to Total Demolition, Inc.is scheduled for 10/6/2016, for a bid amount of \$97,000, including the solar-powered antenna Alternate and a 10% contingency, for a total proposed award amount of \$106,700.	4911 8107 A403		
		Campus HVAC Improvements	6001.102	Avery, Richard	1. Proposal for Design Services up to Bid/Award was accepted and Kick-off meeting held on 8/29/2016. 2. Architecture-Plus (AP) brought on board to improve SMBR representation, to provide drafting and QA services. AP is familiar with DOA projects. 3. Site visit held with DoA, AP and Guerra to verify background floor plans accuracy.	4911 8107 A407		\$230,377
						4911 8107 A504		\$416,714
						4912 8107 C504		\$820,766
		Drainage Easement	6001.103	Carpenter, Kane	Per Robert Henst 6/22/15 email: Waiting on final invoice to be paid.	4910 8107 3292		\$0
		Landside Roadway and Pedestrian Improvements Phase 2	6001.107	Smythe-Macaulay, David	Bus Shelter project advertised on September 12, 2016. One addendum has been issued. Bids are due back on October 6, 2016. Sidewalk plans have been resubmitted for site plan permit and design team is addressing the minor comments that were received. The final changes will be incorporated into the 100% construction documents and submitted for quality and Texas Accessibility Standard reviews.	4911 8107 A503		\$459,000
4912 8107 C500						\$469,500		
4912 8107 C501						\$394,500		
Campus Signage Improvements	6001.112	Henson, Torrey	Public Works Pm assigned scheduling meeting with Prime Consultant within next few weeks.	4912 8107 C503		\$100,000		
Parking Garage & Admin Building - West Lot A - Design & Construction	6001.114	Jones, Burton	Design is progressing. Aviation management agreed to develop the Admin Bldg immediately to the west of the parking garage being designed. Geotech borings are completed, and the report is being prepared. Survey has been completed on lots A and B, report is being formatted and sent to design team. The team is currently designing a 6,000 car parking garage.	4912 8107 C507	\$0	\$79,994,586		
Consolidated Maintenance Facility	6001.117	Chaney, Richard	Conceptual (30%) submittal was expected on 23Sep, it has been delayed. Anticipate delivery to be early October, with design review meeting to follow.	4911 8107 A509		\$0		
11222	ABIA Terminal - Apron Expansion and Improvements	Apron Expansion	11222.001	Pirtle, Robert	GMP #1 Work: 1B - De-watering continues at the De-Icing Facility so that the bottom slabs for the tanks can be constructed. The de-watering process is expected to be wrapped up by the end of October, 2016. 3A - The secure exit lanes have been operational for about a month, but are starting to experience problems. The equipment vendor is being called upon to look into the issues. 3B - Relocated Boarding Gate 4 is open and operational and the other three temporary gates are expected to be complete by the middle of October, 2016. GMP #2: 2A - Work on the Apron Expansion continues. The on-site concrete batch plant has been approved by FFA and will begin setup in October, 2016. Terracon has completed their setup on site and is almost complete with their equipment calibration. GMP #3: 3D - The GMP for this package of work is in the final stage of editing, prior to approval - which is anticipated to be mid-October, 2016. Overall, the project is going smoothly, and is on schedule.	4910 8107 3288		\$0
						4911 8107 A288		\$775,000
						4911 8107 A506		\$500,000
						4911 8107 A507		\$500,000
						4912 8107 C288		\$70,660,000
Total							\$3,548	\$159,614,626



Austin-Bergstrom
International Airport


BUSINESS DEVELOPMENT AND TENANT MANAGEMENT
Austin Airport Advisory Commission Report
October 11, 2016

Tenant Updates and Business Development Events

1. Thundercloud/Ruta Maya has opened in its new location September 23rd offering a refreshed look to a longtime airport food and beverage option. The newly renovated location now offers Thundercloud's full food and beverage offering to passengers on the west side of the terminal.
2. Allegiant has announced new non-stop service from AUS – CLE – AUS. The service will begin on February 17, 2017 with limited introductory one-way fares as low as \$44. This new year-round route will operate twice weekly. The route expands on the seven existing routes Allegiant currently operates to Austin-Bergstrom International Airport (AUS) and will bring more than 17,000 additional visitors each year to Austin.
3. Terminal Concessions RFP Update.
 - ABIA issued a Request for Proposals for Terminal Concessions on August 2, 2016 which includes 18 packages (23 locations) for the operation of various Food and Beverage and Retail venues.
 - RFP Goals and Objectives:
 - *Economic Development (RFP Section 0500, Section 3.1):*
 - Create opportunities that encourage Airport Concession Disadvantaged Business Enterprises (“ACDBE”) in all aspects of the Concessions Program;
 - generate growing revenue to make the Airport as self-sustaining and possible;
 - convey a positive send of Austin and Central Texas;
 - create a Concessions Program that is reflective of the diverse local and international community;
 - structure the Concession Program to produce a strong financial return for the operator while creating potential opportunities for small and local businesses.
 - *Customer Satisfaction (RFP Section 0500, Section 3.2):*
 - An attractive and inviting environment for the traveling public;
 - create a positive travel experience;
 - high-quality food, merchandise, and personal services;
 - provide quality Austin-style service and a variety of shopping and dining concepts and experiences to the traveling public;
 - the participation of local companies and concepts while accommodating the growing domestic and international passenger community's interest for diverse local, national, and international brand offerings;
 - *Operational Excellence (RFP Section 0500, Section 3.3):*
 - The City gains significant revenue from concession services at Austin-Bergstrom International Airport, and the continuous availability of adequate concession offerings is important to the viability and growth of the Airport. The City therefore has a proprietary interest in ensuring that concession services are not disrupted.

- Provide uninterrupted concession services at the Airport throughout the contract term
- Key Dates (All dates are subject to change, in the sole and absolute discretion of the City, without liability to the City):
 - ABIA/SMBR Runway to Opportunities: June 2, 2016
 - RFP Issuance: August 2, 2016
 - RFP Pre-Proposal Conference: August 8, 2016
 - Addendum #1: August 15, 2016
 - ABIA/SMBR Outreach Event: August 31, 2016
 - Addendum #2: September 6, 2016
 - Proposal Due Date: October 14, 2016 by 2:00PM
 - Proposal Evaluation Period: October 14 – 31, 2016
 - Austin Airport Advisory Committee: November 8, 2016
 - Austin City Council: December 1, 2016
- Evaluation Factors (RFP Section 0600, Section 2.1):
 - Prior Experience: 15pts
 - Management and Operations Plan: 25pts
 - Concept & Design Plan: 30pts
 - Financial Proposal: 30pts
 - Concessions Program Mix: 10pts
 - Financial Capability: Pass/Fail
 - ACDBE Compliance Plan: Pass/Fail
 - Interviews (Optional): 25pts

**GROUND TRANSPORTATION TRANSACTIONS
SEPTEMBER 2016**



YEAR TO YEAR COMPARISON			
SERVICE CATEGORY	SEPTEMBER 2016	SEPTEMBER 2015	% Increase/(decrease)
TAXICAB	41,458	33,050	25.4%
LIMOUSINE	5,052	4,066	24.2%
HOTEL SHUTTLE	2,581	3,295	(21.7%)
OTHER SHUTTLE	1,391	1,129	23.2%
CHARTER BUS	88	74	18.9%
OVERALL TOTAL	50,570	41,614	21.5%