

DRAFT Austin Strategic Housing Plan



Downtown Commission, October 19, 2016



Neighborhood Housing
and Community Development

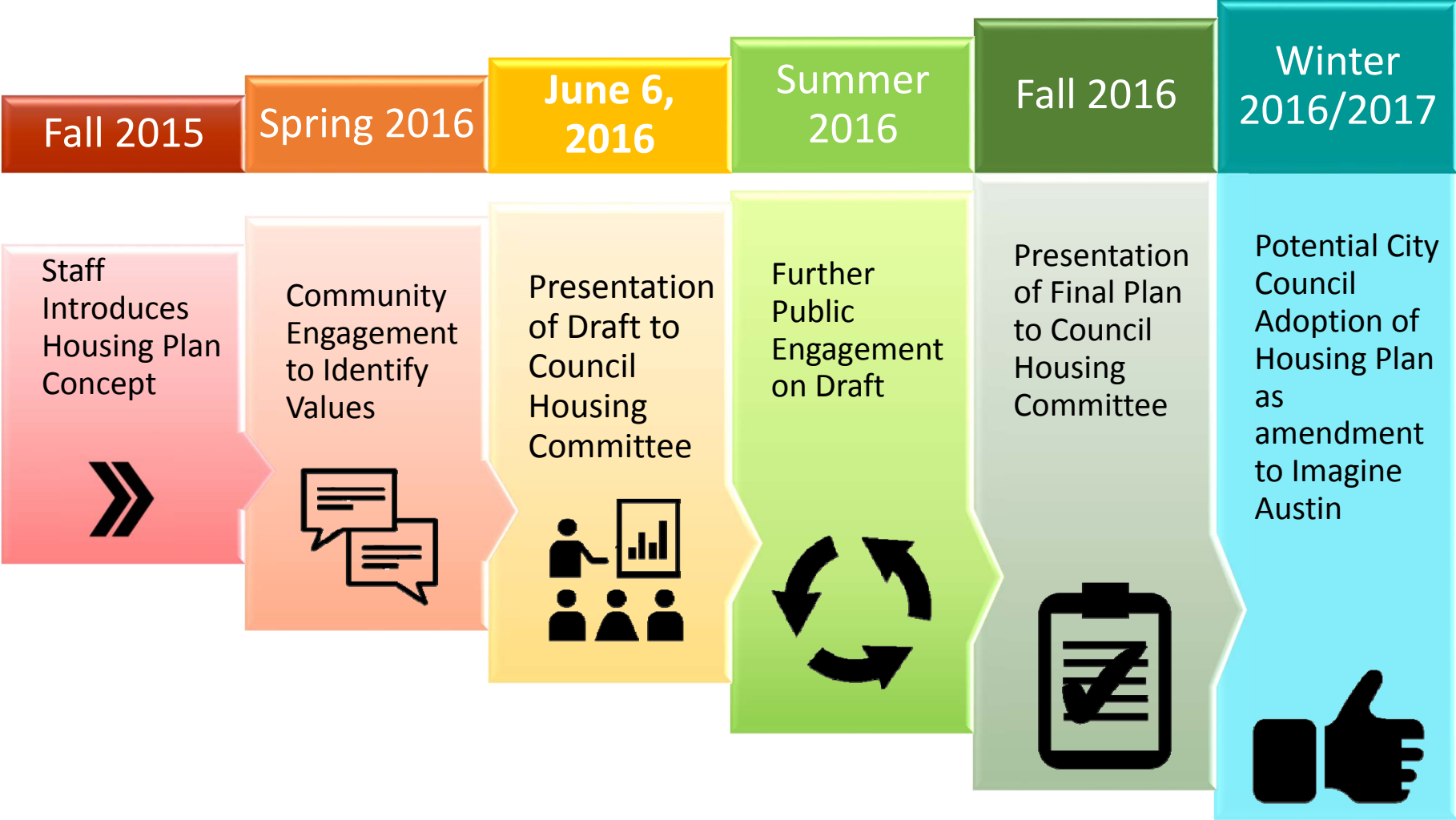
Purpose

- Align Resources
- Ensure a Unified Strategic Direction
- Facilitate Community Partnerships to Achieve a Shared Vision



Plan explores funding mechanisms, potential regulations, and other creative approaches the City of Austin and the community should utilize to achieve housing goals

Timeline



Initial Outreach

11,000+ Website Views

1,572 Survey Responses

314 Meeting Attendees


22 Community Meetings

8 Boards & Commission Presentations

6 Email Blasts

5 Media Stories, including ATXN

1 Fourth Grade Class



What We Heard: Community and Stakeholder Engagement



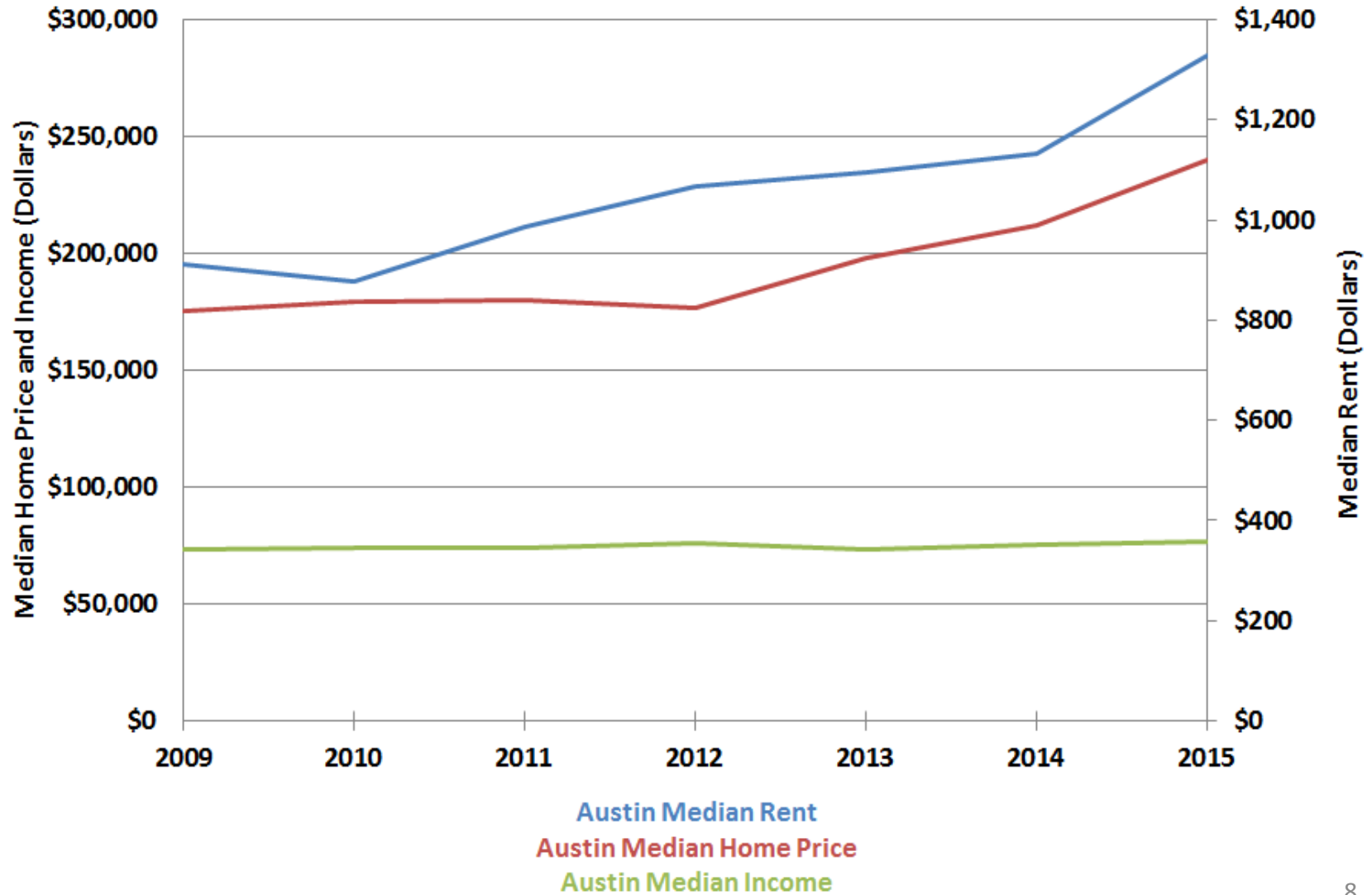
What We Heard

- Concern for those who can no longer afford to live here, as well as animosity toward new-comers.
- Concern about property tax increases for homeowners.
- Understanding of the need for more affordable housing in Austin, but lack of consensus of how to fund it.
- New affordable housing should be built where excellent transit infrastructure already exists or is planned.
- A greater percentage of units in new residential developments should be affordable.
- Zoning regulations should be relaxed on tiny houses, accessory dwelling units, and smaller housing units.
- Minimize regulations to enable the private market to build more housing to fill the housing gap.
- Better utilize land trusts as an affordable housing tool.
- The city should enact rent control and/or raise the minimum wage.₆

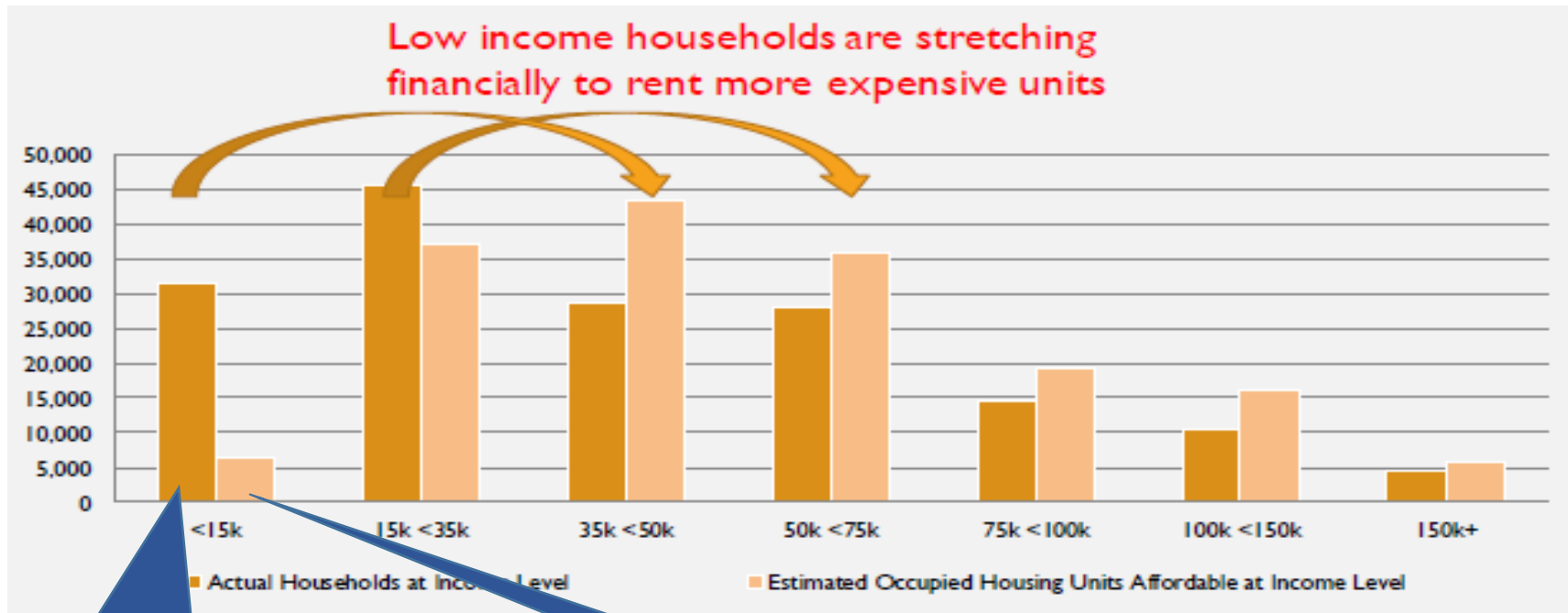
What is the Need?

- Great need for **deeply affordable rental units** (primarily those renting for less than \$500/month) for renters earning <\$25,000 per year
- **Geographically limited** housing opportunities:
 - Affordable rentals are scarce west of I-35
 - Homes to buy for <\$250,000 concentrated in northeast, far south and southeast Austin
- **Rising housing costs** in some neighborhoods causing long-time residents to seek more affordable housing elsewhere
- A growing need for **affordable housing near transit** and services to:
 - Enable seniors to age in place
 - Provide a wider array of housing choices for persons with disabilities
 - Mitigate the financial impact of rising transportation costs

Wages Flat, Home Prices and Rents Rising Fast



Comparing Rental Household Incomes with Occupied Units Affordable at Each Income Level



Number of Households at Income Level

Number of Housing Units at Income Level

Austin's Affordable Ownership Housing Needs

Households
earning
<\$50,000

Can Afford



20% of detached units
42% of attached units

Households
earning
<\$75,000

Can Afford



47% of detached units
66% of attached units

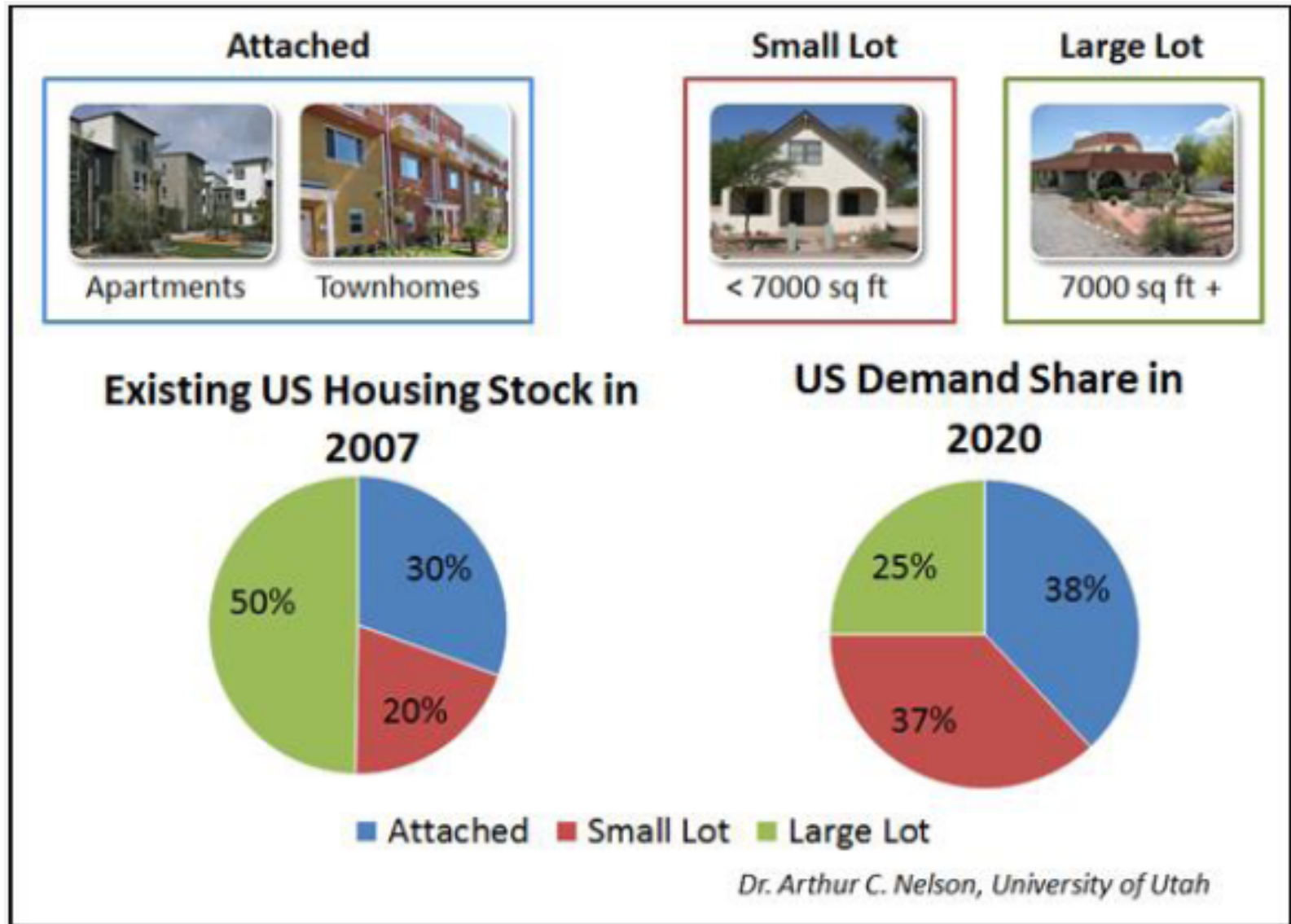
Data date: 2012

Land Development Code determines how much land is available for attached units.

Future Housing Demand

- 400,000 additional people expected to live in Austin by 2045.
- Need for 200,000 additional housing units over the next thirty years to meet demand.
- Increased percentage of Millennials, Boomers, and single people in Austin.
- These households generally have fewer people, spurring an increased demand for smaller housing options.

Future Housing Demand



Closing the Affordable Rental Housing Gap



Cost of closing Austin's Affordable Housing Gap Today \approx **\$6.48 Billion**



Cost of closing Austin's Affordable Housing Gap 2025 \approx **\$11.18 Billion**

What's At Risk?

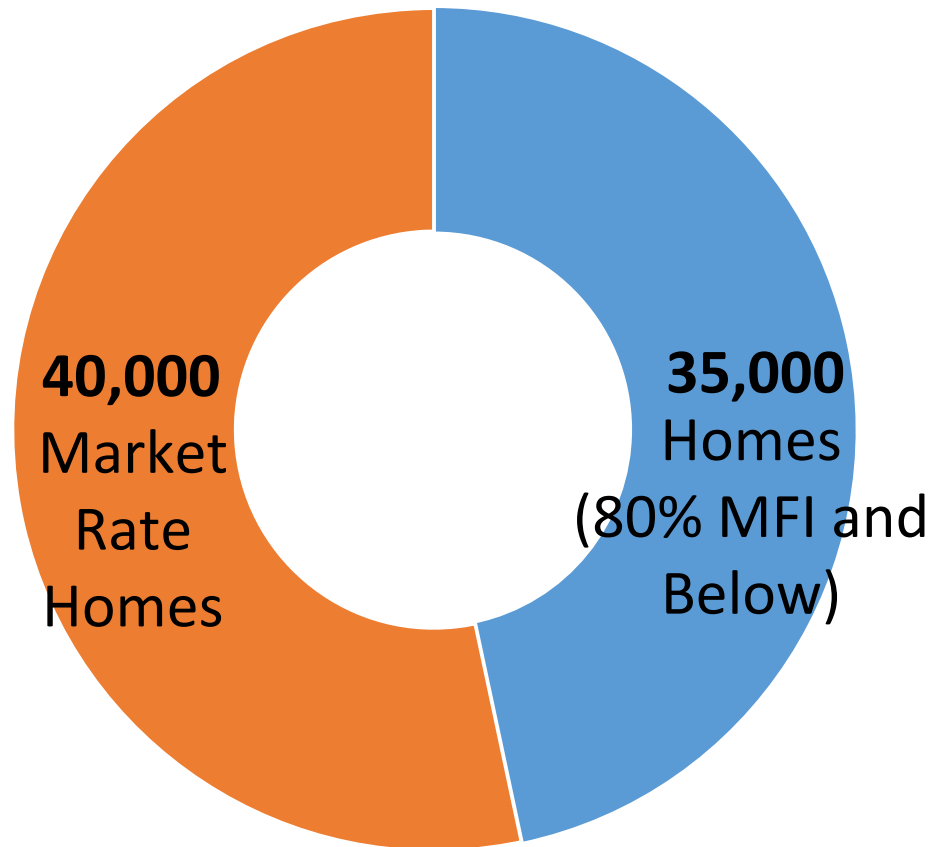
- Losing what makes Austin, Austin – it's people
- Becoming even more economically segregated
- Even worse traffic congestion as people are forced to move out of the city
- Becoming a city that is only affordable to the rich

Is that the type of city we want to be?

Proposed 10 Year Community Housing Goals

75,000 Housing Units in 10 Years:

- 35,000 Affordable Units (80% MFI and below); and
 - 40,000 Market Rate Units



Proposed 10 Year Community Housing Goals

- At least ___%* of new housing should be in **Imagine Austin Centers & Corridors**
- **Each zip code should contain:**
 - At least 10% of **rental housing** units that are affordable to households earning at or below 30% Median Family Income (MFI) or (\$24,300 or less for a 4 person household in 2016); **and**
 - At least 25% of **ownership housing** units that are affordable to households earning at or below 120% Median Family Income (MFI) or (\$93,360 or less for a 4 person household in 2016).

* In development

Neighborhood Housing and Community Development

10 Year Housing Targets

Housing for All

- Serve at least 20 unduplicated people under 20% MFI without a voucher each year
- 50% of new affordable housing units created to be adaptable and 25% to be accessible
- Support the production of 50 Permanent Supportive Housing (PSH) Units each year, with half of those being Housing First

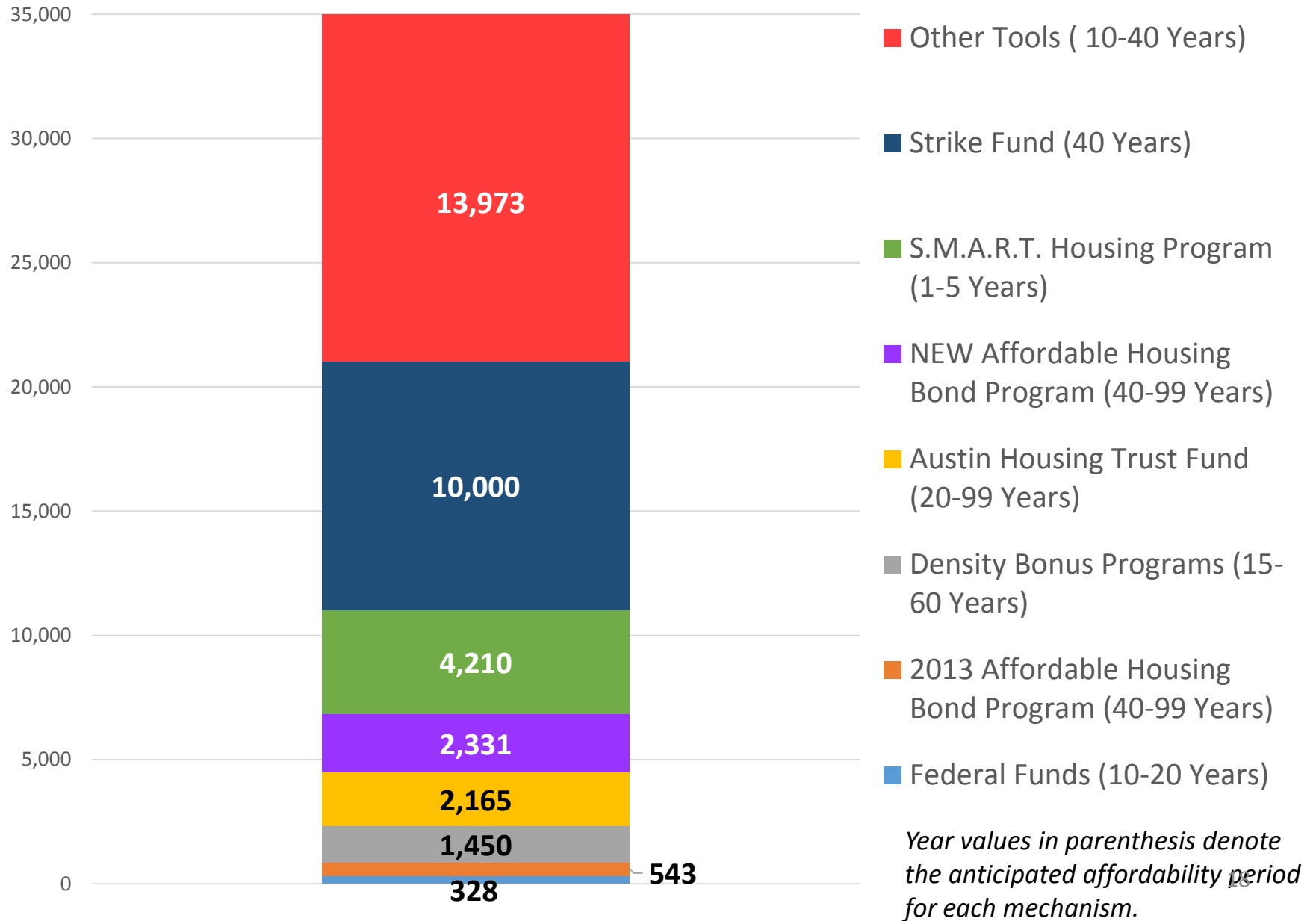
Family Friendly Housing

- 25% of affordable housing units created or preserved with two or more bedrooms

Linking Housing with Transportation

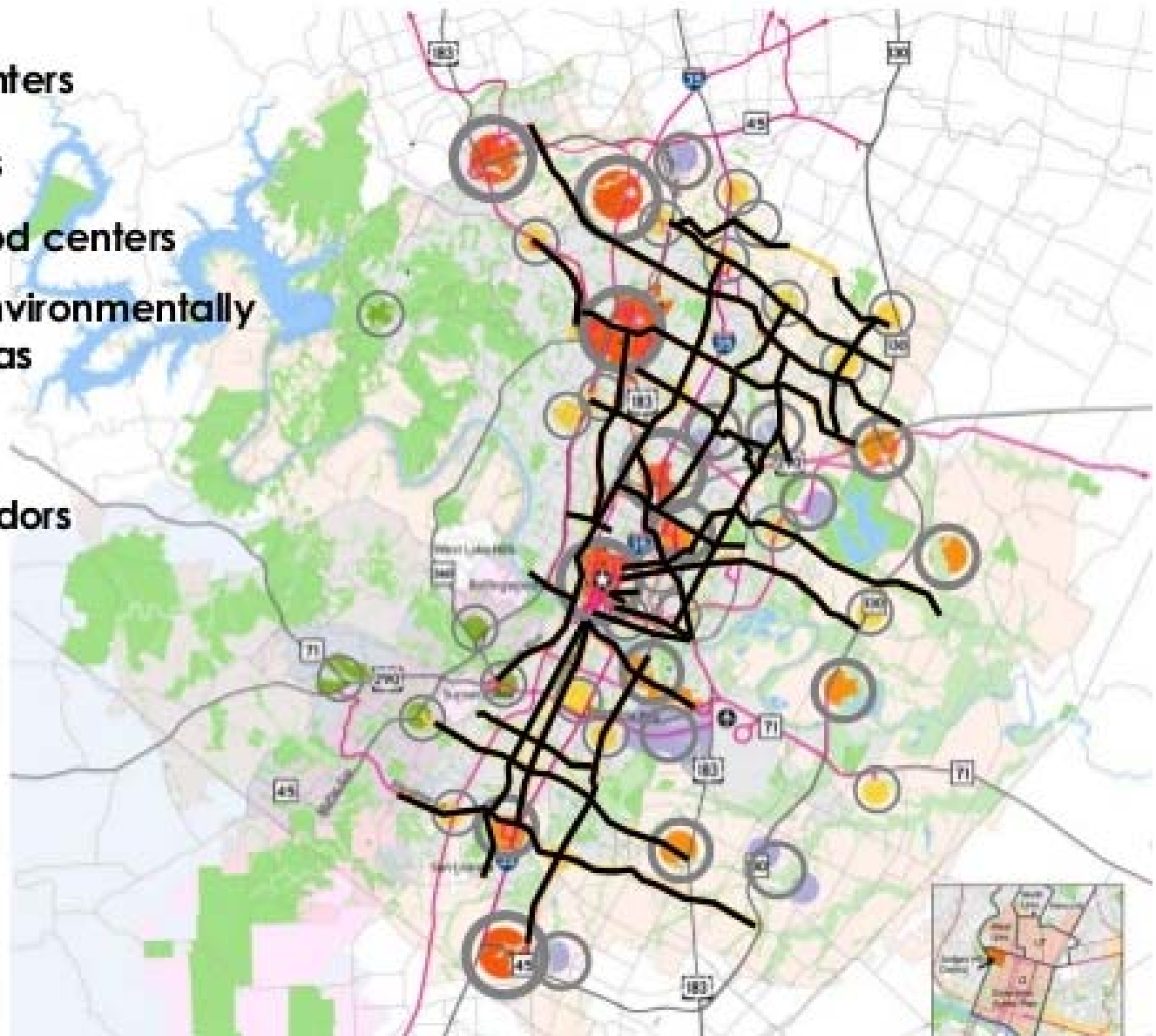
- 25% of affordable housing created or preserved are within ¼ mile of high frequency transit

Achieving 35,000 Affordable Units in 10 Years



Imagine Austin Centers & Corridors

- Regional centers
- Town centers
- Neighborhood centers
- Centers in environmentally sensitive areas
- Job centers
- Activity corridors



Housing Plan Key Policies and Programs



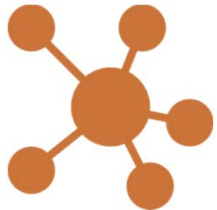
Prevent Households From Being Priced Out of Austin



Foster Equitable Communities



Invest in Housing for Those Most in Need

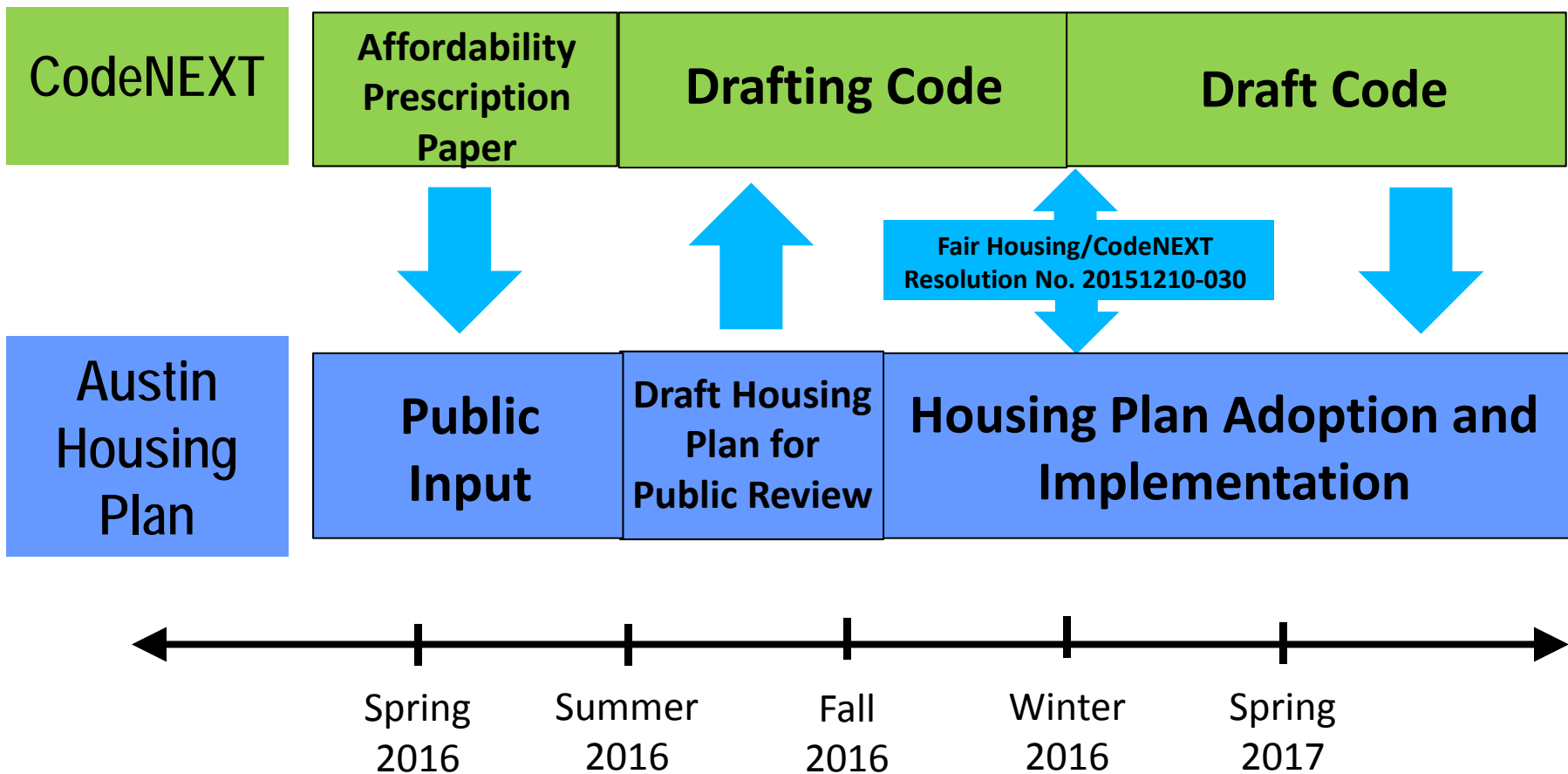


Create New and Affordable Housing Choices for All Austinites in All Parts of Austin



Help Austinites Reduce their Transportation Costs

Timeline & Connections



Questions



Jonathan Tomko
Neighborhood Housing and Community Development
(512) 974-1057
nhcd@austintexas.gov