



**Texas
Gas Service®**

A Division of ONE Gas



Energy Efficiency Program

January-November 2016 Q4 Update



12,024

REBATES PROCESSED

\$2,600,000

IN REBATES PAID TO CUSTOMERS

\$383,000 Education

\$385,000 Administration

2016 total: \$3,370,000

10,500

REBATE GOAL

\$2,450,000

BUDGETED FOR REBATES

\$425,000 Education

\$ 435,000 Administration

2017 total: \$3,300,000

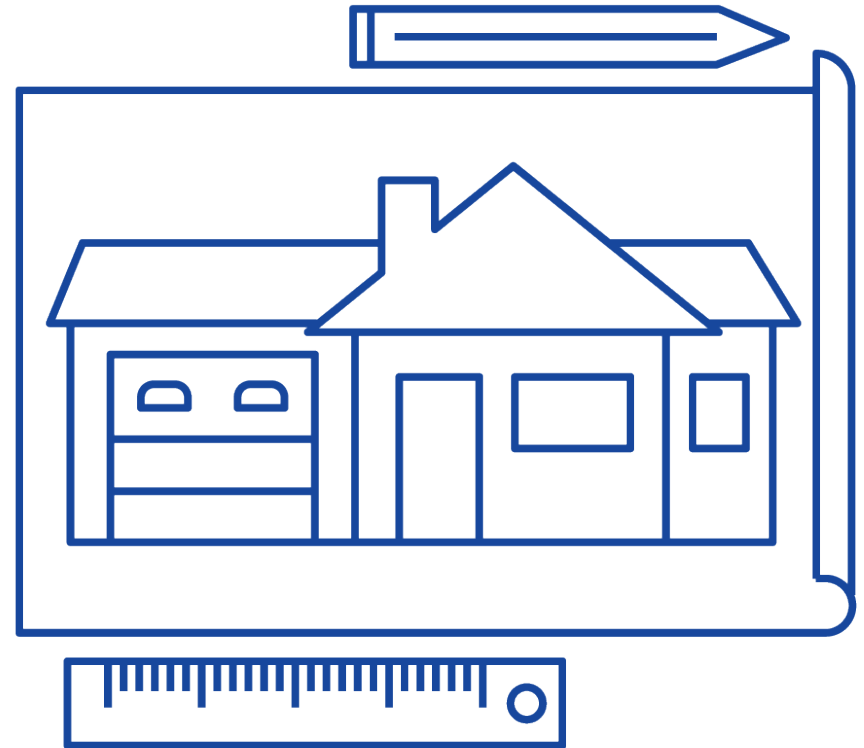
2016 YTD and 2017 Budget

Existing/retrofit rebates:

- 2016 YTD: 2,000 rebates, \$550,000 distributed
- 2017 budget: \$560,000

New Construction rebates:

- 2016 YTD: 2,000 rebates and \$899,000 distributed
- 2017 budget: \$1 million




- Texas Gas Service matches weatherization rebates on duct measures and attic insulation for shared customers who complete Austin Energy's Home Performance with EnergyStar program.
- 2016 YTD Total: 1,628 participants and \$309,000 distributed.
- 2017 Budget \$298,000



Free Equipment Program Highlights

2016 YTD and 2017 Budget

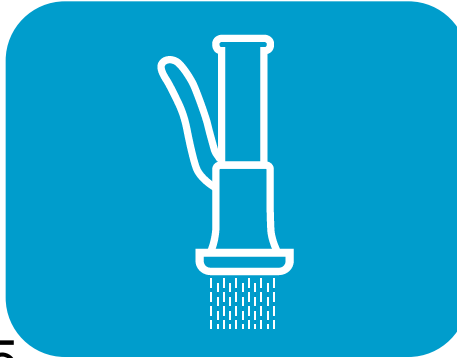
- In 2016, the Free Equipment Program had unusually high numbers due Austin Energy's grant for low-income weatherization. This has allowed us to replace 368 natural gas appliances in 2016 YTD (approximately \$790,000).
- In 2017 we are returning to the more typical budget level for Free Equipment at \$250,000.



Commercial Highlights

2016 YTD and 2017 Budget

- Highest commercial participation ever:
47 natural gas equipment rebates
YTD 2016 vs. 20 total in 2015
- Direct Install Program:
5,800 water- and energy-saving
measures installed vs. 4,015 in 2015
- 2016 Commercial rebate total YTD:
\$108,000
- 2017 Commercial Budget: \$146,000



Thank You!

Julie Hatfield, EE Program Manager

Texas Gas Service

Ph: 512-370-8240

E-mail: juliemeadhatfield@gmail.com

