



Airport Advisory Commission

REGULAR MEETING MINUTES

December 13, 2016

The Airport Advisory Commission convened in a regular meeting on December 13, 2016, at 2716 Spirit of Texas Drive, in Room 174-A in Austin, Texas.

Board Members in Attendance:

Ernest Saulmon, Chair
Greg Anderson
Sam Sargent

Stephanie Trinh, Secretary
John Walewski
Teddy McDaniel, III, Vice Chair

Alex Reyna
Mike Rodriguez
Vicky Sepulveda

Board Members Absent:

Luke Legate

Staff in Attendance:

Shane Harbinson, Dave Arthur, Janice White, Jessica BlueBird, Katherine Klavsout, Kane Carpenter, Francisco “Kiko” Garza, Royce Traywick, Donnell January

Others Present:

Wendy Todd-Price – Library Commission
Chris Coons – CP&Y
Andrew Kirchhoff – Landrum & Brown
Grayson Cox – KSA
Byron Chavez – RS&H
Brice Smith – Knot Anymore
Jeff Pierce

Welcome & Call the Meeting to Order:

Ernest Saulmon called the meeting to order at 5:03 p.m.

1. CITIZENS COMMUNICATIONS:

Wendy Todd-Price – Library Commission

2. APPROVAL OF MINUTES – October 11, 2016

Motion to approve the minutes. Motion made by Teddy McDaniel, III and seconded by Alex Reyna. Motion passed 7-0-0-3 (Commission Members Luke Legate, Sam Sargent and Stephanie Trinh were absent at this vote).

Sam Sargent Arrived at 5:06 p.m.

Stephanie Trinh Arrived at 5:08 p.m.

3. STAFF BRIEFING, REPORTS AND PRESENTATIONS

- a) Finance & Operations Reports for Fiscal Year 2017 to date.
- b) Planning & Engineering Capital Improvement Project Monthly Status Reports.
- c) South Terminal Update.
- d) Developing Brownfield Site.
- e) Airport Tenant Updates.
- f) Ground Transportation Staging Area (GTSA) Transactions Report for November 2016.
- g) Transportation Network Companies (TNCs) Airport Transactions to date.

4. FOR RECOMMENDATION

- a) Approve the 2017 meeting dates of the Airport Advisory Commission.

Motion to approve. Motion made by Teddy McDaniel, III and seconded by Sam Sargent. Motion passed 9-0-0-1 (Commission Member Luke Legate was absent at this vote).

- b) Authorize negotiations and execution of an agreement between the City of Austin Department of Aviation and United Airlines to replace diesel powered equipment operated by United Airlines with electric equipment by utilizing an Environmental Protection Agency Diesel Emission Reduction Act grant. The total amount is not to exceed \$120,805.

Motion to approve. Motion made by Greg Anderson and seconded by Alex Reyna. Motion passed 9-0-0-1 (Commission Members Luke Legate was absent at this vote).

- c) Approve an ordinance authorizing the issuance and sale by June 15, 2017, of City of Austin Airport System Revenue Bonds, Series 2017B AMT, in an amount not to exceed

\$160,000,000 in accordance with the parameters set out in the ordinance, authorizing related documents, and approving related fees.

Motion to approve. Motion made by Sam Sargent and seconded by Mike Rodriguez. Motion passed 9-0-0-1 (Commission Member Luke Legate was absent at this vote).

- d) Approve an ordinance authorizing the issuance and sale by June 15, 2017, of City of Austin Airport System Revenue Bonds, Series 2017A (Non-AMT), in an amount not to exceed \$230,000,000 in accordance with the parameters set out in the ordinance, authorizing related documents, and approving related fees.

Motion to approve. Motion made by Sam Sargent and seconded by Mike Rodriguez. Motion passed 9-0-0-1 (Commission Member Luke Legate was absent at this vote).

5. NEW BUSINESS

- a) None.

6. OLD BUSINESS (updates)

- a) Status of action items upon which the Commission has made a recommendation to Council.
(Please note the progress of the following items)

Authorize negotiation and execution of a contract with IER, INC. for the purchase and installation of keypad and new barcode/passport reader for the common use self-service kiosks in an amount not to exceed \$117,360. **[Item went before City Council on November 3, 2016 and passed.]**

Authorize award and execution of a 36-month contract with JOHN BEAN TECHNOLOGIES CORPORATION DBA JBT AEROTECH, JETWAY SYSTEMS, to provide JetAire pre-conditioned air units inspection, maintenance, repair services, and training, in an amount not to exceed \$339,000, with three 12-month extension options in an amount not to exceed \$113,000 per extension option, for a total contract amount not to exceed \$678,000. **[Item went before City Council on November 3, 2016 and passed.]**

Authorize negotiation and execution of a professional services agreement with LANDRUM & BROWN, INC., (staff recommendation) or one of the other qualified responders for Request for Qualifications Solicitation No. CLMP206 to provide professional services for the 2017 ABIA Master Plan in amount not to exceed \$4,000,000. (District 2) **[Item went before City Council on November 3, 2016 and passed.]**

7. FUTURE AGENDA ITEMS

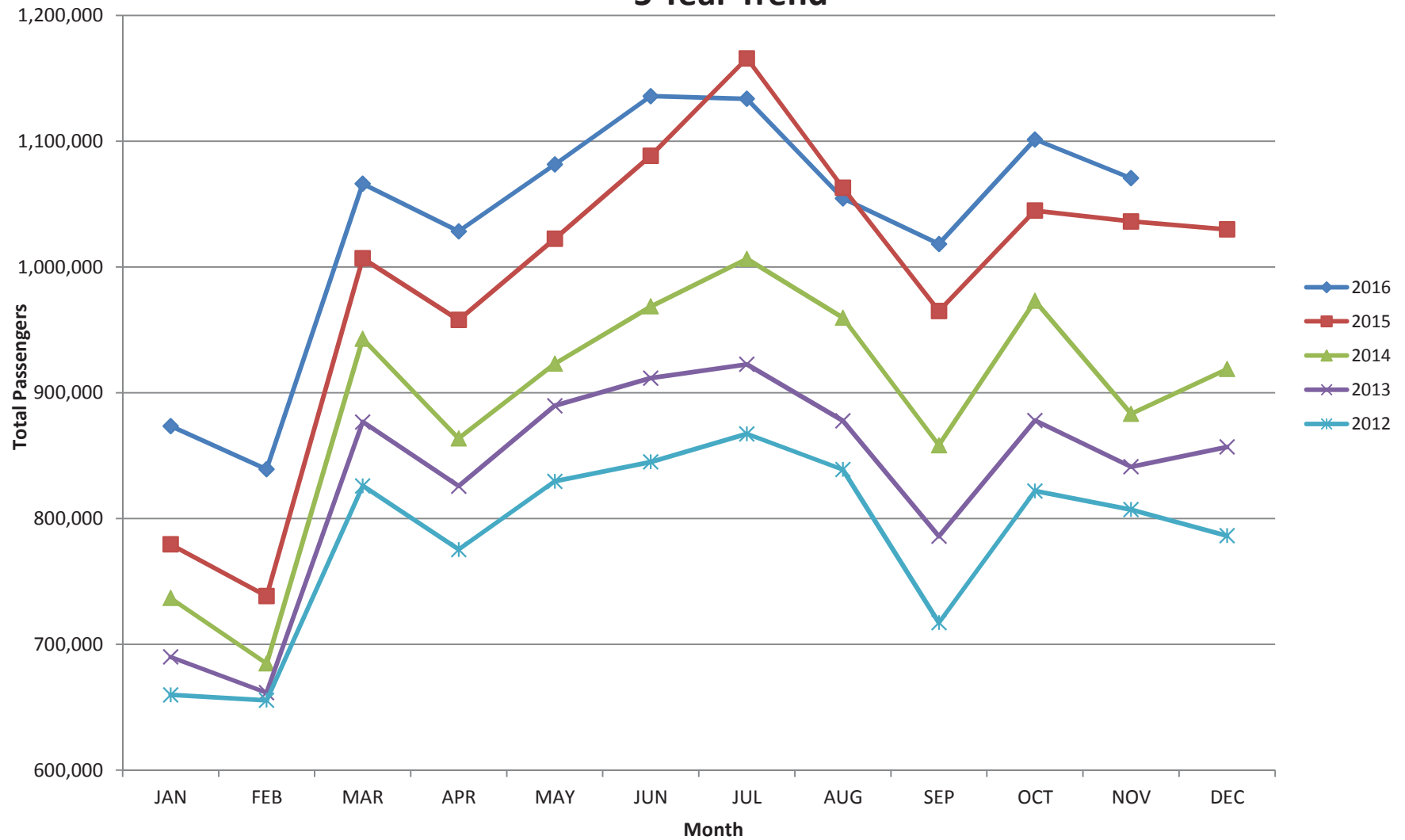
Date of next meeting: January 01, 2017

ADJOURNMENT.

Meeting was adjourned at 6:31 p.m.

DRAFT

AUSTIN PASSENGER TRAFFIC 5 Year Trend



Austin-Bergstrom International Airport

Aviation Activity Report

Calendar Year 2016 vs 2015

	11/2016	11/2015	Percent Change	01/2016 - 11/2016	01/2015 - 11/2015	Percent Change
<u>Passenger Activity</u>						
Domestic Enplaned Revenue	515,809	502,830	2.58	5,459,052	5,212,583	4.73
Domestic Deplaned Revenue	512,054	493,576	3.74	5,453,931	5,200,634	4.87
International Enplaned Revenue	9,733	8,913	9.20	100,838	100,034	0.80
International Deplaned Revenue	9,553	8,424	13.40	107,269	100,241	7.01
Domestic Enplaned Non-Revenue	9,921	9,661	2.69	120,634	117,125	3.00
Domestic Deplaned Non-Revenue	9,668	9,724	-0.58	120,445	114,458	5.23
International Enplaned Non-Revenue	88	92	-4.35	873	841	3.80
International Deplaned Non-Revenue	62	55	12.73	864	749	15.35
Intl Enplaned Pre-Cleared Revenue	1,747	1,289	35.53	18,116	9,188	97.17
Intl Deplaned Pre-Cleared Revenue	1,910	1,575	21.27	20,200	11,403	77.15
Intl Enplaned Pre-Cleared Non-Revenue	20	46	-56.52	278	453	-38.63
Intl Deplaned Pre-Cleared Non-Revenue	2	38	-94.74	282	447	-36.91
Passenger Totals	1,070,567	1,036,223	3.31	11,402,782	10,868,156	4.92
<i>Enplaned Passenger Totals</i>	<i>537,318</i>	<i>522,831</i>	<i>2.77</i>	<i>5,699,791</i>	<i>5,440,224</i>	<i>4.77</i>
<i>Deplaned Passenger Totals</i>	<i>533,249</i>	<i>513,392</i>	<i>3.87</i>	<i>5,702,991</i>	<i>5,427,932</i>	<i>5.07</i>
<i>Domestic Passenger Totals</i>	<i>1,047,452</i>	<i>1,015,791</i>	<i>3.12</i>	<i>11,154,062</i>	<i>10,644,800</i>	<i>4.78</i>
<i>International Passenger Totals</i>	<i>23,115</i>	<i>20,432</i>	<i>13.13</i>	<i>248,720</i>	<i>223,356</i>	<i>11.36</i>

CURRENT PASSENGER RECORD = 1,165,811 RECORD SET = JULY 2015

Aircraft Operations

Air Carrier	9,325	9,645	-3.32	103,887	104,218	-0.32
Commuter & Air Taxi	1,402	1,324	5.89	15,064	14,035	7.33
Military	741	572	29.55	9,751	7,998	21.92
General Aviation						
Itinerant	4,546	3,521	29.11	45,784	45,441	0.75
Local	322	168	91.67	2,566	3,597	-28.66
Total G.A.	4,868	3,689	31.96	48,350	49,038	-1.40
Total Operations	16,336	15,230	7.26	177,052	175,289	1.01

Austin-Bergstrom International Airport

Aviation Activity Report

Calendar Year 2016 vs 2015

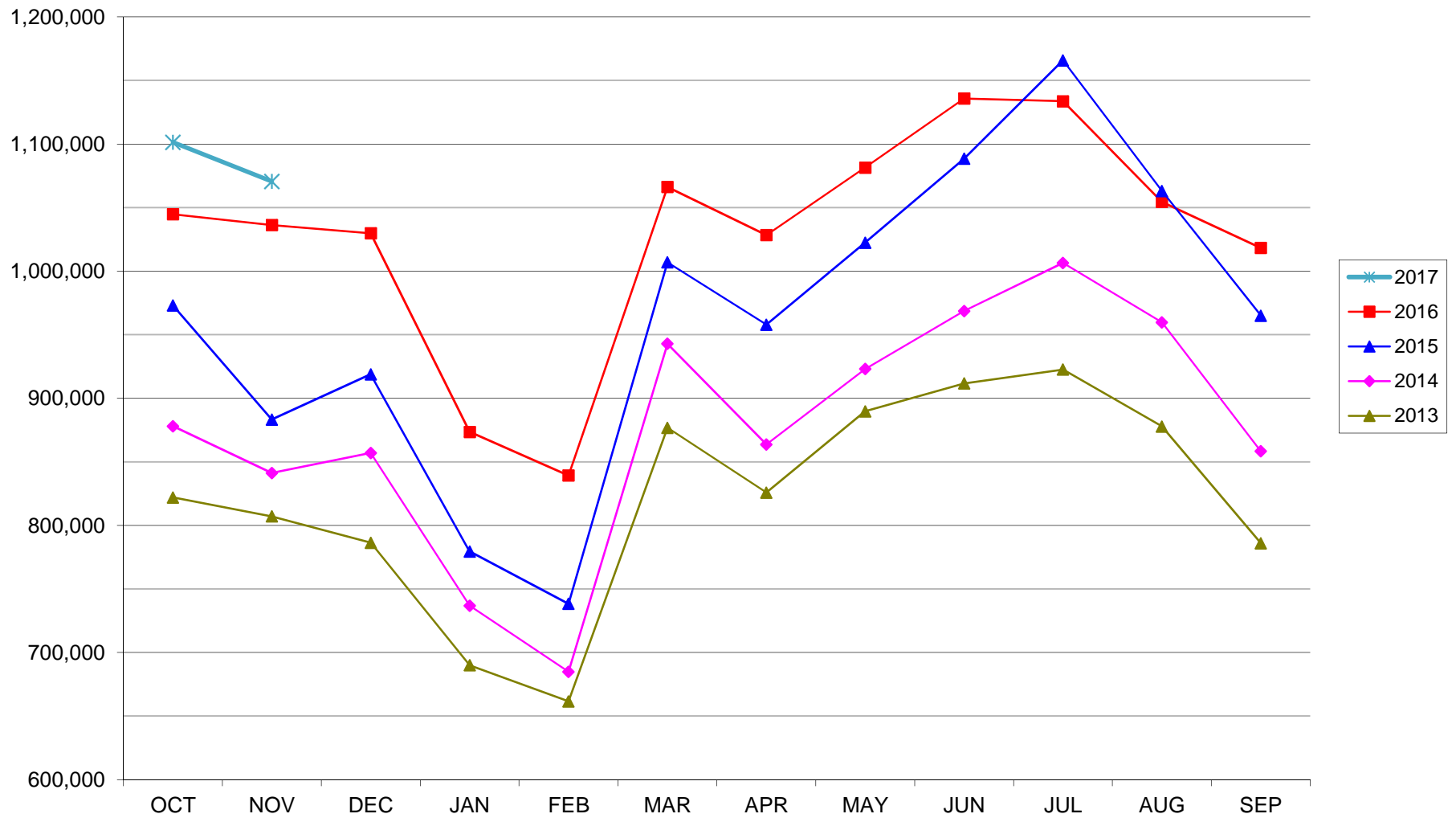
	11/2016	11/2015	Percent Change	01/2016 - 11/2016	01/2015 - 11/2015	Percent Change
<u>Cargo Activity</u>						
Mail						
Domestic Enplaned Mail	164,473	222,644	-26.13	1,489,270	2,386,358	-37.59
Domestic Deplaned Mail	344,481	249,247	38.21	2,728,555	3,289,936	-17.06
International Enplaned Mail	0	0	0.00	0	0	0.00
International Deplaned Mail	0	0	0.00	2	0	0.00
Mail Totals	508,954	471,891	7.85	4,217,827	5,676,294	-25.69
Cargo						
Domestic Enplaned Cargo	5,732,847	4,475,442	28.10	57,199,278	57,065,570	0.23
Domestic Deplaned Cargo	6,764,319	4,771,440	41.77	72,196,015	54,826,379	31.68
International Enplaned Cargo	417,437	258,687	61.37	5,480,184	6,327,184	-13.39
International Deplaned Cargo	248,204	153,775	61.41	4,183,809	5,110,160	-18.13
Cargo Totals	13,162,807	9,659,344	36.27	139,059,286	123,329,293	12.75
Belly Freight						
Domestic Enplaned Belly Freight	257,885	244,799	5.35	2,655,380	2,763,844	-3.92
Domestic Deplaned Belly Freight	425,791	431,848	-1.40	5,042,560	5,184,926	-2.75
International Enplaned Belly Freight	156,015	241,549	-35.41	1,541,984	2,855,033	-45.99
International Deplaned Belly Freight	796,655	479,156	66.26	5,864,288	4,027,480	45.61
Belly Freight Totals	1,636,346	1,397,352	17.10	15,104,212	14,831,283	1.84
Cargo Totals (Mail, Cargo, Belly Freight)	15,308,107	11,528,587	32.78	158,381,325	143,836,870	10.11
 <i>Enplaned Cargo Totals</i>	 <i>6,728,657</i>	 <i>5,443,121</i>	 <i>23.62</i>	 <i>68,366,096</i>	 <i>71,397,989</i>	 <i>-4.25</i>
<i>Deplaned Cargo Totals</i>	<i>8,579,450</i>	<i>6,085,466</i>	<i>40.98</i>	<i>90,015,229</i>	<i>72,438,881</i>	<i>24.26</i>
 <i>Domestic Cargo Totals</i>	 <i>13,689,796</i>	 <i>10,395,420</i>	 <i>31.69</i>	 <i>141,311,058</i>	 <i>125,517,013</i>	 <i>12.58</i>
<i>International Cargo Totals</i>	<i>1,618,311</i>	<i>1,133,167</i>	<i>42.81</i>	<i>17,070,267</i>	<i>18,319,857</i>	<i>- 6.82</i>

CURRENT CARGO RECORD = 40,215,518

RECORD SET = MARCH 2001

AUSTIN PASSENGER TRAFFIC

5 Year Trend



Austin-Bergstrom International Airport

Aviation Activity Report

Fiscal Year 2017 vs 2016

	11/2016	11/2015	Percent Change	10/2015 - 11/2016	10/2014 - 11/2015	Percent Change
<u>Passenger Activity</u>						
Domestic Enplaned Revenue	515,809	502,830	2.58	6,970,091	6,553,757	6.35
Domestic Deplaned Revenue	512,054	493,576	3.74	6,935,931	6,526,378	6.28
International Enplaned Revenue	9,733	8,913	9.20	125,585	123,778	1.46
International Deplaned Revenue	9,553	8,424	13.40	130,601	123,315	5.91
Domestic Enplaned Non-Revenue	9,921	9,661	2.69	150,544	148,320	1.50
Domestic Deplaned Non-Revenue	9,668	9,724	-0.58	150,161	143,928	4.33
International Enplaned Non-Revenue	88	92	-4.35	1,109	1,127	-1.60
International Deplaned Non-Revenue	62	55	12.73	1,084	1,041	4.13
Intl Deplaned Pre-Cleared Non-Revenue	2	38	-94.74	651	447	45.64
Intl Deplaned Pre-Cleared Revenue	1,910	1,575	21.27	25,227	11,403	121.23
Intl Enplaned Pre-Cleared Non-Revenue	20	46	-56.52	663	453	46.36
Intl Enplaned Pre-Cleared Revenue	1,747	1,289	35.53	21,908	9,188	138.44
South Terminal-Intl Enplaned Revenue	0	0	0.00	0	0	0.00
South Terminal-Intl Deplaned Revenue	0	0	0.00	0	0	0.00
South Terminal-Intl Enplaned Non-Revenue	0	0	0.00	0	0	0.00
South Terminal-Intl Deplaned Non-Revenue	0	0	0.00	0	0	0.00
Passenger Totals	1,070,567	1,036,223	3.31	14,513,555	13,643,135	6.38
<i>Enplaned Passenger Totals</i>	<i>537,318</i>	<i>522,831</i>	<i>2.77</i>	<i>1,089,436</i>	<i>1,044,236</i>	<i>4.33</i>
<i>Deplaned Passenger Totals</i>	<i>533,249</i>	<i>513,392</i>	<i>3.87</i>	<i>1,082,415</i>	<i>1,036,734</i>	<i>4.41</i>
<i>Domestic Passenger Totals</i>	<i>1,047,452</i>	<i>1,015,791</i>	<i>3.12</i>	<i>2,131,024</i>	<i>2,043,566</i>	<i>4.28</i>
<i>International Passenger Totals</i>	<i>23,115</i>	<i>20,432</i>	<i>13.13</i>	<i>40,827</i>	<i>37,404</i>	<i>9.15</i>

CURRENT PASSENGER RECORD = 1,165,811 RECORD SET = JULY 2015

<u>Aircraft Operations</u>						
Air Carrier	9,325	9,645	-3.32	133,087	131,429	1.26
Commuter & Air Taxi	1,402	1,324	5.89	19,103	18,546	3.00
Military	741	572	29.55	12,087	9,355	29.20
General Aviation						
Itinerant	4,546	3,521	29.11	57,954	59,185	-2.08
Local	322	168	91.67	3,508	4,349	-19.34
Total G.A.	4,868	3,689	31.96	61,462	63,534	-3.26
Total Operations	16,336	15,230	7.26	225,739	222,864	1.29

Austin-Bergstrom International Airport

Aviation Activity Report Fiscal Year 2017 vs 2016

	11/2016	11/2015	Percent Change	10/2015 - 11/2016	10/2014 - 11/2015	Percent Change
<u>Cargo Activity</u>						
Mail						
Domestic Enplaned Mail	164,473	222,644	-26.13	2,179,719	2,763,310	-21.12
Domestic Deplaned Mail	344,481	249,247	38.21	3,549,215	3,907,299	-9.16
International Enplaned Mail	0	0	0.00	0	1,103,232	-100.00
International Deplaned Mail	0	0	0.00	2	0	0.00
South Terminal-Intl Enplaned Mail	0	0	0.00	0	0	0.00
South Terminal-Intl Deplaned Mail	0	0	0.00	0	0	0.00
Mail Totals	508,954	471,891	7.85	5,728,936	7,773,841	-26.30
Cargo						
Domestic Enplaned Cargo	5,732,847	4,475,442	28.10	72,457,070	73,153,542	-0.95
Domestic Deplaned Cargo	6,764,319	4,771,440	41.77	88,575,530	71,290,952	24.25
International Enplaned Cargo	417,437	258,687	61.37	7,812,877	7,871,309	-0.74
International Deplaned Cargo	248,204	153,775	61.41	6,008,794	7,025,549	-14.47
South Terminal-Intl Enplaned Cargo	0	0	0.00	0	0	0.00
South Terminal-Intl Deplaned Cargo	0	0	0.00	0	0	0.00
Cargo Totals	13,162,807	9,659,344	36.27	174,854,271	159,341,352	9.74
Belly Freight						
Domestic Enplaned Belly Freight	257,885	244,799	5.35	3,434,854	3,483,911	-1.41
Domestic Deplaned Belly Freight	425,791	431,848	-1.40	6,426,257	6,545,336	-1.82
International Enplaned Belly Freight	156,015	241,549	-35.41	2,105,778	3,898,544	-45.99
International Deplaned Belly Freight	796,655	479,156	66.26	7,126,123	4,707,898	51.37
South Terminal-Intl Enplaned Belly Frt	0	0	0.00	0	0	0.00
South Terminal-Intl Deplaned Belly Frt	0	0	0.00	0	0	0.00
Belly Freight Totals	1,636,346	1,397,352	17.10	19,093,012	18,635,689	2.45
Cargo Totals (Mail, Cargo, Belly Freight)	15,308,107	11,528,587	32.78	199,676,219	185,750,882	7.50
<i>Enplaned Cargo Totals</i>	<i>6,728,657</i>	<i>5,443,121</i>	<i>23.62</i>	<i>14,020,845</i>	<i>13,537,508</i>	<i>3.57</i>
<i>Deplaned Cargo Totals</i>	<i>8,579,450</i>	<i>6,085,466</i>	<i>40.98</i>	<i>18,142,044</i>	<i>14,109,590</i>	<i>28.58</i>
<i>Domestic Cargo Totals</i>	<i>13,689,796</i>	<i>10,395,420</i>	<i>31.69</i>	<i>27,599,338</i>	<i>22,931,935</i>	<i>20.35</i>
<i>International Cargo Totals</i>	<i>1,618,311</i>	<i>1,133,167</i>	<i>42.81</i>	<i>4,563,551</i>	<i>4,715,163</i>	<i>-3.22</i>

CURRENT CARGO RECORD = 40,215,518

RECORD SET = MARCH 2001

CITY OF AUSTIN
AUSTIN-BERGSTROM INTERNATIONAL AIRPORT
Airport Operating Fund 5070
Income Statement - For Internal Use Only
Fiscal Year to Date for 2 Month(s) ended November 30, 2016

	Amended Budget	Budget Annualized 2 month(s)	Year to Date w/ Encumb	Y-T-D Variance Fav (Unfav)	Y-T-D % Variance Fav (Unfav)
REVENUE					
AIRLINE REVENUE					
Landing Fees	27,743,000.00	4,623,833.33	4,476,278.92	(147,554.41)	(3.2%)
Terminal Rental & Other Fees	36,210,000.00	6,035,000.00	6,183,564.77	148,564.77	2.5%
TOTAL AIRLINE REVENUE	63,953,000.00	10,658,833.33	10,659,843.69	1,010.36	0.0%
NON-AIRLINE REVENUE					
Parking	37,583,609.00	6,263,934.83	7,038,663.40	774,728.57	12.4%
Other Concessions	27,150,069.00	4,525,011.50	4,709,627.31	184,615.81	4.1%
Other Rentals and Fees	11,956,138.00	1,992,689.67	1,775,669.89	(217,019.78)	(10.9%)
TOTAL NON-AIRLINE REVENUE	76,689,816.00	12,781,636.00	13,523,960.60	742,324.60	5.8%
Interest Income	217,814.00	36,302.34	71,887.17	35,584.83	98.0%
TOTAL REVENUE	140,860,630.00	23,476,771.67	24,255,691.46	778,919.79	3.3%
OPERATING REQUIREMENTS					
Fac Mgmt, Ops and Airport Security	52,194,691.00	8,699,115.17	8,099,921.96	599,193.21	6.9%
Airport Planning and Development	4,162,285.00	693,714.17	541,898.22	151,815.95	21.9%
Support Services	21,342,367.00	3,557,061.17	2,414,915.46	1,142,145.71	32.1%
Business Services	13,576,502.00	2,262,750.33	1,629,103.10	633,647.23	28.0%
TOTAL OPERATING EXPENSES	91,275,845.00	15,212,640.84	12,685,838.74	2,526,802.10	16.6%
Debt Service					
GO Debt Service Fund	26,940.00	4,490.00	4,490.00	0.00	0.0%
2013A Revenue Refunding Bonds	16,906,054.00	2,818,876.47	2,818,876.47	0.00	0.0%
2013 Prosperity Bank Loan	5,242,472.00	730,617.58	730,617.71	(0.13)	(0.0%)
2014 Bond Issuance	1,022,380.00	83,824.57	83,813.55	11.02	0.0%
2017 Bond Issuance	45,226.00	127.27	0.00	127.27	100.0%
2005 Variable rate Notes (Swap)	11,367,213.00	1,888,491.00	1,759,432.00	129,059.00	6.8%
2005 Variable rate Notes Fees	1,339,682.00	223,280.28	225,090.36	(1,810.08)	(0.8%)
PFC Debt Service Funding	(12,746,311.00)	(2,122,705.13)	(2,076,203.23)	(46,501.90)	(2.2%)
TOTAL Net Debt Service	23,203,656.00	3,627,002.04	3,546,116.86	80,885.18	2.2%
OTHER REQUIREMENTS					
Workers' Compensation	438,392.00	73,065.33	73,042.00	23.33	0.0%
Citywide Administrative Support	4,426,720.00	737,786.67	737,720.00	66.67	0.0%
Communications & Technology Mgmt	1,665,952.00	277,658.67	277,652.00	6.67	0.0%
Accrued Payroll	185,220.00	30,870.00	30,870.00	0.00	0.0%
Compensation Adjustment	592,680.00	98,780.00	0.00	98,780.00	100.0%
Wage Adjustment Markets	133,472.00	22,245.33	0.00	22,245.33	100.0%
Operating Reserve	1,967,212.00	327,868.67	327,868.67	0.00	0.0%
CTECC	144,161.00	24,026.83	24,011.00	15.83	0.1%
Trunked Radio Allocation	124,230.00	20,705.00	20,705.00	0.00	0.0%
Public Works Capital Projects Mgmt Fund	771,082.00	128,513.67	128,482.00	31.67	0.0%
TOTAL OTHER REQUIREMENTS	10,449,121.00	1,741,520.17	1,620,350.67	121,169.50	7.0%
TOTAL REQUIREMENTS	124,928,622.00	20,581,163.05	17,852,306.27	2,728,856.78	13.3%
EXCESS (DEFICIT) OF TOTAL AVAILABLE FUNDS OVER TOTAL REQUIREMENTS	15,932,008.00	2,895,608.62	6,403,385.19	3,507,776.57	121.1%
ENPLANEMENTS	Passengers	% Inc/(Dec)			
Nov, 2016 (Month over Month)	537,318	2.77%			
Nov, 2016 - Year-to-Date	1,089,436	4.33%			

**CITY OF AUSTIN
AUSTIN-BERGSTROM INTERNATIONAL AIRPORT
INCOME STATEMENT COMPARISON THIS YEAR VS. LAST YEAR**

	This month - This Year vs. Last Year FY17 (Nov 16) vs FY16 (Nov 15)				Fiscal YTD - This Year vs. Last Year FY17 (Oct 16 - Nov 16) vs FY16 (Oct 15 - Nov 15)			
	FY17 Nov-16	FY16 Nov-15	Fav (Unfav) \$ Variance	Fav (Unfav) % Variance	FY17 YTD Nov-16	FY16 YTD Nov-15	Fav (Unfav) \$ Variance	Fav (Unfav) % Variance
<u>Airline Revenue</u>								
Landing Fees	2,180,339.54	1,936,216.36	244,123.18	12.6%	4,476,278.92	3,876,123.31	600,155.61	15.5%
Terminal Rental & Other Fees	3,119,679.25	2,721,859.95	397,819.30	14.6%	6,183,564.77	5,440,011.07	743,553.70	13.7%
Total Airline Revenue	5,300,018.79	4,658,076.31	641,942.48	13.8%	10,659,843.69	9,316,134.38	1,343,709.31	14.4%
<u>Non-Airline Revenue</u>								
Parking	3,331,915.73	3,069,855.06	262,060.67	8.5%	7,038,663.40	6,307,876.01	730,787.39	11.6%
Food/Beverage & Retail	966,080.13	955,210.50	10,869.63	1.1%	1,886,243.67	1,846,114.60	40,129.07	2.2%
Rental Car	1,256,724.51	1,221,625.85	35,098.66	2.9%	2,402,232.81	2,362,661.77	39,571.04	1.7%
Advertising	118,774.77	120,587.85	(1,813.08)	(1.5%)	263,004.30	293,131.44	(30,127.14)	(10.3%)
Ads Barter Revenue	0.00	40,000.00	(40,000.00)	(100.0%)	0.00	40,000.00	(40,000.00)	(100.0%)
Other Concessions	85,753.35	61,420.65	24,332.70	39.6%	158,146.53	122,958.41	35,188.12	28.6%
Other Rentals and Fees	889,681.41	753,000.76	136,680.65	18.2%	1,775,669.89	1,467,198.03	308,471.86	21.0%
Total Non-Airline Revenue	6,648,929.90	6,221,700.67	427,229.23	6.9%	13,523,960.60	12,439,940.26	1,084,020.34	8.7%
Interest Income	34,427.87	16,693.15	17,734.72	106.2%	71,887.17	27,581.70	44,305.47	160.6%
Total Operating Revenue	11,983,376.56	10,896,470.13	1,086,906.43	10.0%	24,255,691.46	21,783,656.34	2,472,035.12	11.3%
<u>Operating Requirements</u>								
Fac Mgmt, Ops and Airport Security	4,314,107.13	4,017,157.61	(296,949.52)	(7.4%)	8,099,921.96	7,481,471.51	(618,450.45)	(8.3%)
Airport Planning and Development	307,838.10	198,772.32	(109,065.78)	(54.9%)	541,898.22	380,598.51	(161,299.71)	(42.4%)
Support Services	1,152,839.71	1,421,261.26	268,421.55	18.9%	2,414,915.46	2,472,672.34	57,756.88	2.3%
Business Services	568,008.06	970,014.64	402,006.58	41.4%	1,629,103.10	1,930,585.87	301,482.77	15.6%
Total Operating Expense	6,342,793.00	6,607,205.83	264,412.83	4.0%	12,685,838.74	12,265,328.23	(420,510.51)	(3.4%)
<u>Debt Service</u>								
GO Debt Service Fund	2,245.00	2,192.08	(52.92)	(2.4%)	4,490.00	4,384.16	(105.84)	(2.4%)
2013A Revenue Refunding Bonds	1,409,198.07	(392,020.58)	(1,801,218.65)	(459.5%)	2,818,876.47	853,867.00	(1,965,009.47)	(230.1%)
2013 Prosperity Bank Loan	393,934.38	261,141.66	(132,792.72)	(50.9%)	730,617.71	446,974.99	(283,642.72)	(63.5%)
2014 Bond Issuance	58,548.96	1,906.00	(56,642.96)	(2971.8%)	83,813.55	2,668.50	(81,145.05)	(3040.8%)
2005 Variable rate Notes (Swap)	885,383.00	1,381,238.00	495,855.00	35.9%	1,759,432.00	3,457,054.00	1,697,622.00	49.1%
2005 Variable rate Notes Fees	110,711.99	119,366.27	8,654.28	7.3%	225,090.36	242,644.75	17,554.39	7.2%
PFC Debt Service Funding	(1,039,429.93)	(453,398.74)	586,031.19	129.3%	(2,076,203.23)	(1,977,083.68)	99,119.55	5.0%
Total Debt Service	1,820,591.47	920,424.69	(900,166.78)	(97.8%)	3,546,116.86	3,030,509.72	(515,607.14)	(17.0%)
<u>Other Requirements</u>								
Workers' Compensation	36,535.00	35,400.00	(1,135.00)	(3.2%)	73,042.00	70,869.00	(2,173.00)	(3.1%)
Citywide Administrative Support	368,900.00	315,560.00	(53,340.00)	(16.9%)	737,720.00	631,116.00	(106,604.00)	(16.9%)
Communications & Technology Mgmt	138,830.00	104,015.00	(34,815.00)	(33.5%)	277,652.00	208,015.00	(69,637.00)	(33.5%)
Accrued Payroll	15,435.00	20,234.50	4,799.50	23.7%	30,870.00	40,469.00	9,599.00	23.7%
Operating Reserve	163,934.34	160,241.66	(3,692.68)	(2.3%)	327,868.67	320,483.33	(7,385.34)	(2.3%)
CTECC	12,015.00	11,565.00	(450.00)	(3.9%)	24,011.00	23,117.00	(894.00)	(3.9%)
Trunked Radio Allocation	10,352.50	9,560.00	(792.50)	(8.3%)	20,705.00	19,093.00	(1,612.00)	(8.4%)
Public Works Capital Projects Mgmt Fund	64,260.00	0.00	(64,260.00)	N/A	128,482.00	0.00	(128,482.00)	N/A
Liability Reserve	0.00	1,416.66	1,416.66	100.0%	0.00	2,833.33	2,833.33	100.0%
Total Other Requirements	810,261.84	657,992.82	(152,269.02)	(23.1%)	1,620,350.67	1,315,995.66	(304,355.01)	(23.1%)
Total Requirements	8,973,646.31	8,185,623.34	(788,022.97)	(9.6%)	17,852,306.27	16,611,833.61	(1,240,472.66)	(7.5%)
SURPLUS (DEFICIT) OF TOTAL AVAILABLE FUNDS OVER TOTAL REQUIREMENTS	\$ 3,009,730.25	\$ 2,710,846.79	\$ 298,883.46	11.0%	\$ 6,403,385.19	\$ 5,171,822.73	\$ 1,231,562.46	23.8%

PE Monthly Report - Austin Airport Advisory Commission

Project		Subproject		Subproject Manager	Current Subproject Status Info	FDU	Expenses YTD	Spend Plan Amount - Budget - FDU Level - Current Year
5415	ABIA Terminal Improvements	ABIA Terminal Fire Protection Improvements-Phase 2	5415.056	Avila, Ben	Project is in CLOSE-OUT Phase - Will check if ann contracts have been closed and if OK will proceed with CLOSE of project and FDU	4910 8107 3176	\$341	\$0
						4911 8107 A176		\$239,006
		Terminal Improvements 2012	5415.059	Jones, Burton	No changes.	4910 8107 3190		\$0
						4910 8107 6053		\$0
						4911 8107 A190		\$0
		Terminal East Infill Project	5415.065	Jones, Burton	No change.	4910 8107 3215		\$0
						4910 8107 G215		\$0
						4911 8107 A215		\$0
						4912 8107 B060		\$0
						4912 8107 B215	\$6,862	\$0
		Records Management Implementation	5415.066	Folsom-Heath, Diana	Project was put in spring after completion of IT review. New scope is being developed to include other Aviation divisions. Working on scope and phasing. Expect to have final SOW by Q1 Fy17 to send to CTM for review and approval.	4910 8107 3216		\$367,690
		Matrix Electrical Room HVAC Improvements	5415.088	Stalder, Ricky	Warranty Period	4910 8107 3253		
		Food Court Improvements	5415.095	Henson, Torrey	The first part of the trash can order is complete and shipment scheduled. This purchase should be completed by mid-Summer.	4910 8107 3265		\$1
		Wet Pipe Fire Protection System	5415.096	Robinson, Mike	Contractor has completed approximately 99% of the scope of work.	4910 8107 3266		\$0
5702	ABIA Stormwater / Environmental	Restrooms Renovation	5415.098	Kumarage, Rohini	Finalizing consultant's proposal for additional work with Capital Contracting Office	4910 8107 3285	\$5,002	\$0
		Shared Use Passenger Processing System	5415.099	Folsom-Heath, Diana	Continue to hold until DAR issues are resolved.	4910 8107 3283		\$0
		South Terminal FY2015	5415.106	Mercado, Robert	Appropriation pending cost estimates from project managers.	4910 8107 3310	\$0	\$0
		Upper Level Curbside Expansion Joints	5415.107	Kumarage, Rohini	Warrenty Period	4910 8107 3312		\$0
5702	ABIA Stormwater / Environmental	Environmental Management System	5702.008	Carpenter, Kane	Open projects: helicopter noise modeling / support services to support amendments to City of Austin helicopter ordinance; updating ABIA hydrologic and hydraulic models to reflect current conditions; NEPA services: to support the terminal ramp expansion-FAA approval received in late September 2015, fuel consortium GSE fuel tanks - 3rd party project cancelled, and de-icing storage facility -FAA approval received in mid-2015; and implement an ABIA environmental records management system-project is wrapping up.	4910 8107 3151	\$0	\$0
		Stormwater Drainage Improvements	5702.011	Vonstein, Alison	Seven bids received on the 12/15/2016 due date. A decision is pending regarding which Alternates to accept. Scheduled Council award of construction contract is 2/9/2017. If budget/funding allows, Outfalls 10 and 11 will be bid later as an additional project. The Aviation Department added Outfalls 10 and 11 as emergencies from the floods. When debris was cleared out from the floods, it was noticed that these outfalls need to be rebuilt or redefined. Schedule will be adjusted when it is determined if Outfall 10 and 11 will be included. Meeting held 11/29/2016 to present the draft study report for the FAA Tower, which flooded in October 2015 and May 2016.	4910 8107 3248		\$124,945
						4911 8107 A248	\$26,396	\$256,595
						4912 8107 C502		\$882,700
6000	ABIA Airside Improvements	Reclaimed Water Booster Pump	5702.013	Carpenter, Kane	Project will be delivered under 3rd pary lease agreement. I would like to keep project open until project is completed which is tentatively set for mid-2016.	4910 8107 3290	\$1,928	\$30,756
		Electronic Airport Layout Plan And Utility Mapping	6000.103	Kumarage, Rohini	Work continues. As part of phase II scope, A-GIS/eALP and Utility Mapping Data Viewer training took place on November 1st and 2nd for DOA staff	4910 8107 3242		\$0
6001	ABIA Landside Facility Improvements	Information Technology Master Plan	6001.072	Mercado, Robert	Final verification of Phase One & Two SUPPs installation underway as part of the ITMP scope of work.	4910 8107 3188		\$0
		ABIA Bldg 6005 Improvements-Phase II (P&E)	6001.084	Pirtle, Robert	Construction and architectural contract is complete but this project is currently providing cubicles and furnishings in some of the renovated areas for staff use.	4910 8107 3217	\$36,927	\$0
						4911 8107 A217	\$133,695	\$0
		Landside Roadway and Pedestrian Improvements Phase 1	6001.092	Vonstein, Alison	Council approved award and execution of construction contract 3/31/16. Construction contract was executed 4/22/16. Pre-Construction conference held 6/6/2016. NTP start date is 7/18/2016. Submittal process is almost complete. Contractor has installed curb & gutter along Freight Lane and backfilled. Sidewalk installation along Freight Lane is in progress.	4910 8107 3249		\$30,000
						4911 8107 A249	\$188,582	\$1,002,629
6001	ABIA Landside Facility Improvements	Elevator Refurbishment Re-bid	6001.093	Kumarage, Rohini	Received one bid. The proposed bid is scheduled to be on December Commission Agenda and January council agenda for approval.	4911 8107 A401	\$0	\$356,850
						4911 8107 A245		\$1,003,012

PE Monthly Report - Austin Airport Advisory Commission

Project		Subproject		Subproject Manager	Current Subproject Status Info	FDU	Expenses YTD	Spend Plan Amount - Budget - FDU Level - Current Year
6001	ABIA Landside Facility Improvements	Upper Level Embankment Inspections and Repairs	6001.095	Vonstein, Alison	There were two responsive proposals for construction contract received on the 12/13/2016 due date. Kick-off meeting for the evaluation panel was held 12/29/2016. Site plan exemption has been approved. Building permit is being re-applied for. Street & Bridge and QMD will be involved during construction. CSD will provide inspection services. Consultant submitted an additional services request 9/21/2016 for construction phase services, re-issuance of the project as a CSP, adding a temporary road and continued monitoring services. This proposal was revised and resubmitted by the consultant on 12/29/2016, to address the City's review comments.	4910 8107 3247	\$568	\$20,084
						4911 8107 A247	\$2,430	\$4,942,965
		Maintenance Complex Renovations - Bldg. 8220	6001.097	Jones, Burton	Project is being closed.	4910 8107 3263	\$0	\$1,527,000
						4911 8107 A263		\$0
		Central Plant - Media Fill Replacement Project	6001.098	Mercado, Robert	Project work will be completed by Hensel Phelps, contractor for the Terminal East Infill project, since they are working in the Central Plant already as a part of that project. Funding will remain with this FDU.	4911 8107 A400		\$0
		Buildings and Fence Demolition	6001.100	Vonstein, Alison	Council approved construction contract award to Total Demolition, Inc. 10/6/2016, for a bid amount of \$97,000, including the solar-powered antenna Alternate and a 10% contingency, for a total proposed award amount of \$106,700. The construction contract was executed 12/02/2016. Contractor needs to submit preliminary submittals required by 2.4.2 of Section 00700 General Conditions, prior to scheduling the pre-construction contract. Construction phase services for the consultant are authorized.	4911 8107 A403	\$42,936	
		Campus HVAC Improvements	6001.102	Avery, Richard	Sponsor PM changed. Meeting with staff to discuss 30% Design held 12/21/16. Plans not sufficiently detailed to warrant meeting. New meeting to be scheduled after holidays. Comments passed on to KSA.	4911 8107 A407		\$230,377
						4911 8107 A504		\$416,714
		Drainage Easement	6001.103	Carpenter, Kane	Per Robert Henst 6/22/15 email: Waiting on final invoice to be paid.	4912 8107 C504	\$15,796	\$820,766
						4910 8107 3292		\$0
		Landside Roadway and Pedestrian Improvements Phase 2	6001.107	Smythe-Macaulay, David	Bus Shelter Request for Council Approval (RCA) is scheduled for the January 26th Council Meeting. The project will seek the Airport Advisory Committee's (AAC) recommendation at their December 13th meeting. Sidewalk 95% construction documents are being prepared for quality review. The drawings are pending completion of the site plan correction.	4911 8107 A503	\$5,857	\$459,000
						4912 8107 C500	\$8,798	\$469,500
Campus Signage Improvements	6001.112	Vonstein, Alison	QMD comments on the 60% set returned 11/28/2016. Consultant submitted a 90% set 12/28/2016. Project is scheduled to be advertised as an IFB 1/130/17, with bids due 2/23/17.	4912 8107 C501	\$6,096	\$394,500		
Parking Garage & Admin Building - West Lot A - Design & Construction	6001.114	Jones, Burton	We are about to sign the Contractor's agreement. Austin Commercial has been in our last two design meetings. PGAL is continuing the design effort.	4912 8107 C503	\$24,436	\$100,000		
				4912 8107 C507	\$1,071,118	\$79,994,586		




BUSINESS DEVELOPMENT AND TENANT MANAGEMENT
Austin Airport Advisory Commission Report
January 10, 2017

Tenant Updates and Business Development Events

1. ABIA has launched the Good Traveler Program which gives passengers the opportunity to help make air travel more sustainable by purchasing carbon offsets at an affordable price. Through The Good Traveler Program, \$2 purchases carbon offsets for 1,000 miles of flying. Air travelers may select what projects their contribution funds with options ranging from wind farms to forestry. The Good Traveler Program was launched a year ago by San Diego International Airport. Austin's airport is among the first to pilot the expansion of the program.
2. Terminal Concessions RFP Update:
 - During evaluation of offers submitted in conjunction with the RFP a total of 12 responses were disqualified. The City disqualified the 12 responses for reasons including but not limited to offers being non-complaint or non-responsive. As a result of the disqualifications 9 of the 15 packages to which offers were received contained disqualified responses. On December 22, 2016, in an effort to ensure that the Airport and our passengers are provided retail and food and beverage options commensurate with the Airport's goal of being the Airport of choice for Central Texas, the City is exercised its option to reject all offers cancel RFP-8100-ABIA-003. The Airport expects to issue a revised RFP for terminal concessions on or about March 1, 2017.

GROUND TRANSPORTATION TRANSACTIONS DECEMBER 2016



YEAR TO YEAR COMPARISON			
SERVICE CATEGORY	DECEMBER 2016	DECEMBER 2015	% Increase/(Decrease)
TAXICAB	25,203	22,798	10.5%
LIMOUSINE	3,104	2,781	11.6%
HOTEL SHUTTLE	2,455	3,103	(20.9%)
OTHER SHUTTLE	1,041	1,126	(7.5%)
CHARTER BUS	106	92	15.2%
OVERALL TOTAL	31,909	29,900	6.7%

AGENDA



Recommendation for Council Action (CLMD)

Austin City Council

Item ID:

66678

Agenda Number

<ITEM_OUTLINE>

Meeting Date:

January 26, 2017

Department:

Capital Contracting Office

Subject

Authorize award and execution of a construction contract with PIATRA, INC., for the Austin-Bergstrom International Airport Bus Shelter Improvements project in the amount of \$496,800 plus a \$49,680 contingency, for a total contract amount not to exceed \$546,480. (District 2)

Amount and Source of Funding

Funding is available in the Fiscal Year 2016-2017 Capital Budget of the Department of Aviation.

Fiscal Note

A fiscal note is attached.

Purchasing Language:

Lowest responsive bid of four bids received through a competitive Invitation for Bid solicitation.

Prior Council Action:

N/A

For More Information:

Rolando Fernandez, 512-974-7749; Sarah Torchin, 512-974-7141; Lucy Thompson 512-974-7967; David Smythe-Macaulay, 512-974-7152; Jennifer Williams, 512-530-5543.

Boards and Commission Action:

To be reviewed by the Airport Advisory Commission on January 10, 2017.

Related Items:

MBE / WBE:

This contract will be awarded in compliance with City Code Chapter 2-9A of the City Code (Minority Owned and Women Owned Business Enterprise Procurement Program) by meeting the goals with 12.48% MBE and 87.52% WBE participation.

Additional Backup Information

The Austin-Bergstrom International Airport serves Austin and Central Texas is one of the fastest growing airports in the country. With the addition of new international flights and Austin's reputation as a top U.S. travel destination the Department of Aviation has seen an increase in bus ridership since the original CapMetro Bus Shelter was built. This increase has prompted Aviation to replace the existing standard bus shelter located at the lower level, right outside the baggage claim with a new iconic guitar-shaped facility for bus patrons.

Aviation has been working with CapMetro executives and staff throughout this process to finalize a design that represents Austin and provides an enhanced feature as a focal point for passengers as their first glimpse of "Keeping Austin Weird". The project is intended to provide an improved and innovative facility for bus patrons that will become a topic of conversation and an attraction that is unique to Austin. Because this structure does not follow the

typical specifications and standards of a regular CapMetro bus stop, Aviation will be responsible for building and maintaining this unique new structure.

The project consists of the removal of existing sidewalk pavement; construction of drilled pier and spread footings for the metal structure; conduit runs for electrical and communication cables; light-emitting diodes lighting on the structure; an interactive touch screen monitor for information; installation of electrical outlets for mobile device charging; and new benches and lean bars.

Due to the potential for delay, inconvenience and impact to airport travelers and others using airport landside roads, a 10% contingency in funding has been included to allow for the expeditious processing of any change orders. A contingency is an additional amount of money added to the construction budget to cover any unforeseen construction costs associated with the project.

Executing this construction contract in a timely manner will allow the airport to complete the bus shelter by Austin's busy summer season.

The contract allows 110 calendar days for completion of this project. This project is located within zip code 78719 (District 2). The project is managed by the Public Works Department.

Piatra, Inc. is located in Austin, Texas.

Information on this solicitation is available through the City's Financial Services website. Link: [Solicitation Documents](#).

M/WBE Summary

Public notice was given for this solicitation, CLMC622 ABIA Bus Shelter Improvements project, through the City's Vendor Connection web portal which resulted in 767 contractors receiving notification and 39 contractors obtaining the bid documents. Four bids were received and opened on October 6, 2016 of the Four bids received, one firm was certified MBE/WBE. Piatra, Inc. submitted the lowest responsive bid:

Piatra, Inc., Austin, Texas (WBE/FW)	\$496,800
AG Construction Management, Austin, Texas	\$516,000
Trinity Transcon, Euless, Texas	\$602,460
Gadberry Construction, Austin, Texas	\$759,592

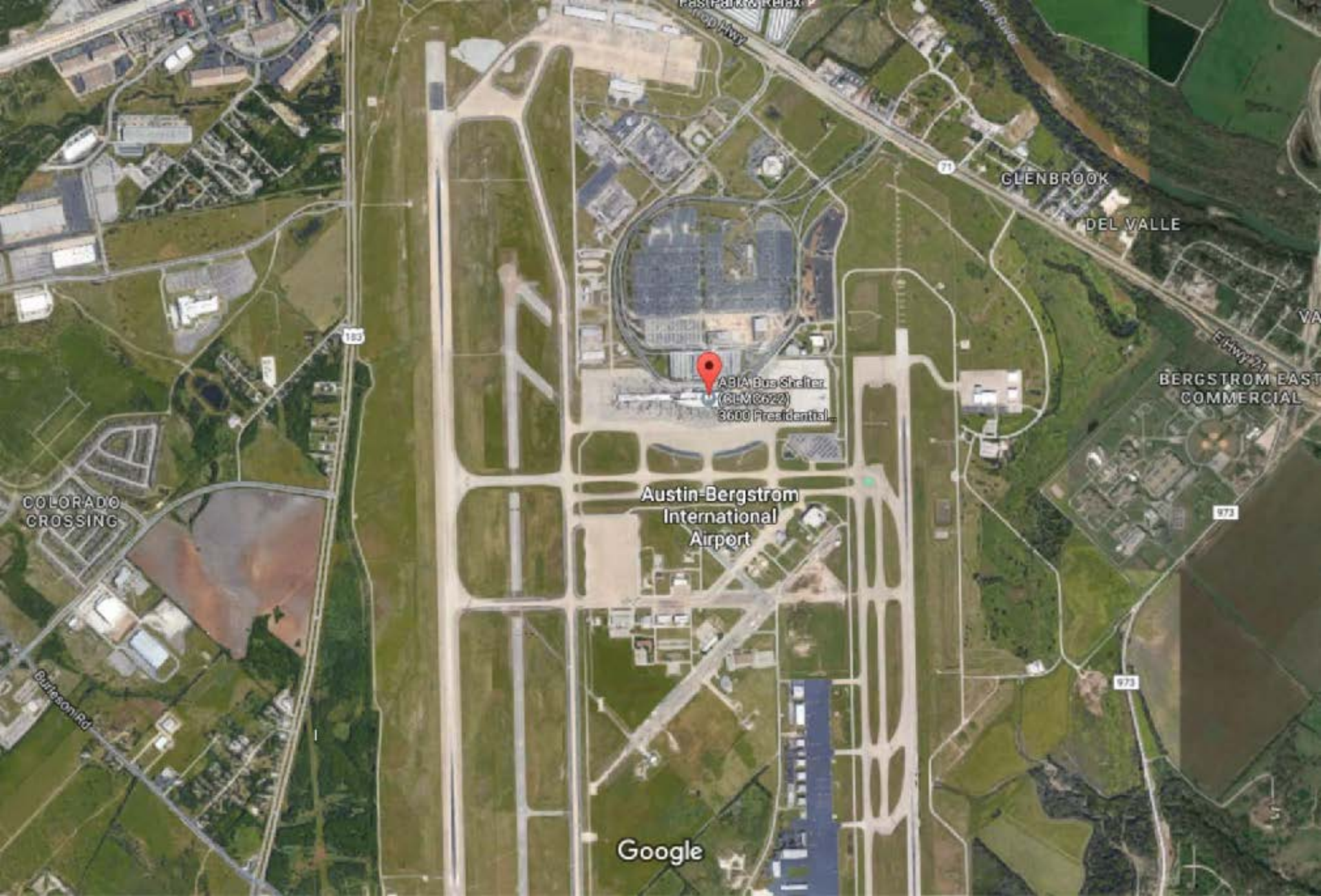
The contractor's choice of work methodology provides for 3 areas of subcontracting opportunities which are listed below. Participation goals stated in the solicitation were 2.84% MBE and 1.47% WBE. Total participation estimated on base bid amount of \$496,800:

<u>M/WBE – PRIME</u>	<u>\$430,350</u>	<u>86.63%</u>
(FW) Piatra, Inc., Austin, Texas	\$430,350	86.63%
<u>MBE TOTAL – SUBCONTRACTORS</u>	<u>\$62,000</u>	<u>12.48%</u>
(MH) CTX Electric, Inc, Austin, TX (electrical)	\$62,000	12.48%
<u>WBE TOTAL – SUBCONTRACTORS</u>	<u>\$4,450</u>	<u>0.89%</u>
(FH) Alpha ready Mix, LLC, Hutto, TX (ready mix concrete)	\$3,800	0.76%
(FW) Liquid Waste Solutions, LLC, Buda, TX (portable toilets)	\$650	0.13%

The Contractor submitted a MBE/WBE Compliance Plan that met the goals of the solicitation and was approved by the Small and Minority Business Resources Department. Second and third low bidder information is provided.

SECOND BIDDER - AG Construction Management, Austin, Texas \$516,000.00
55.00% Non-M/WBE prime participation and 45.00% Non-M/WBE subcontractor participation.

THIRD BIDDER - Trinity Transcon, Euless, Texas \$602,460.00
20.13% Non-M/WBE prime participation; 3.15% MBE, 27.76% WBE, and 48.96% Non-M/WBE subcontractor participation.



Past Park to Relax

Prop Hwy

71

GLENBROOK

DEL VALLE

VA

EHwy 71

BERGSTROM EAST
COMMERCIAL

972

972

185

COLORADO
CROSSING

Burleson Rd

ABIA Bus Shelter
(CLM6622)
3600 Presidential

Austin-Bergstrom
International
Airport

Google



GUITAR BUS SHELTER

A G E N D A



Recommendation for Council Action (CLMD)

Austin City Council

Item ID:

66679

Agenda Number

<ITEM_OUTLINE>

Meeting Date:

January 26, 2017

Department:

Capital Contracting Office

Subject

Authorize award and execution of a construction contract with GADBERRY CONSTRUCTION COMPANY, INC for the Elevator Refurbishment Rebid project in the amount of \$2,927,000 plus a \$292,700 contingency, for a total contract amount not to exceed \$3,219,700. (District 2)

Amount and Source of Funding

Funding is available in the Fiscal Year 2016-2017 Capital Budget of the Department of Aviation.

Fiscal Note

A fiscal note is attached.

Purchasing Language:

Only responsive bid received through a competitive Invitation for Bid solicitation.

Prior Council Action:

N/A

For More Information:

Rolando Fernandez, 512-974-7749; Sarah Torchin, 512-974-7141; Rohini Kumarage, 512-530-7547.

Boards and Commission Action:

To be reviewed by the Austin Airport Advisory Commission on January 10, 2017

Related Items:

MBE / WBE:

This contract will be awarded in compliance with City Code Chapter 2-9A Minority Owned and Women Owned Business Enterprise Procurement Program by meeting the goals with 0.65% MBE and 3.96% WBE participation.

Additional Backup Information

In 2013 the Department of Aviation contracted with RS&H and its sub-consultants to evaluate the operation of the elevators throughout the Austin-Bergstrom International Airport parking garage and terminal building. The RS&H team conducted an examination of the six passenger elevator units in the parking garage and the airport terminal elevators which include 14 passenger elevators and two freight elevators. After the evaluations of the Airport elevators it was determined that they are all in need of modernization with the exception of the terminal elevators 1, 2A, and 2B. In 2015 RS&H and Barbre Consulting provided a comprehensive elevator condition report that outlined the recommended modernization elements needed for the elevator refurbishment.

This project consists of the refurbishment of garage and terminal elevators at the Austin-Bergstrom International Airport. The specific work elements include mechanical and electrical upgrades, elevator refinishing, elevator floor

replacement, metal enclosure, stone tile surrounds, wall panel repairs, re-glazing, and signal notifications work.

This contract will include the award of Alternate A for the refurbishment of terminal elevator 3. An alternate bid is a specified item of the construction work that is priced separately for additional items of work that may be awarded as part of the contract if the bids come within the specified budget.

Due to the potential for delay and ensuing inconvenience and impact to airport travelers and others using airport elevators, a 10% contingency in funding has been included to allow for expeditious processing of any change orders. A contingency is an additional amount of money added to the construction budget to cover any unforeseen construction costs associated with the project.

This project is not time-sensitive, however a delay in approving this contract will delay needed repair and renovation work to the elevators at the airport.

The contract allows 605 calendar days for completion of this project. This project is located within zip code 78719 (District 2). The project is managed by the Department of Aviation.

Gadberry Construction Company, Inc. is located in Austin, Texas.

Information on this solicitation is available through the City's Financial Services website. Link: [Solicitation Documents](#).

M/WBE Summary

Public notice was given for this solicitation, CLMC578A, for the Elevator Refurbishment Rebid project, through the City's Vendor Connection web portal which resulted in 55 contractors receiving notification. Twenty-three contractors obtained the solicitation and one bid was received and opened on September 15, 2016. Gadberry Construction Company, Inc. submitted the only responsive bid:

	<u>Base Bid</u>	<u>+</u>	<u>Alternate A</u>	<u>=</u>	<u>Total Bid</u>
Gadberry Construction Company, Inc. Austin, Texas.	\$2,700,000		\$227,000		\$2,927,000

The contractor's choice of work methodology provides for 6 areas of subcontracting opportunities which are listed below. Project specific sub goals stated in the solicitation were 0.61% MBE and 0.25% WBE. Total participation estimated on base bid amount of \$ 2,700,000:

<u>NON M/WBE TOTAL – PRIME</u>	<u>\$862,285</u>	<u>31.94%</u>
Gadberry Construction Company, Inc. Austin, TX	\$862,285	31.94%
<u>MBE TOTAL – SUBCONTRACTORS</u>	<u>\$17,500</u>	<u>0.65%</u>
(MH) All About Design, Austin, TX (Door and Paint)	\$17,500	0.65%
<u>WBE TOTAL – SUBCONTRACTORS</u>	<u>\$106,975</u>	<u>3.96%</u>
(FH) JS Electric, Buda, TX (Electrical)	\$106,975	3.96%
<u>NON M/WBE TOTAL – SUBCONTRACTORS</u>	<u>\$1,713,240</u>	<u>63.45%</u>
Schindler Elevator Corp., San Antonio, TX (Elevators)	\$1,632,500	60.46%
Comforts Systems USA, Round Rock, TX (HVAC)	\$47,800	1.77%
Simplex Grinnell, Round Rock, TX (Fire Alarm)	\$32,940	1.22%

The Contractor submitted a MBE /WBE Compliance Plan that met the goals of the solicitation and was approved by the Small and Minority Business Resources Department.

CIP EXPENSE DETAIL

DATE OF COUNCIL CONSIDERATION:
CONTACT DEPARTMENT(S):

1/26/17
Aviation

SUBJECT: Authorize award and execution of a construction contract with GADBERRY CONSTRUCTION COMPANY, INC for the Elevator Refurbishment Rebid project in the amount of \$2,927,000 plus a \$292,700 contingency, for a total contract amount not to exceed \$3,219,700.

CURRENT YEAR IMPACT:

Department:	Aviation
Project Name:	Elevator Refurbishment
Fund/Department/Unit:	4911-8107-A245
Funding Source:	Department of Aviation Revenue Bonds
Current Appropriation:	4,600,000.00
Unencumbered Balance:	4,230,369.45
Amount of This Action:	<u>(3,219,700.00)</u>
Remaining Balance:	<u>1,010,669.45</u>

Total Amount of this Action funded by CIP	<u><u>3,219,700.00</u></u>
---	----------------------------

ANALYSIS / ADDITIONAL INFORMATION: As the funds were previously authorized by Council, there is no analysis/ additional information required to demonstrate funding. If additional funding is needed it will be contingent on funding in future budgets.