

# Austin Fire

## Department Review



February 8, 2017

City of Austin, TX



# Who We Are!

**46**  
Fire &  
Airport  
Stations

**7**  
Satellite  
Offices



**1,150**  
Sworn  
FTEs



**106**  
Civilian  
FTEs



**277**  
Square  
Miles  
Covered

**106**  
Fire  
Apparatus

(Engines, Aerials, Rescues, BCs,  
Water Resources, Brush, Safety)



**312**  
Public  
Education  
Events



**2,533**  
Free  
Smoke  
Alarms



**4**  
Person  
Staffing on  
Apparatus

## FIRE EMERGENCY RESPONSE, PREVENTION & OUTREACH

**33%**  
Response to  
Fires, Rescues,  
HazMat, Other

**67%**  
Response to  
Medical  
Emergencies

**36,259**  
Inspections  
Performed

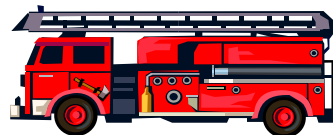


**132**  
Arson  
Fires

**122,401**  
County  
Dispatched  
Calls

**150,028**  
Units  
Dispatched  
Countywide

**81,973**  
City Incident Responses



**56**  
On-the-job  
Injuries



**3,575**  
Fitness  
Interventions


**1,011**  
Wildfire  
Mitigation  
Treated  
Acreage

**11**  
Auto-Aid  
Partners



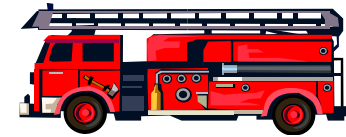
# What We Do... Video

---



# Department Mission

---



## **Prevent** fire deaths and property loss

- 🔥 Plan review & inspection
- 🔥 Special event permitting
- 🔥 Arson investigation



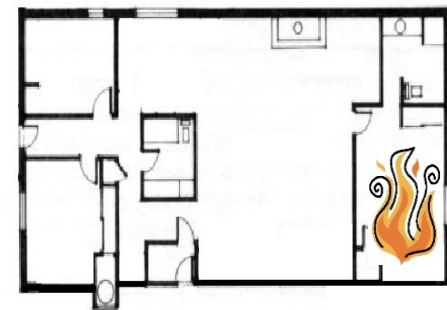
## **Prepare** for emergencies

- 🔥 Train cadets & incumbents
- 🔥 Public education & awareness
- 🔥 Pre-plan for wildfires, floods, active shooter



## **Respond** efficiently and effectively to emergencies

- 🔥 Response Times
- 🔥 Room of Origin
- 🔥 Partnering with Emergency Service Districts (ESDs)



# How We Operate

---

## 4-Person Staffing



- ✓ Council Resolution No. 20071101-038
- ✓ Includes all apparatus and Special Operations vehicles

## Sworn Call Center



- ✓ Dispatch for all fire departments countywide
- ✓ 24/7 operation using 40 sworn personnel

## First Responder for Medical Calls



- ✓ First on-scene to calls that are medical in nature
- ✓ 67% of all AFD calls are medical



# Department Budget Overview

FY 2017 Totals at a Glance...

**FY 2017 Approved Budget**

\$191.9 million

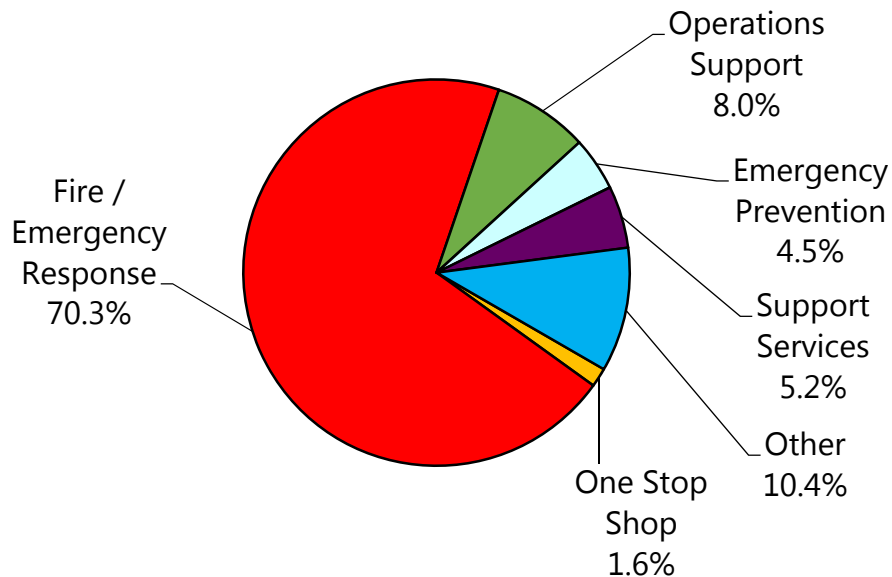
**FY 2017 Positions**

Sworn: 1,150  
Civilian: 106

**FY 2017 Sources**

Tax Supported: 95.1%  
Fees: 1.6%  
Aviation/Other: 3.3%

## FY 2017 Budget by Program



## Program Highlights

- Fire Response (Operations) has 1,013 positions - 70.3% of total budget
- Prevention & One Stop Shop includes engineering & inspections, investigations, outreach & wildfire mitigation services
- Operations Support includes fleet & equipment support, communications, wellness & safety, cadet hiring & education services
- Support Services & Other include administration functions & City transfers

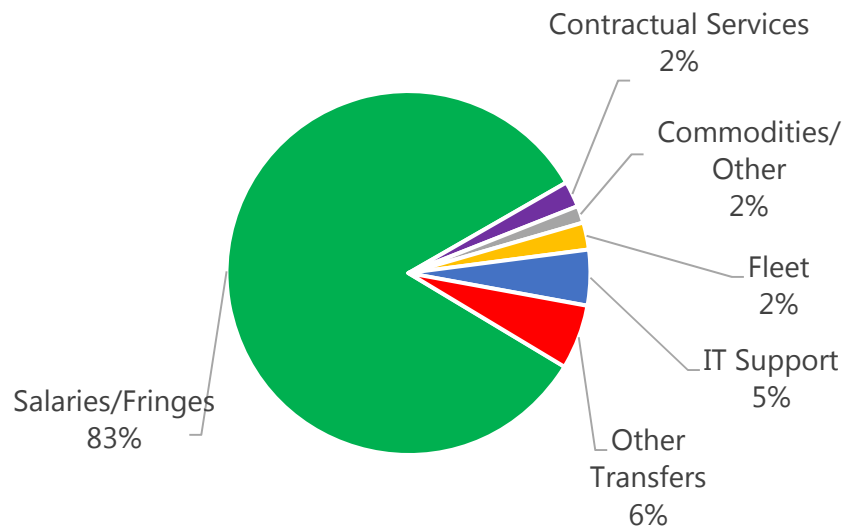
# Department Budget Overview

## Data and Highlights

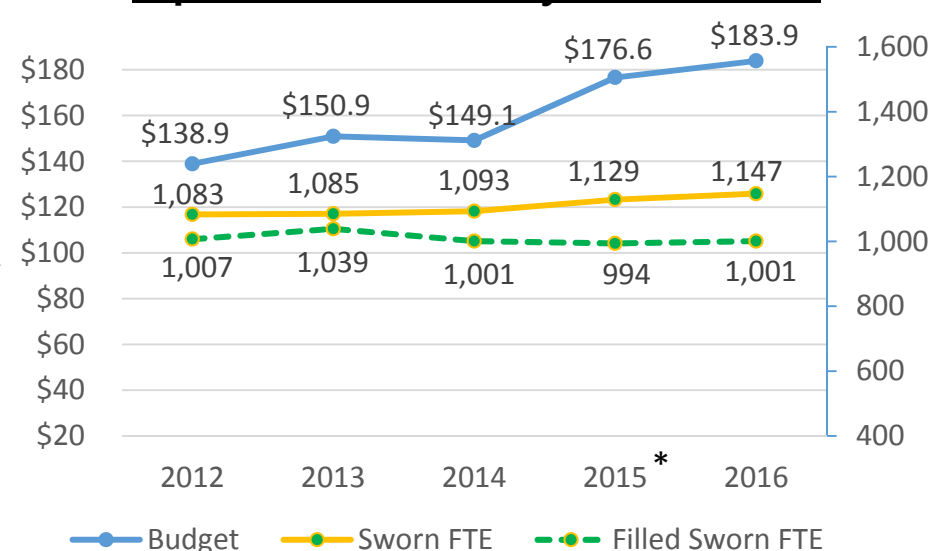
- Up 64 Sworn FTEs from FY 2012 to 2016
- FY 2015 budget: General Fund support for 4-person staffing & cost allocations
- 96% of FY 2017 budget involves non-discretionary spending: personnel, City transfers, fleet & IT support



**Expenditure Budget by Category**



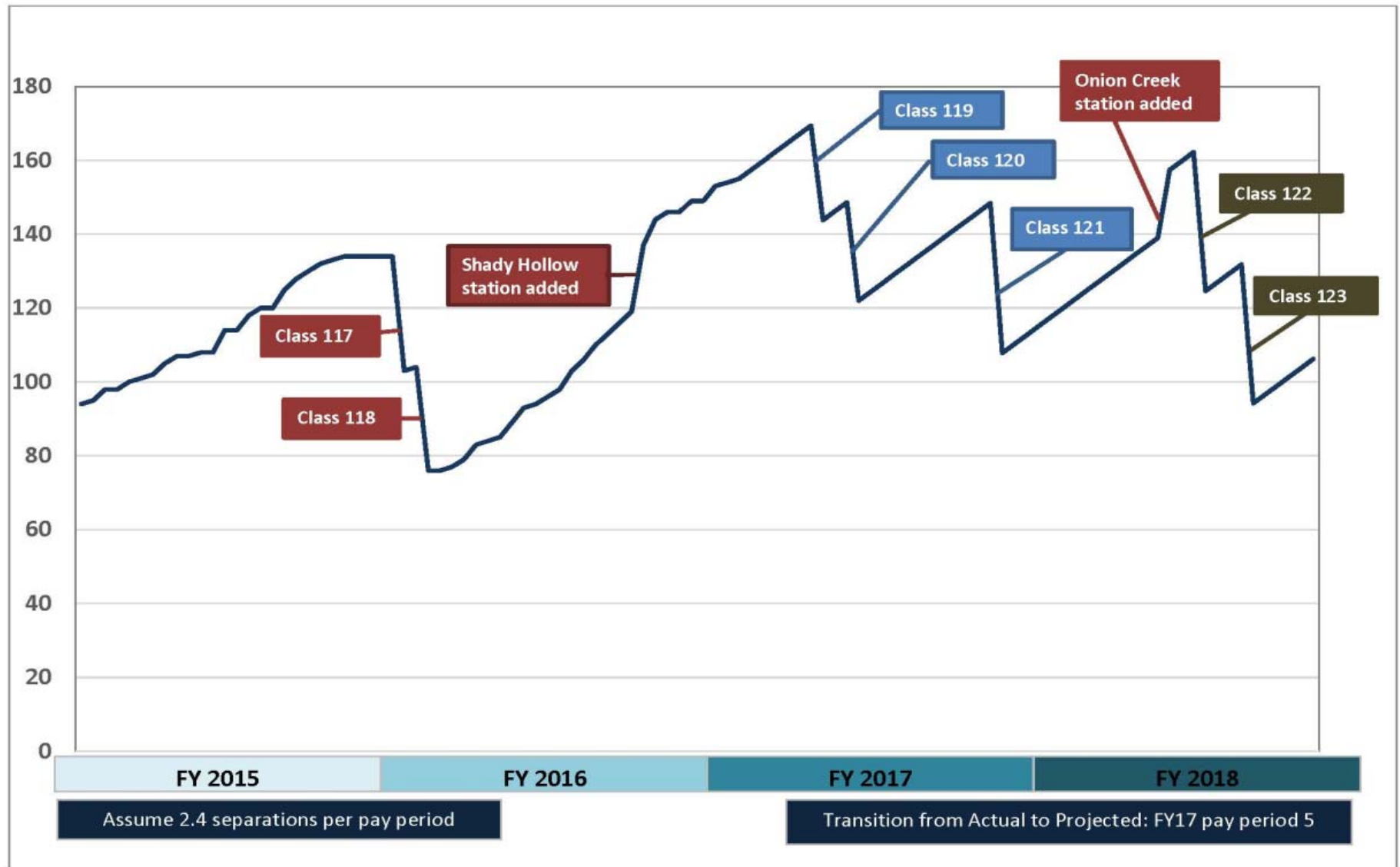
**Expense and FTE History: FY 2012-2016**



\* Beginning in FY 15, \$16.2 million in administrative cost centers were reallocated to department from the General Fund level

# Firefighter Vacancies and Vacancy Projections

FY2015 to FY2018





# Capital Budget

## Overview of Projects

### ➤ Public Safety Facility Improvements

- Onion Creek fire station (Spring 2018)
- Funded by Proposition 16 of the 2012 Bonds



### ➤ Facility Modifications

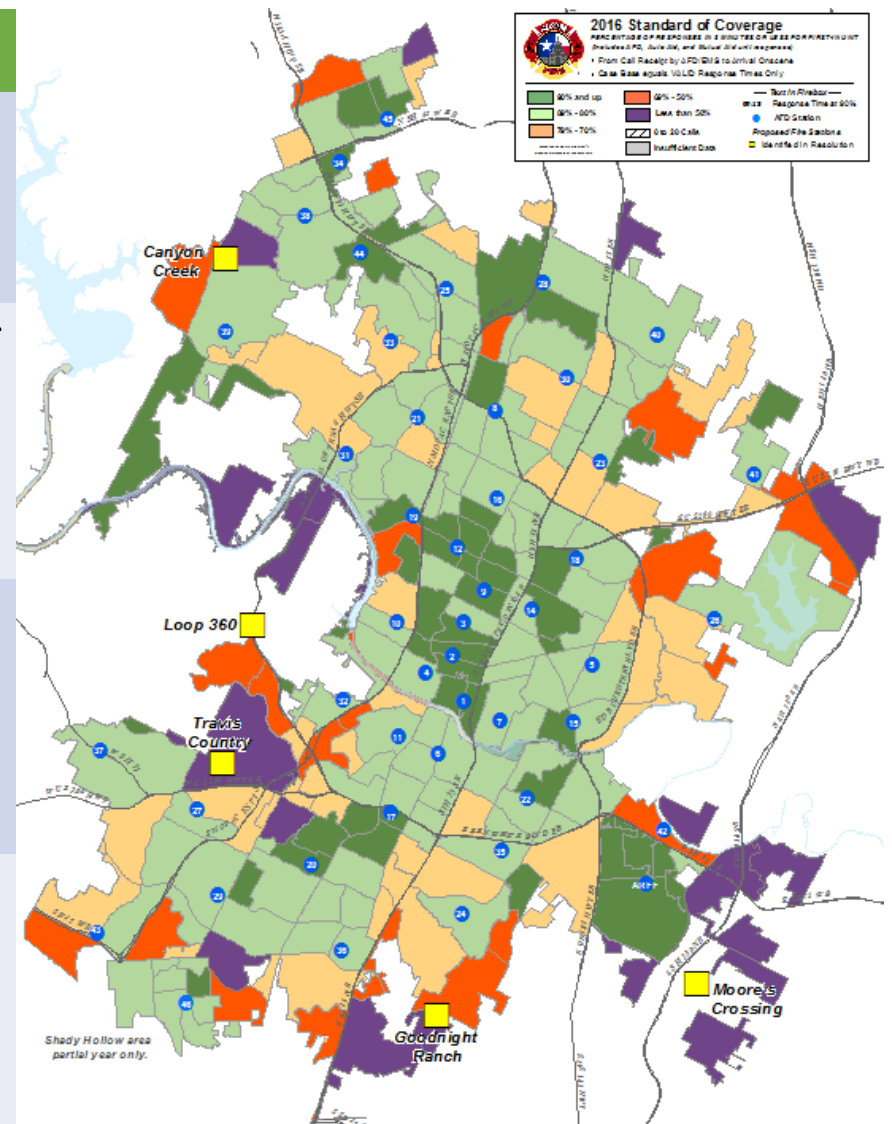
- Shaw Lane / Pleasant Valley drill field & tower renovation
- Fire station driveway replacements
- Locker room additions Phase V



# Demographic and Operational Factors

## Service Delivery Impacts

Description	Challenge
Population / Customer growth	90,000+ increase since FY 2012 (full purpose)
Growth in service territory	Maintaining Standard of Coverage and response times on City periphery
Cultural diversity throughout the region	Efforts to encourage diverse workforce at all ranks
Cadet Hiring – U.S. Dept. of Justice Consent Decree	Delayed and smaller cadet classes increases vacancies and overtime requirements



# Noteworthy Prior Council Actions

Resolution	Description
20071101-038	Minimum four-person staffing
20070809-036	Providing comparable locker room facilities
20160324-009	Five additional fire stations
20160609-054	Providing fire service to ESD 4

## RESOLUTION NO. 20071101-038

WHEREAS, the City Council Recognizes public safety as a top priority, and

WHEREAS, the Austin Fire Department is tasked with protecting the lives and property of the citizens of Austin, and

WHEREAS, many studies, including one carried out here in Austin, have shown that increasing firefighter staffing levels has a positive impact on safety and efficiency during Fire Department Operations, and

WHEREAS, the National Fire Protection Association's NFPA 1710 Standard requires a minimum of four firefighters per each firefighting apparatus, NOW, THEREFORE,

### BE IT RESOLVED BY THE CITY COUNCIL OF THE CITY OF AUSTIN

The City Council adopt Austin Fire Department Staffing, as defined below, as the minimum staffing requirement of the Austin Fire Department and direct the City Manager implement this standard, and

### BE IT FURTHER RESOLVED

Beginning in January 2008, the City will implement a minimum staffing policy for the Austin Fire Department and that staffing model will be completed by 2019 or sooner, if at all possible, and

## RESOLUTION NO. 20070809-036

WHEREAS, the City of Austin has consistently worked to provide a diverse workplace; and

WHEREAS, diversity equates not only to a numerically diverse workforce, but also equates to a workplace that provides facilities of equal or comparable nature; and

WHEREAS, the Austin Fire Department currently employs female fighters; and

WHEREAS, the stations where female fire fighters live and work often do not have equal or comparable facilities; and

WHEREAS, the City of Austin should make a commitment to providing equal or comparable facilities for female fire fighters as they provide much needed diversity in the Fire Department; NOW, THEREFORE,

## RESOLUTION NO. 20160324-009

WHEREAS, the Austin Fire Department uses a standard of 8 minute response times 90% of the time, which is consistent with national standards set by the Commission of Fire Accreditation International and the National Fire Protection Association; and

WHEREAS, in calendar year 2015, roughly 20% of the city met the established response time goal of 8 minutes or less 90% of the time; and

WHEREAS, according to the City of Austin Demographer, Austin's population grew over 38% over the last fifteen years; and

WHEREAS, as Austin's population continues to grow, the need for services will also increase; and

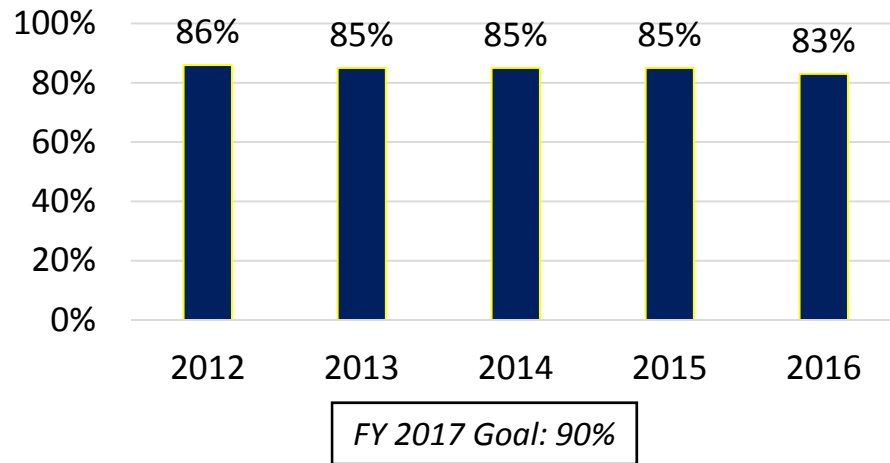
WHEREAS, the Austin Fire Department and The Austin Firefighters Association collaborated to update the 1994 Fire Station Justification Model, now called the Fire Station Risk and Service Delivery Analysis Model (Service Delivery Analysis), which provides data driven information to allow policymakers to proactively make informed decisions about the need for future fire station location and timing; and

WHEREAS, the 2016 Service Delivery Analysis determined there was an immediate need for fire stations in five areas with "significant development, increased population, and response times which are substantially below AFD's goal of 8 mins (call receipt to on scene, 90%)," which include the Travis Country area, the Loop 360 area, the Goodnight Ranch area, the Moore's Crossing area, and the Canyon Creek area; and

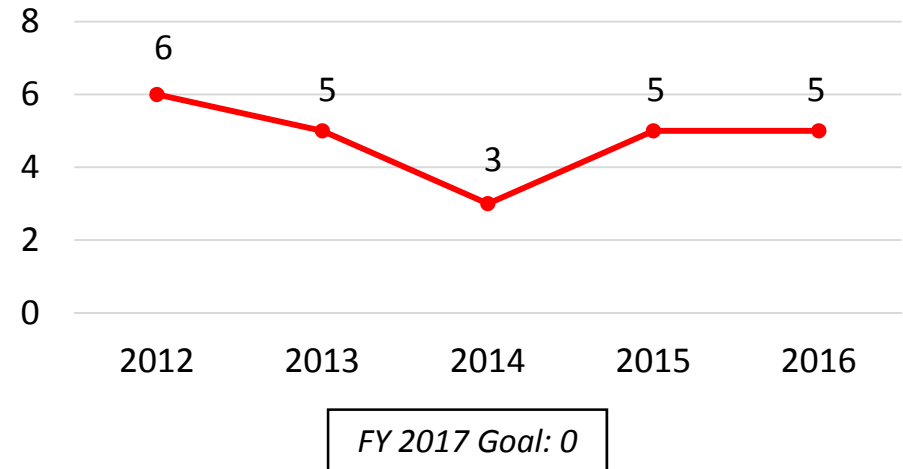
# Key Indicators

## Trend Overview

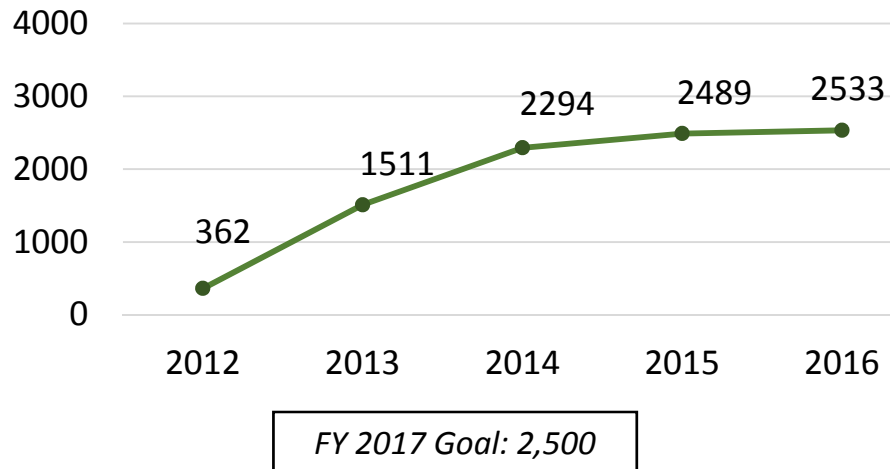
**% emergency incidents where time between call receipt and arrival is 8 minutes or less**



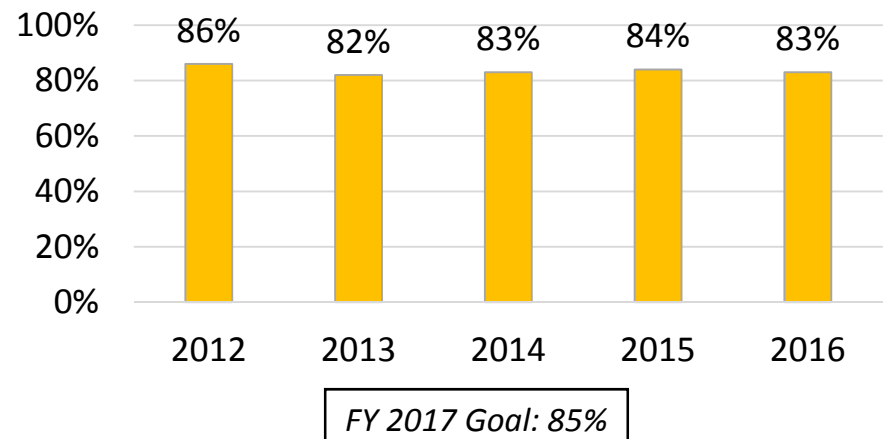
**Number of Unintentional Fire Deaths**



**Number of Smoke Alarms Installed**



**Percent of structure fires confined to room of origin**



# Horizon Issues

Fiscal Year 2018

Horizon Issue	Response
Inadequate facilities and the need for additional fire stations	No locations or funding identified for new stations and headquarters
Area growth and increased service demands	Added new Battalions, need Battalion Chief replacements in Staff sections Additional civilian positions needed to support increases in sworn staffing
Updating and replacing technology to improve efficiency	Fire station alerting system and expanding AMANDA for Plans Review
Preparedness and response to critical events	Pre-planning for floods and wildfires
Regional coordination of fire and emergency services	Communication, coordination and training with Emergency Service District (ESD) fire departments, law enforcement, and emergency medical partners



# Selected Program Highlights

---

- Wellness Center
- Existing Facilities
- Outreach and Wildfire
- Prevention
- Homeland Security and Investigations





# Questions Comments Feedback

