



Airport Advisory Commission

REGULAR MEETING MINUTES

January 10, 2017

The Airport Advisory Commission convened in a regular meeting on January 10, 2017, at 2716 Spirit of Texas Drive, in Room 174-A in Austin, Texas.

Board Members in Attendance:

Ernest Saulmon, Chair
Greg Anderson
Sam Sargent

Stephanie Trinh, Secretary
John Walewski
Vicky Sepulveda

Alex Reyna
Mike Rodriguez

Board Members Absent:

Luke Legate

Teddy McDaniel, III, Vice Chair

Staff in Attendance:

Susana Carbajal, Shane Harbinson, Yolanda Tovar, Jim Halbrook, Janice White, Jessica BlueBird, Katherine Klavsout, Kane Carpenter, Francisco “Kiko” Garza, Royce Traywick, Rohini Kumarage, Mariola Sullivan, Robert Mercado, Lyn Estabrook

Others Present:

Anthony Tall Bear – DNC
Maria Mascorro – DNC
Chris Coons – CP&Y
Bryan Chavez – RS&H

Welcome & Call the Meeting to Order:

Ernest Saulmon called the meeting to order at 5:01 p.m.

1. CITIZENS COMMUNICATIONS:

Anthony Tall Bear – Unite Here Union

2. APPROVAL OF MINUTES – October 11, 2016

Motion to approve the minutes. Motion made by John Walewski and seconded by Mike Rodriguez. Motion passed 7-0-0-3 (Commission Members Luke Legate, Greg Anderson and Teddy McDaniel, III were absent at this vote).

3. STAFF BRIEFING, REPORTS AND PRESENTATIONS

- a) Finance & Operations Reports for Fiscal Year 2017 to date.
- b) Planning & Engineering Capital Improvement Project Monthly Status Reports.
- c) Airport Tenant Updates.
- d) Ground Transportation Staging Area (GTSA) Transactions Report for December 2016.
- e) Transportation Network Companies (TNCs) Airport Transactions to date.

4. FOR RECOMMENDATION

- a) Authorize execution of a construction contract with PIATRA, INC., for the Austin-Bergstrom International Airport Bus Shelter Improvements project in the amount of \$496,800 plus a \$49,680 contingency, for a total contract amount not to exceed \$546,480.

Motion to approve. Motion made by Greg Anderson and seconded by Stephanie Trinh. Motion passed 7-0-1-2 (Commissioner Sargent abstaining, and Commissioners Legate and McDaniel, III were absent at this vote).

- b) Authorize award and execution of a construction contract with GADBERRY CONSTRUCTION COMPANY, INC for the Elevator Refurbishment Rebid project in the amount of \$2,927,000 plus a \$292,700 contingency, for a total contract amount not to exceed \$3,219,700.

Motion to approve. Motion made by Sam Sargent and seconded by Alex Reyna. Motion passed 7-0-0-3 (Commission Member Luke Legate, Greg Anderson and Teddy McDaniel, III were absent at this vote).

5. NEW BUSINESS

- a) None.

6. OLD BUSINESS (updates)

- a) Status of action items upon which the Commission has made a recommendation to Council.
(Please note the progress of the following items)

Approve an ordinance authorizing the issuance and sale by June 15, 2017, of City of Austin Airport System Revenue Bonds, Series 2017B AMT, in an amount not to exceed \$160,000,000 in accordance with the parameters set out in the ordinance, authorizing related documents, and approving related fees. **[Item went before City Council on December 15,**

2016 and passed.]

Approve an ordinance authorizing the issuance and sale by June 15, 2017, of City of Austin Airport System Revenue Bonds, Series 2017A (Non-AMT), in an amount not to exceed \$230,000,000 in accordance with the parameters set out in the ordinance, authorizing related documents, and approving related fees. **[Item went before City Council on December 15, 2016 and passed.]**

7. FUTURE AGENDA ITEMS

Date of next meeting: February 14, 2017

ADJOURNMENT.

Meeting was adjourned at 5:48 p.m.

CITY OF AUSTIN
AUSTIN-BERGSTROM INTERNATIONAL AIRPORT
Airport Operating Fund 5070
Income Statement - For Internal Use Only
Fiscal Year to Date for 3 Month(s) ended December 31, 2016

	Amended Budget	Budget Annualized 3 month(s)	Year to Date w/ Encumb	Y-T-D Variance Fav (Unfav)	Y-T-D % Variance Fav (Unfav)
REVENUE					
AIRLINE REVENUE					
Landing Fees	27,743,000.00	6,935,750.00	6,666,039.69	(269,710.31)	(3.9%)
Terminal Rental & Other Fees	36,210,000.00	9,052,500.00	9,246,175.93	193,675.93	2.1%
TOTAL AIRLINE REVENUE	63,953,000.00	15,988,250.00	15,912,215.62	(76,034.38)	(0.5%)
NON-AIRLINE REVENUE					
Parking	37,583,609.00	9,395,902.25	10,332,589.54	936,687.29	10.0%
Other Concessions	27,150,069.00	6,787,517.25	6,782,954.88	(4,562.37)	(0.1%)
Other Rentals and Fees	11,956,138.00	2,989,034.50	2,650,523.86	(338,510.64)	(11.3%)
TOTAL NON-AIRLINE REVENUE	76,689,816.00	19,172,454.00	19,766,068.28	593,614.28	3.1%
Interest Income	217,814.00	54,453.50	122,151.32	67,697.82	124.3%
TOTAL REVENUE	140,860,630.00	35,215,157.50	35,800,435.22	585,277.72	1.7%
OPERATING REQUIREMENTS					
Fac Mgmt, Ops and Airport Security	52,194,691.00	13,048,672.75	13,265,853.63	(217,180.88)	(1.7%)
Airport Planning and Development	4,162,285.00	1,040,571.25	905,699.15	134,872.10	13.0%
Support Services	21,342,367.00	5,335,591.75	3,896,604.50	1,438,987.25	27.0%
Business Services	13,576,502.00	3,394,125.50	2,758,149.38	635,976.12	18.7%
TOTAL OPERATING EXPENSES	91,275,845.00	22,818,961.25	20,826,306.66	1,992,654.59	8.7%
Debt Service					
GO Debt Service Fund	26,940.00	6,735.00	6,735.00	0.00	0.0%
2013A Revenue Refunding Bonds	16,906,054.00	4,227,594.20	4,227,594.20	0.00	0.0%
2013 Prosperity Bank Loan	5,242,472.00	1,181,802.97	1,181,803.13	(0.16)	(0.0%)
2014 Bond Issuance	1,022,380.00	175,657.91	175,646.89	11.02	0.0%
2017 Bond Issuance	45,226.00	154.54	0.00	154.54	100.0%
2005 Variable rate Notes (Swap)	11,367,213.00	2,847,807.00	2,692,267.00	155,540.00	5.5%
2005 Variable rate Notes Fees	1,339,682.00	334,920.42	339,495.89	(4,575.47)	(1.4%)
PFC Debt Service Funding	(12,746,311.00)	(3,189,364.89)	(3,134,638.78)	(54,726.11)	(1.7%)
TOTAL Net Debt Service	23,203,656.00	5,585,307.15	5,488,903.33	96,403.82	1.7%
OTHER REQUIREMENTS					
Workers' Compensation	438,392.00	109,598.00	109,577.00	21.00	0.0%
Citywide Administrative Support	4,426,720.00	1,106,680.00	1,106,620.00	60.00	0.0%
Communications & Technology Mgmt	1,665,952.00	416,488.00	416,482.00	6.00	0.0%
Accrued Payroll	185,220.00	46,305.00	46,305.00	0.00	0.0%
Compensation Adjustment	592,680.00	148,170.00	0.00	148,170.00	100.0%
Wage Adjustment Markets	133,472.00	33,368.00	0.00	33,368.00	100.0%
Operating Reserve	1,967,212.00	491,803.00	491,803.00	0.00	0.0%
CTECC	144,161.00	36,040.25	36,026.00	14.25	0.0%
Trunked Radio Allocation	124,230.00	31,057.50	31,057.50	0.00	0.0%
Public Works Capital Projects Mgmt Fund	771,082.00	192,770.50	192,742.00	28.50	0.0%
TOTAL OTHER REQUIREMENTS	10,449,121.00	2,612,280.25	2,430,612.50	181,667.75	7.0%
TOTAL REQUIREMENTS	124,928,622.00	31,016,548.65	28,745,822.49	2,270,726.16	7.3%
EXCESS (DEFICIT) OF TOTAL AVAILABLE FUNDS OVER TOTAL REQUIREMENTS	15,932,008.00	4,198,608.85	7,054,612.73	2,856,003.88	68.0%
ENPLANEMENTS	Passengers	% Inc/(Dec)			
Dec, 2016 (Month over Month)	526,211	0.06%			
Dec, 2016 - Year-to-Date	1,615,647	2.90%			

**CITY OF AUSTIN
AUSTIN-BERGSTROM INTERNATIONAL AIRPORT
INCOME STATEMENT COMPARISON THIS YEAR VS. LAST YEAR**

This month - This Year vs. Last Year

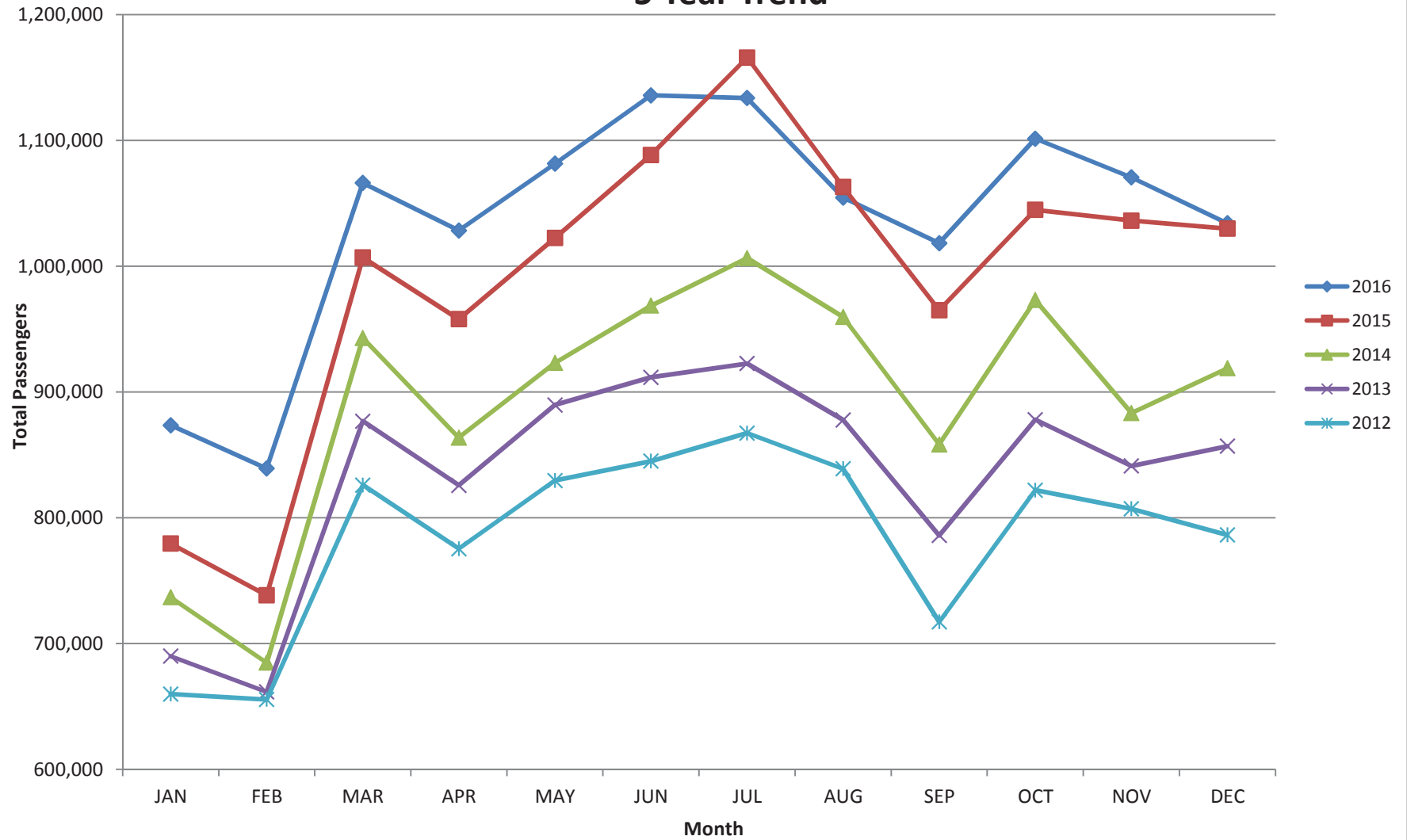
FY17 (Dec 16) vs FY16 (Dec 15)

Fiscal YTD - This Year vs. Last Year

FY17 (Oct 16 - Dec 16) vs FY16 (Oct 15 - Dec 15)

	FY17 Dec-16	FY16 Dec-15	Fav (Unfav) \$ Variance	Fav (Unfav) % Variance	FY17 YTD Dec-16	FY16 YTD Dec-15	Fav (Unfav) \$ Variance	Fav (Unfav) % Variance
<u>Airline Revenue</u>								
Landing Fees	2,189,760.77	2,039,116.92	150,643.85	7.4%	6,666,039.69	5,915,240.23	750,799.46	12.7%
Terminal Rental & Other Fees	3,062,611.16	2,781,368.73	281,242.43	10.1%	9,246,175.93	8,221,379.80	1,024,796.13	12.5%
Total Airline Revenue	5,252,371.93	4,820,485.65	431,886.28	9.0%	15,912,215.62	14,136,620.03	1,775,595.59	12.6%
<u>Non-Airline Revenue</u>								
Parking	3,293,926.14	2,979,504.34	314,421.80	10.6%	10,332,589.54	9,287,380.35	1,045,209.19	11.3%
Food/Beverage & Retail	849,726.55	709,999.11	139,727.44	19.7%	2,735,970.22	2,556,113.71	179,856.51	7.0%
Rental Car	998,786.86	919,525.08	79,261.78	8.6%	3,401,019.67	3,282,186.85	118,832.82	3.6%
Advertising	144,567.26	108,330.83	36,236.43	33.4%	407,571.56	401,462.27	6,109.29	1.5%
Ads Barter Revenue	0.00	0.00	0.00	N/A	0.00	40,000.00	(40,000.00)	(100.0%)
Other Concessions	80,246.90	81,623.76	(1,376.86)	(1.7%)	238,393.43	204,582.17	33,811.26	16.5%
Other Rentals and Fees	874,853.97	701,209.97	173,644.00	24.8%	2,650,523.86	2,168,408.00	482,115.86	22.2%
Total Non-Airline Revenue	6,242,107.68	5,500,193.09	741,914.59	13.5%	19,766,068.28	17,940,133.35	1,825,934.93	10.2%
Interest Income	50,264.15	14,865.74	35,398.41	238.1%	122,151.32	42,447.44	79,703.88	187.8%
Total Operating Revenue	11,544,743.76	10,335,544.48	1,209,199.28	11.7%	35,800,435.22	32,119,200.82	3,681,234.40	11.5%
<u>Operating Requirements</u>								
Fac Mgmt, Ops and Airport Security	5,165,931.67	4,681,386.07	(484,545.60)	(10.4%)	13,265,853.63	12,162,857.58	(1,102,996.05)	(9.1%)
Airport Planning and Development	363,800.93	266,589.53	(97,211.40)	(36.5%)	905,699.15	647,188.04	(258,511.11)	(39.9%)
Support Services	1,481,689.04	1,431,862.58	(49,826.46)	(3.5%)	3,896,604.50	3,904,534.92	7,930.42	0.2%
Business Services	1,129,046.28	973,395.37	(155,650.91)	(16.0%)	2,758,149.38	2,903,981.24	145,831.86	5.0%
Total Operating Expense	8,140,467.92	7,353,233.55	(787,234.37)	(10.7%)	20,826,306.66	19,618,561.78	(1,207,744.88)	(6.2%)
<u>Debt Service</u>								
GO Debt Service Fund	2,245.00	2,192.08	(52.92)	(2.4%)	6,735.00	6,576.24	(158.76)	(2.4%)
2013A Revenue Refunding Bonds	1,408,717.73	1,409,707.50	989.77	0.1%	4,227,594.20	2,263,574.50	(1,964,019.70)	(86.8%)
2013 Prosperity Bank Loan	451,185.42	336,708.33	(114,477.09)	(34.0%)	1,181,803.13	783,683.32	(398,119.81)	(50.8%)
2014 Bond Issuance	91,833.34	3,050.00	(88,783.34)	(2910.9%)	175,646.89	5,718.50	(169,928.39)	(2971.6%)
2005 Variable rate Notes (Swap)	932,835.00	886,984.00	(45,851.00)	(5.2%)	2,692,267.00	4,344,038.00	1,651,771.00	38.0%
2005 Variable rate Notes Fees	114,405.53	123,278.48	8,872.95	7.2%	339,495.89	365,923.23	26,427.34	7.2%
PFC Debt Service Funding	(1,058,435.55)	(1,094,533.33)	(36,097.78)	(3.3%)	(3,134,638.78)	(3,071,617.01)	63,021.77	2.1%
Total Debt Service	1,942,786.47	1,667,387.06	(275,399.41)	(16.5%)	5,488,903.33	4,697,896.78	(791,006.55)	(16.8%)
<u>Other Requirements</u>								
Workers' Compensation	36,535.00	35,400.00	(1,135.00)	(3.2%)	109,577.00	106,269.00	(3,308.00)	(3.1%)
Citywide Administrative Support	368,900.00	315,560.00	(53,340.00)	(16.9%)	1,106,620.00	946,676.00	(159,944.00)	(16.9%)
Communications & Technology Mgmt	138,830.00	104,015.00	(34,815.00)	(33.5%)	416,482.00	312,030.00	(104,452.00)	(33.5%)
Accrued Payroll	15,435.00	20,234.50	4,799.50	23.7%	46,305.00	60,703.50	14,398.50	23.7%
Operating Reserve	163,934.33	160,241.67	(3,692.66)	(2.3%)	491,803.00	480,725.00	(11,078.00)	(2.3%)
CTECC	12,015.00	11,565.00	(450.00)	(3.9%)	36,026.00	34,682.00	(1,344.00)	(3.9%)
Trunked Radio Allocation	10,352.50	9,560.00	(792.50)	(8.3%)	31,057.50	28,653.00	(2,404.50)	(8.4%)
Public Works Capital Projects Mgmt Fund	64,260.00	0.00	(64,260.00)	N/A	192,742.00	0.00	(192,742.00)	N/A
Liability Reserve	0.00	1,416.67	1,416.67	100.0%	0.00	4,250.00	4,250.00	100.0%
Total Other Requirements	810,261.83	657,992.84	(152,268.99)	(23.1%)	2,430,612.50	1,973,988.50	(456,624.00)	(23.1%)
Total Requirements	10,893,516.22	9,678,613.45	(1,214,902.77)	(12.6%)	28,745,822.49	26,290,447.06	(2,455,375.43)	(9.3%)
 SURPLUS (DEFICIT) OF TOTAL AVAILABLE FUNDS OVER TOTAL REQUIREMENTS	 \$ 651,227.54	 \$ 656,931.03	 \$ (5,703.49)	 (0.9%)	 \$ 7,054,612.73	 \$ 5,828,753.76	 \$ 1,225,858.97	 21.0%

AUSTIN PASSENGER TRAFFIC 5 Year Trend



Austin-Bergstrom International Airport

Aviation Activity Report

Calendar Year 2016 vs 2015

	12/2016	12/2015	Percent Change	01/2016 - 12/2016	01/2015 - 12/2015	Percent Change
<u>Passenger Activity</u>						
Domestic Enplaned Revenue	501,413	504,512	-0.61	5,960,465	5,717,095	4.26
Domestic Deplaned Revenue	483,986	483,208	0.16	5,937,917	5,683,842	4.47
International Enplaned Revenue	12,072	9,450	27.75	112,910	109,484	3.13
International Deplaned Revenue	10,915	8,503	28.37	118,184	108,744	8.68
Domestic Enplaned Non-Revenue	11,074	10,796	2.58	131,708	127,921	2.96
Domestic Deplaned Non-Revenue	11,020	10,583	4.13	131,465	125,041	5.14
International Enplaned Non-Revenue	66	75	-12.00	939	916	2.51
International Deplaned Non-Revenue	64	80	-20.00	928	829	11.94
Intl Enplaned Pre-Cleared Revenue	1,557	1,011	54.01	19,673	10,199	92.89
Intl Deplaned Pre-Cleared Revenue	1,834	1,517	20.90	22,034	12,920	70.54
Intl Enplaned Pre-Cleared Non-Revenue	29	29	0.00	307	482	-36.31
Intl Deplaned Pre-Cleared Non-Revenue	37	39	-5.13	319	486	-34.36
Passenger Totals	1,034,067	1,029,803	0.41	12,436,849	11,897,959	4.53
<i>Enplaned Passenger Totals</i>	<i>526,211</i>	<i>525,873</i>	<i>.06</i>	<i>6,226,002</i>	<i>5,966,097</i>	<i>4.36</i>
<i>Deplaned Passenger Totals</i>	<i>507,856</i>	<i>503,930</i>	<i>.78</i>	<i>6,210,847</i>	<i>5,931,862</i>	<i>4.70</i>
<i>Domestic Passenger Totals</i>	<i>1,007,493</i>	<i>1,009,099</i>	<i>-.16</i>	<i>12,161,555</i>	<i>11,653,899</i>	<i>4.36</i>
<i>International Passenger Totals</i>	<i>26,574</i>	<i>20,704</i>	<i>28.35</i>	<i>275,294</i>	<i>244,060</i>	<i>12.80</i>

CURRENT PASSENGER RECORD = 1,165,811 RECORD SET = JULY 2015

Aircraft Operations

Air Carrier	9,540	9,850	-3.15	113,427	114,068	-0.56
Commuter & Air Taxi	1,258	1,323	-4.91	16,322	15,358	6.28
Military	603	752	-19.81	10,354	8,750	18.33
General Aviation						
Itinerant	3,429	3,705	-7.45	49,213	49,146	0.14
Local	150	274	-45.26	2,716	3,871	-29.84
Total G.A.	3,579	3,979	-10.05	51,929	53,017	-2.05
Total Operations	14,980	15,904	-5.81	192,032	191,193	0.44

Austin-Bergstrom International Airport

Aviation Activity Report

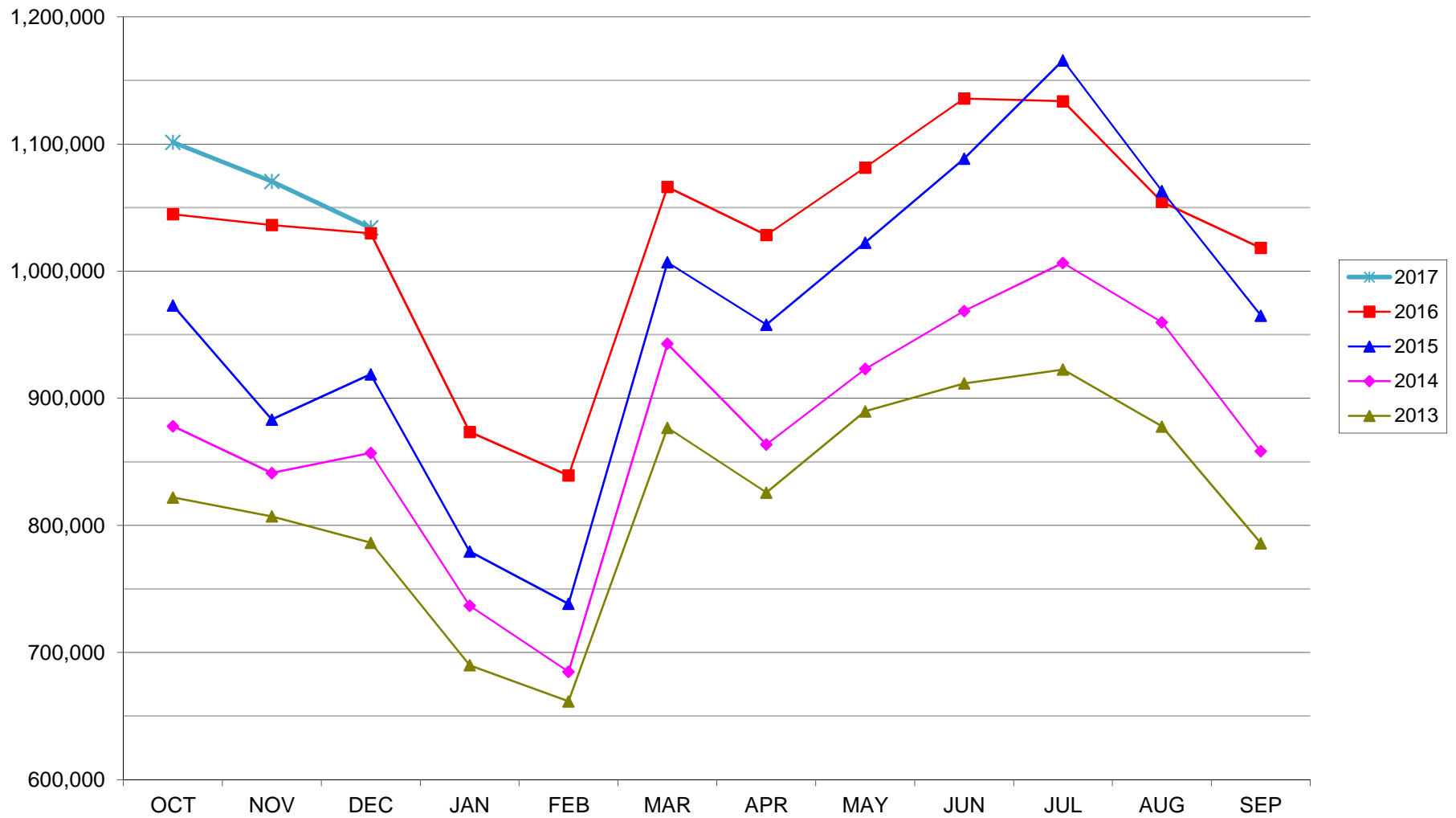
Calendar Year 2016 vs 2015

	12/2016	12/2015	Percent Change	01/2016 - 12/2016	01/2015 - 12/2015	Percent Change
<u>Cargo Activity</u>						
Mail						
Domestic Enplaned Mail	210,594	199,024	5.81	1,699,864	2,585,382	-34.25
Domestic Deplaned Mail	325,370	254,486	27.85	3,053,925	3,544,422	-13.84
International Enplaned Mail	0	0	0.00	0	0	0.00
International Deplaned Mail	0	0	0.00	2	0	0.00
Mail Totals	535,964	453,510	18.18	4,753,791	6,129,804	-22.45
Cargo						
Domestic Enplaned Cargo	5,382,879	5,066,194	6.25	62,582,157	62,131,764	0.72
Domestic Deplaned Cargo	7,826,890	6,055,274	29.26	80,022,905	60,881,653	31.44
International Enplaned Cargo	527,282	315,230	67.27	6,007,466	6,642,414	-9.56
International Deplaned Cargo	321,953	271,087	18.76	4,505,762	5,381,247	-16.27
Cargo Totals	14,059,004	11,707,785	20.08	153,118,290	135,037,078	13.39
Belly Freight						
Domestic Enplaned Belly Freight	252,270	298,691	-15.54	2,907,650	3,062,535	-5.06
Domestic Deplaned Belly Freight	459,994	505,983	-9.09	5,502,554	5,690,909	-3.31
International Enplaned Belly Freight	194,104	207,555	-6.48	1,736,088	3,062,588	-43.31
International Deplaned Belly Freight	857,021	474,272	80.70	6,721,309	4,501,752	49.30
Belly Freight Totals	1,763,389	1,486,501	18.63	16,867,601	16,317,784	3.37
Cargo Totals (Mail, Cargo, Belly Freight)	16,358,357	13,647,796	19.86	174,739,682	157,484,666	10.96
<i>Enplaned Cargo Totals</i>	<i>6,567,129</i>	<i>6,086,694</i>	<i>7.89</i>	<i>74,933,225</i>	<i>77,484,683</i>	<i>-3.29</i>
<i>Deplaned Cargo Totals</i>	<i>9,791,228</i>	<i>7,561,102</i>	<i>29.49</i>	<i>99,806,457</i>	<i>79,999,983</i>	<i>24.76</i>
<i>Domestic Cargo Totals</i>	<i>14,457,997</i>	<i>12,379,652</i>	<i>16.79</i>	<i>155,769,055</i>	<i>137,896,665</i>	<i>12.96</i>
<i>International Cargo Totals</i>	<i>1,900,360</i>	<i>1,268,144</i>	<i>49.85</i>	<i>18,970,627</i>	<i>19,588,001</i>	<i>- 3.15</i>

CURRENT CARGO RECORD = 40,215,518

RECORD SET = MARCH 2001

AUSTIN PASSENGER TRAFFIC
5 Year Trend



Austin-Bergstrom International Airport

Aviation Activity Report

Fiscal Year 2017 vs 2016

	12/2016	12/2015	Percent Change	10/2016 - 12/2016	10/2015 - 12/2015	Percent Change
<u>Passenger Activity</u>						
Domestic Enplaned Revenue	501,413	504,512	-0.61	1,550,303	1,511,039	2.60
Domestic Deplaned Revenue	483,986	483,208	0.16	1,525,855	1,482,000	2.96
International Enplaned Revenue	12,072	9,450	27.75	28,138	24,747	13.70
International Deplaned Revenue	10,915	8,503	28.37	27,485	23,332	17.80
Domestic Enplaned Non-Revenue	11,074	10,796	2.58	31,616	29,910	5.70
Domestic Deplaned Non-Revenue	11,020	10,583	4.13	30,743	29,716	3.46
International Enplaned Non-Revenue	66	75	-12.00	203	236	-13.98
International Deplaned Non-Revenue	64	80	-20.00	189	220	-14.09
Intl Deplaned Pre-Cleared Non-Revenue	37	39	-5.13	57	369	-84.55
Intl Deplaned Pre-Cleared Revenue	1,834	1,517	20.90	5,942	5,027	18.20
Intl Enplaned Pre-Cleared Non-Revenue	29	29	0.00	69	385	-82.08
Intl Enplaned Pre-Cleared Revenue	1,557	1,011	54.01	5,318	3,792	40.24
South Terminal-Intl Enplaned Revenue	0	0	0.00	0	0	0.00
South Terminal-Intl Deplaned Revenue	0	0	0.00	0	0	0.00
South Terminal-Intl Enplaned Non-Revenue	0	0	0.00	0	0	0.00
South Terminal-Intl Deplaned Non-Revenue	0	0	0.00	0	0	0.00
Passenger Totals	1,034,067	1,029,803	0.41	3,205,918	3,110,773	3.06
<i>Enplaned Passenger Totals</i>	<i>526,211</i>	<i>525,873</i>	<i>.06</i>	<i>1,615,647</i>	<i>1,570,109</i>	<i>2.90</i>
<i>Deplaned Passenger Totals</i>	<i>507,856</i>	<i>503,930</i>	<i>.78</i>	<i>1,590,271</i>	<i>1,540,664</i>	<i>3.22</i>
<i>Domestic Passenger Totals</i>	<i>1,007,493</i>	<i>1,009,099</i>	<i>-.16</i>	<i>3,138,517</i>	<i>3,052,665</i>	<i>2.81</i>
<i>International Passenger Totals</i>	<i>26,574</i>	<i>20,704</i>	<i>28.35</i>	<i>67,401</i>	<i>58,108</i>	<i>15.99</i>

CURRENT PASSENGER RECORD = 1,165,811 RECORD SET = JULY 2015

Aircraft Operations

Air Carrier	9,540	9,850	-3.15	28,477	29,200	-2.48
Commuter & Air Taxi	1,258	1,323	-4.91	4,167	4,039	3.17
Military	603	752	-19.81	2,255	2,336	-3.47
General Aviation						
Itinerant	3,429	3,705	-7.45	13,060	12,170	7.31
Local	150	274	-45.26	750	942	-20.38
Total G.A.	3,579	3,979	-10.05	13,810	13,112	5.32
Total Operations	14,980	15,904	-5.81	48,709	48,687	0.05

Austin-Bergstrom International Airport

Aviation Activity Report

Fiscal Year 2017 vs 2016

	12/2016	12/2015	Percent Change	10/2016 - 12/2016	10/2015 - 12/2015	Percent Change
<u>Cargo Activity</u>						
Mail						
Domestic Enplaned Mail	210,594	199,024	5.81	528,426	690,449	-23.47
Domestic Deplaned Mail	325,370	254,486	27.85	992,204	820,660	20.90
International Enplaned Mail	0	0	0.00	0	0	0.00
International Deplaned Mail	0	0	0.00	0	0	0.00
South Terminal-Intl Enplaned Mail	0	0	0.00	0	0	0.00
South Terminal-Intl Deplaned Mail	0	0	0.00	0	0	0.00
Mail Totals	535,964	453,510	18.18	1,520,630	1,511,109	0.63
Cargo						
Domestic Enplaned Cargo	5,382,879	5,066,194	6.25	16,247,734	15,257,792	6.49
Domestic Deplaned Cargo	7,826,890	6,055,274	29.26	22,201,339	16,379,515	35.54
International Enplaned Cargo	527,282	315,230	67.27	2,642,826	2,332,693	13.30
International Deplaned Cargo	321,953	271,087	18.76	1,149,915	1,824,985	-36.99
South Terminal-Intl Enplaned Cargo	0	0	0.00	0	0	0.00
South Terminal-Intl Deplaned Cargo	0	0	0.00	0	0	0.00
Cargo Totals	14,059,004	11,707,785	20.08	42,241,814	35,794,985	18.01
Belly Freight						
Domestic Enplaned Belly Freight	252,270	298,691	-15.54	768,966	779,474	-1.35
Domestic Deplaned Belly Freight	459,994	505,983	-9.09	1,318,666	1,383,697	-4.70
International Enplaned Belly Freight	194,104	207,555	-6.48	400,022	563,794	-29.05
International Deplaned Belly Freight	857,021	474,272	80.70	2,271,148	1,261,835	79.99
South Terminal-Intl Enplaned Belly Frt	0	0	0.00	0	0	0.00
South Terminal-Intl Deplaned Belly Frt	0	0	0.00	0	0	0.00
Belly Freight Totals	1,763,389	1,486,501	18.63	4,758,802	3,988,800	19.30
Cargo Totals (Mail, Cargo, Belly Freight)	16,358,357	13,647,796	19.86	48,521,246	41,294,894	17.50
<i>Enplaned Cargo Totals</i>	<i>6,567,129</i>	<i>6,086,694</i>	<i>7.89</i>	<i>20,587,974</i>	<i>19,624,202</i>	<i>4.91</i>
<i>Deplaned Cargo Totals</i>	<i>9,791,228</i>	<i>7,561,102</i>	<i>29.49</i>	<i>27,933,272</i>	<i>21,670,692</i>	<i>28.90</i>
<i>Domestic Cargo Totals</i>	<i>14,457,997</i>	<i>12,379,652</i>	<i>16.79</i>	<i>42,057,335</i>	<i>35,311,587</i>	<i>19.10</i>
<i>International Cargo Totals</i>	<i>1,900,360</i>	<i>1,268,144</i>	<i>49.85</i>	<i>6,463,911</i>	<i>5,983,307</i>	<i>8.03</i>

CURRENT CARGO RECORD = 40,215,518

RECORD SET = MARCH 2001

PE Monthly Report - Austin Airport Advisory Commission

Project		Subproject		Subproject Manager	Current Subproject Status Info	FDU	Expenses YTD	Spend Plan Amount - Budget - FDU Level - Current Year
5415	ABIA Terminal Improvements	ABIA Terminal Fire Protection Improvements-Phase 2	5415.056	Avila, Ben	Have informed DoA Finance to proceed with project CLOSE-OUT, including close of FDU accounts and return of remaining funds to DoA parent account.	4910 8107 3176	\$341	\$0
						4911 8107 A176		\$239,006
		Terminal Improvements 2012	5415.059	Jones, Burton	No changes.	4910 8107 3190		\$0
						4910 8107 6053		\$0
						4911 8107 A190		\$0
		Terminal East Infill Project	5415.065	Jones, Burton	The RCA to request change has been postponed until Department of Aviation can negotiate an agreement with TSA regarding payment of additional scope of work. This may take until the new federal fiscal year is started.	4910 8107 3215		\$0
						4910 8107 G215		\$0
						4911 8107 A215		\$0
						4912 8107 B060		\$0
						4912 8107 B215	\$7,279	\$0
		Records Management Implementation	5415.066	Folsom-Heath, Diana	Project was put in spring after completion of IT review. New scope is being developed to include other Aviation divisions. Working on scope and phasing. Expect to have final SOW by Q1 Fy17 to send to CTM for review and approval.	4910 8107 3216		\$367,690
		Matrix Electrical Room HVAC Improvements	5415.088	Stalder, Ricky	Warranty Period	4910 8107 3253		
		Food Court Improvements	5415.095	Henson, Torrey	The first part of the trash can order is complete and shipment scheduled. This purchase should be completed by mid-Summer.	4910 8107 3265		\$1
5702	ABIA Stormwater / Environmental	Restrooms Completion	5415.098	Kumarage, Rohini	Coordinating with finance to appropriate future funding to begin the next phases	4910 8107 3285	\$5,002	\$0
		Shared Use Passenger Processing System	5415.099	Folsom-Heath, Diana	Continue to hold until DAR issues are resolved.	4910 8107 3283		\$0
		South Terminal FY2015	5415.106	Mercado, Robert	Appropriation pending cost estimates from project managers.	4910 8107 3310	\$0	\$0
		Environmental Management System	5702.008	Carpenter, Kane	Open projects: helicopter noise modeling / support services to support amendments to City of Austin helicopter ordinance; updating ABIA hydrologic and hydraulic models to reflect current conditions; NEPA services: to support the terminal ramp expansion-FAA approval received in late September 2015, fuel consortium GSE fuel tanks - 3rd party project cancelled, and de-icing storage facility -FAA approval received in mid-2015; and implement an ABIA environmental records management system-project is wrapping up.	4910 8107 3151	\$0	\$0
		Stormwater Drainage Improvements	5702.011	Vonstein, Alison	Seven bids received on the 12/15/2016 due date. A decision is pending regarding which Alternates to accept. Scheduled Council award of construction contract is 2/9/2017. If budget/funding allows, Outfalls 10 and 11 will be bid later as an additional project. The Aviation Department added Outfalls 10 and 11 as emergencies from the floods. When debris was cleared out from the floods, it was noticed that these outfalls need to be rebuilt or redefined. Schedule will be adjusted when it is determined if Outfall 10 and 11 will be included. Meeting held 11/29/2016 to present the draft study report for the FAA Tower, which flooded in October 2015 and May 2016.	4910 8107 3248		\$124,945
						4911 8107 A248	\$63,277	\$256,595
						4912 8107 C502		\$882,700
		Reclaimed Water Booster Pump	5702.013	Carpenter, Kane	Project will be delivered under 3rd party lease agreement. I would like to keep project open until project is completed which is tentatively set for mid-2016.	4910 8107 3290	\$1,928	\$30,756
6000	ABIA Airside Improvements	Electronic Airport Layout Plan And Utility Mapping	6000.103	Kumarage, Rohini	No change. No change work continues. Finalizing the survey work to include all existing utility lines.	4910 8107 3242		\$0
6001	ABIA Landside Facility Improvements	Information Technology Master Plan	6001.072	Mercado, Robert	Final verification of Phase One & Two SUPPs installation underway as part of the ITMP scope of work.	4910 8107 3188		\$0
		ABIA Bldg 6005 Improvements-Phase II (P&E)	6001.084	Pirtle, Robert	Furniture purchases for the P&E Building are continuing as needed.	4910 8107 3217	\$36,927	\$0
						4911 8107 A217	\$133,695	\$0
		Landside Roadway and Pedestrian Improvements Phase 1	6001.092	Vonstein, Alison	Council approved award and execution of construction contract 3/31/16. Construction contract was executed 4/22/16. Pre-Construction conference held 6/6/2016. NTP start date is 7/18/2016. Submittal process is almost complete. Contractor has installed curb & gutter along Freight Lane and backfilled. Sidewalk installation along Freight Lane is in progress.	4910 8107 3249		\$30,000
						4911 8107 A249	\$382,769	\$1,002,629
						4911 8107 A401	\$0	\$356,850
		Elevator Refurbishment Re-bid	6001.093	Kumarage, Rohini	Airport Advisory Commission approved. Scheduled for January Council Agenda	4911 8107 A245		\$1,003,012
		Upper Level Embankment Inspections and Repairs	6001.095	Vonstein, Alison	There were two responsive proposals for construction contract received on the 12/13/2016 due date. Kick-off meeting for the evaluation panel was held 12/29/2016. Site plan exemption has been approved. Building permit is being re-applied for. Street & Bridge and QMD will be involved during construction. CSD will provide inspection services. Consultant submitted an additional services request 9/21/2016 for construction phase services, re-issuance of the project as a CSP, adding a temporary road and continued monitoring services. This proposal was revised and resubmitted by the consultant on 12/29/2016, to address the City's review comments.	4910 8107 3247	\$568	\$20,084
						4911 8107 A247	\$2,430	\$4,942,965
		Maintenance Complex Renovations - Bldg. 8220	6001.097	Jones, Burton	I have requested this project to be closed.	4910 8107 3263	\$0	\$1,527,000
						4911 8107 A263		\$0

PE Monthly Report - Austin Airport Advisory Commission

Project		Subproject		Subproject Manager	Current Subproject Status Info	FDU	Expenses YTD	Spend Plan Amount - Budget - FDU Level - Current Year
6001	ABIA Landside Facility Improvements	Buildings and Fence Demolition	6001.100	Vonstein, Alison	Council approved construction contract award to Total Demolition, Inc. 10/6/2016, for a bid amount of \$97,000, including the solar-powered antenna Alternate and a 10% contingency, for a total proposed award amount of \$106,700. The construction contract was executed 12/02/2016. Contractor needs to submit preliminary submittals required by 2.4.2 of Section 00700 General Conditions, prior to scheduling the pre-construction contract. Construction phase services for the consultant are authorized.	4911 8107 A403	\$43,026	\$0
		Campus HVAC Improvements	6001.102	Avery, Richard	AE working on documentation of existing conditions for accuracy in 30% SDs. Last meeting revealed many omissions and inaccuracies in DWGs. Next meeting will be held on or around the 16th of January. New PM for DOA, Mariola Sullivan replaces Ben Avila.	4911 8107 A407		\$230,377
					4911 8107 A504		\$416,714	
					4912 8107 C504	\$24,445	\$820,766	
		Drainage Easement	6001.103	Carpenter, Kane	Per Robert Henst 6/22/15 email: Waiting on final invoice to be paid.	4910 8107 3292		\$0
		Landside Roadway and Pedestrian Improvements Phase 2	6001.107	Smythe-Macaulay, David	The Bus Shelter construction contract was approved by Council on January 26. The contract is being executed by the Capital Contracting Office (CCO). Once the contract is executed and pre-construction meeting will be scheduled to kick-off the construction Notice-to-Proceed (NTP). This will be the official start of the construction phase. The Sidewalk construction documents (CD) have been reviewed by the Quality Management Division and corrections are being made in preparation for a final review and bidding. The Sidewalks have completed the site plan development review process. A building permit will be obtained during the bidding process.	4911 8107 A503	\$6,036	\$459,000
						4912 8107 C500	\$8,798	\$469,500
						4912 8107 C501	\$6,280	\$394,500
		Campus Signage Improvements	6001.112	Vonstein, Alison	QMD comments on the 60% set returned 11/28/2016. Consultant submitted a 90% set 12/28/2016. Project is scheduled to be advertised as an IFB 1/130/17, with bids due 2/23/17.	4912 8107 C503	\$24,436	\$100,000
		Parking Garage & Admin Building - West Lot A - Design & Construction	6001.114	Jones, Burton	We have just signed the Construction Manager At Risk, Austin Commercial. We are negotiating the Phase B of the Design Consultants contract. We have just completed Schematic Phase of design. QMD is reviewing schematic submittal.	4912 8107 C507	\$1,080,725	\$79,994,586
Consolidated Maintenance Facility	6001.117	Chaney, Richard	01Dec2016; Management selected option 6 from the Forecast Program -ROM report estimate dated 11-20-2016. Site development, water quality/detention ponds, meeting was held on 31Oct. WQ/WD Draft-Technical memorandum provided 15Nov. LEED meeting is set for 04Jan2017.	4911 8107 A509	\$127,146	\$2,500,000		
11222	ABIA Terminal - Apron Expansion and Improvements	Apron Expansion	11222.001	Pirtle, Robert	GMP #1 Work: A final inspection of the Secure Exit Lanes (3A) is expected to occur in early January 2017. Apron Expansion preparation work continues. Construction of concrete holding tank perimeter walls for the De-Icing Facility (1B) continues. Additional lighting is being installed by Change Order under the elevated walkways, as requested by the Aviation Department on behalf of the Airlines. GMP #2 Work: Apron Expansion preparation work continues. Misc.adjustments are still being made to the temporary boarding gates and elevated walkways (3B). GMP #3 Work: Work (package 3D) began on the Terminal Expansion foundation in November. Demolition of the existing apron within the footprint of the building was completed ahead of schedule, allowing the foundation preparation work to start earlier than scheduled. Several foundation piers have been installed and the foundation for the two tower cranes is underway. Work on the Terminal Expansion envelope (3E) is scheduled to begin in March, 2017. Work on the existing Terminal Improvements (3C) will begin in February.	4910 8107 3288	(\$ 104,660)	\$0
						4911 8107 A288	\$382,929	\$775,000
						4911 8107 A506	\$59,480	\$500,000
						4911 8107 A507		\$500,000
						4912 8107 C288	\$19,107,497	\$70,660,000
Total							\$21,400,352	\$168,604,676



BUSINESS DEVELOPMENT AND TENANT MANAGEMENT
Austin Airport Advisory Commission Report
February 14, 2017

Tenant Updates and Business Development Events

1. Southwest Airlines announced new, summer only, weekly nonstop service between Austin-Bergstrom International Airport (AUS) and Pensacola International Airport (PNS). The carrier will operate the new nonstop to Pensacola, Florida one time a week, on Saturdays, beginning June 10, 2017.
2. Frontier Airlines announced new service between Austin-Bergstrom International Airport (AUS) and Washington D.C. - Dulles International Airport (IAD) and between AUS and San Diego International Airport (SAN) starting in April 2017. Frontier is offering special introductory one-way fares on these new routes at www.flyfrontier.com.
3. Vino Volo has been nominated for USA Today's 10 Best Readers' Choice Awards 2017 in the Best Airport Bar/Restaurant Wait Staff Category. Voting ends on February 13th and Vino Volo is, as of February 6th, in 1st place.
4. ABIA/SMBR Airport Concessions Contracting Preparedness Workshop. On Wednesday, February 15th from 5pm to 7pm ABIA and the City's Small and Minority Business Resources Department will be hosting an Airport Concessions Contracting Preparedness Workshop at the Asian American Resource Center. This workshop is intended to prepare non-rental car Airport Concession Disadvantage Business Enterprises (ACDBE) for future concessions opportunities at ABIA.

AIRPORT CONCESSIONS CONTRACTING PREPAREDNESS WORKSHOP



AIRPORT CONCESSIONS: HOW IT WORKS & IS IT THE BUSINESS OPPORTUNITY FOR YOU?

This workshop is designed to prepare non-car rental Airport Concessions Disadvantaged Business Enterprise (ACDBE) for future opportunities at Austin-Bergstrom International Airport (ABIA).

Topics include:

- Non-car Rental ACDBE Goals & Requirements
- ACDBE & Interstate Certification Requirements
- Elements of a professional proposal
- Choosing the right path to participate through
Direct Lease, Joint Venture, License or Vending

Attendees will also have time to network and to meet agencies who can provide technical assistance.

Light refreshments will be provided.

Photo courtesy of Dan Herron Photography LLC and Austin-Bergstrom International Airport

Wednesday, February 15, 2017

5:00 p.m. -7:00 p.m.

Asian American Resource Center

8401 Cameron Road, Austin, TX 78754


**Hosted by: The City of Austin Small &
Minority Business Resources
Department (SMBR)**

RSVP on Eventbrite:

<https://acdbecontractingpreparedness.eventbrite.com>.

**For questions or comments email
Blender.Hill@austintexas.gov or
call 512.974-7677**

GROUND TRANSPORTATION TRANSACTIONS JANUARY 2017



YEAR TO YEAR COMPARISON			
SERVICE CATEGORY	JANUARY 2017	JANUARY 2016	% Increase/(decrease)
TAXICAB	33,875	30,181	12.2%
LIMOUSINE	4,121	3,446	19.6%
HOTEL SHUTTLE	2,730	3,087	(11.6%)
OTHER SHUTTLE	1,504	1,255	19.8%
CHARTER BUS	225	224	0.4%
OVERALL TOTAL	42,455	38,193	11.2%

AGENDA



Recommendation for Council Action (CCO)

Austin City Council

Item ID:

67934

Agenda Number

<ITEM_OUTLINE>

Meeting Date:

March 2, 2017

Department:

Capital Contracting Office

Subject

Authorize negotiation and execution of a competitive sealed proposal agreement with MAC, INC. for the construction improvements to the Austin-Bergstrom International Airport Terminal Facility Upper Level Embankment Repairs in the amount not to exceed \$4,157,329. (District 2)

Amount and Source of Funding

Funding is available in the Fiscal Year 2016-2017 Capital Budget of the Department of Aviation

Fiscal Note

A fiscal note is attached.

Purchasing Language:

Best Value to the City of Austin of three Proposal received

Prior Council Action:

August 18, 2016 – Council approved the use of the competitive sealed proposal methodology.

For More Information:

Rolando Fernandez, 512-974-7749; Sarah Torchin, 512-974-7141; Lucy Thompson, 512-974-7967; Lynda Williams, 512-974-3066; Alison Von Stein, 512-974-7217.

Boards and Commission Action:

Austin Airport Advisory Commission, February 14, 2017

Related Items:

MBE / WBE:

This contract will be awarded in compliance with City Code Chapter 2-9A (Minority Owned and Women Owned Business Enterprise Procurement Program) by achieving compliance through good faith efforts.

Additional Backup Information

Two sets of mechanically stabilized earthen wall embankments support Presidential Drive at the upper level roadway in front of the Austin-Bergstrom International Airport terminal building. The embankments exhibit multiple signs of structural deterioration, including buckling and cracking on the side panels. The repairs and stabilization of the mechanically stabilized earthen walls which structurally support the upper level roadway in front the terminal building are required and are integral to the airport facility operations. This highly technical work requires a skilled contractor who possesses the technical expertise to perform the work while in use by the public throughout the duration of the contract.

This project will reconstruct the mechanically stabilized earthen walls, installing through-tie anchors, soil nails, and structural concrete for stabilization, install new pre-cast fascia, make coping repairs, and reconstruct the concrete approach slab.

The allowance of \$100,000 will be used to address additional earthwork operations and materials needed beneath the approach slab and approach slab foundation. An allowance is an amount that is specified and included in the construction contract or specifications for a certain item(s) of work whose details are not yet determined at the time of bidding.

The Competitive Sealed Proposal method of contracting has allowed the City to evaluate and score proposers on such comparable relevant experience so the services will be provided by a duly qualified and experienced contractor offering best value to the City. A city-staffed panel reviewed, evaluated, and ranked the proposals based on published evaluation criteria. Council's authorization of this request allows for negotiation and execution of a contract with the top-ranked contractor that offers the best value to the City on the basis of published selection criteria. Should the City be unsuccessful in negotiating a satisfactory agreement with the top-ranked contractor, said contractor will be notified in writing that negotiations will cease. Pursuant to statute, staff may then proceed to negotiate with the next contractor in the order of selection ranking, returning to Council prior to contract execution.

The contract allows 180 calendar days for final completion of this project. This project is located within zip code 78719 (District #2). The project will be managed by the Public Works Department.

CIP EXPENSE DETAIL

DATE OF COUNCIL CONSIDERATION:
CONTACT DEPARTMENT(S):

3/2/17
Aviation

SUBJECT: Authorize negotiation and execution of a competitive sealed proposal agreement with MAC, INC., AUSTIN, TX for the construction improvements to the Austin-Bergstrom International Airport Terminal Facility Upper Level Embankment Repairs in the amount not to exceed \$4,157,329. (District 2)

CURRENT YEAR IMPACT:

Department:	Aviation
Project Name:	Upper Level Embankment
Fund/Department/Unit:	4911-8107-A247
Funding Source:	Department of Aviation Revenue Bonds
Current Appropriation:	5,400,000.00
Unencumbered Balance:	4,780,394.01
Amount of This Action:	<u>(4,157,329.00)</u>
Remaining Balance:	<u>623,065.01</u>
 Total Amount of this Action funded by CIP	 <u><u>4,157,329.00</u></u>

ANALYSIS / ADDITIONAL INFORMATION: As the funds were previously authorized by Council, there is no analysis/ additional information required to demonstrate funding. If additional funding is needed it will be contingent on funding in future budgets.

COMPOSITE

12/13/2016

**ABIA Terminal Facility Upper Level Embankment Repairs CSP
CLMB325**

Alison Von Stein

Firm (or Joint Venture)	Item 1	Item 2	Item 3	Item 4	Item 5	Item 6		Item 7	Item 7A	Item 8	Item 9			Item 10		Rank
	[Yes or No]	[Yes or No]	[Yes or No]	[Yes or No]	[30]	[27]		[15]	[10]	[13]	[10]		[105]	[10]	[115]	
	MBE/WBE Procurement Program	Safety Record	Offeror's Financial Capability	Acceptable Documentation	Price	General Contractor Comparable Experience	Reference Checks	Key Personnel PM, Project Superintendent Safety Manager	Major Subcontractor Comparable Experience	Organizational Structure and Business Practice	Sustainable Practices	Local Business Presence	SUB TOTAL	Optional Interview	TOTAL POINTS	
						[20]	[7]				[5]	[5]				
Mac, Inc.	Y	Y	Y	Y	26.50	14.40	7.00	10.80	9.40	9.20	4.60	3.00	84.90	8.40	93.30	1
Austin Filter Systems, Inc.	Y	Y	Y	Y	30.00	13.60	6.75	7.20	8.60	9.80	4.00	3.00	82.95	7.65	90.60	2
Muniz Concrete & Contracing Inc. (MBE/MH)	NON RESPONSIVE															

M/WBE Summary

Public notice was given for this solicitation, CLMB325, ABIA Terminal Facility Upper Level Embankment Repairs, through the City's Vendor Connection web portal which resulted in 382 contractors receiving notification and 58 contractors obtaining the Request for Competitive Sealed Proposals. Three Proposals were received on December 13, 2016. One out of the three proposals received was from a MBE/WBE certified firm. MAC, Inc. was determined to be the best value based on the total evaluation scores.

MAC, INC., Austin TX	<u>Base Proposal</u> \$3,679,390
----------------------	-------------------------------------

Project specific subgoals stated in the solicitation were 1.80% African American; 2.83% Hispanic; 0.01% Native/Asian; 0.18% WBE. Total participation estimated on Base Proposal amount of \$3,679,390:

BEST VALUE FIRM: MAC, INC., AUSTIN, TX – Total Participation: 70.22%

<u>NON M/WBE – PRIME</u>	<u>\$2,583,814.25</u>	<u>70.22%</u>
MAC, Inc., Austin, TX	\$2,583,814.25	70.22%
<u>MBE TOTAL – SUBCONTRACTORS</u>	<u>\$18,500.00</u>	<u>00.51%</u>
<u>Hispanic Subtotal</u>	<u>\$12,000.00</u>	<u>00.33%</u>
(FH) Melendrez Trucking, Austin, TX (trucking/hauling)	\$12,000.00	00.33%
<u>Native/Asian American Subtotal</u>	<u>\$6,500.00</u>	<u>00.18%</u>
(FA) Rama Tiru, Austin, TX (construction photography)		
<u>WBE TOTAL – SUBCONTRACTORS</u>	<u>\$15,000.00</u>	<u>00.41%</u>
(FH) Central Texas Barricades, Bastrop, TX (supply traffic control devices)	\$15,000.00	00.41%
<u>NON M/WBE TOTAL – SUBCONTRACTORS</u>	<u>\$1,062,075.75</u>	<u>28.86%</u>
Tricon Precast, Houston, TX (precast fascia)	\$130,934.00	3.55%
Geostabilization International, Grand Junction, CO (soil anchors)	\$701,141.75	19.09%
CMC Rebar, Irving, TX (reinforcing steel)	\$100,000.00	2.70%
A&G Electric, Austin, TX (electrical)	\$10,000.00	00.27%
TEX Mix Concrete, Austin, TX (concrete)	\$120,000.00	3.25%

AUSTIN FILTER SYSTEMS, INC., Austin, TX \$3,350,000.00
63.21% NON M/WBE prime participation; 1.90% African American; 4.12% Hispanic; 0.24 % Native/Asian; 0.28% WBE; 30.25% Non M/WBE subcontractor participation

The Contractor submitted a MBE/WBE Compliance Plan that demonstrated a Good Faith Effort and was approved by the Small and Minority Business Resources Department.