







Austin Animal Center Monthly Report January 2017

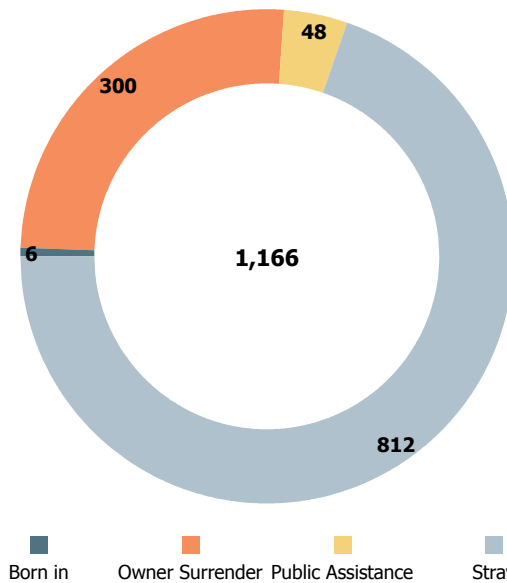


Fiscal Year 2017

Austin Animal Center January 2017 Intakes

	 Neonatal Kitten	 Kitten	 Adult Cat	 Neonatal Puppy	 Puppy	 Adult Dog	Total
Born in	0	0	0	6	0	0	6
Owner Surrender	0	60	58	0	45	137	300
Public Assistance	0	0	2	0	4	42	48
Stray	11	91	119	37	133	421	812
Total	11	151	179	43	182	600	1,166

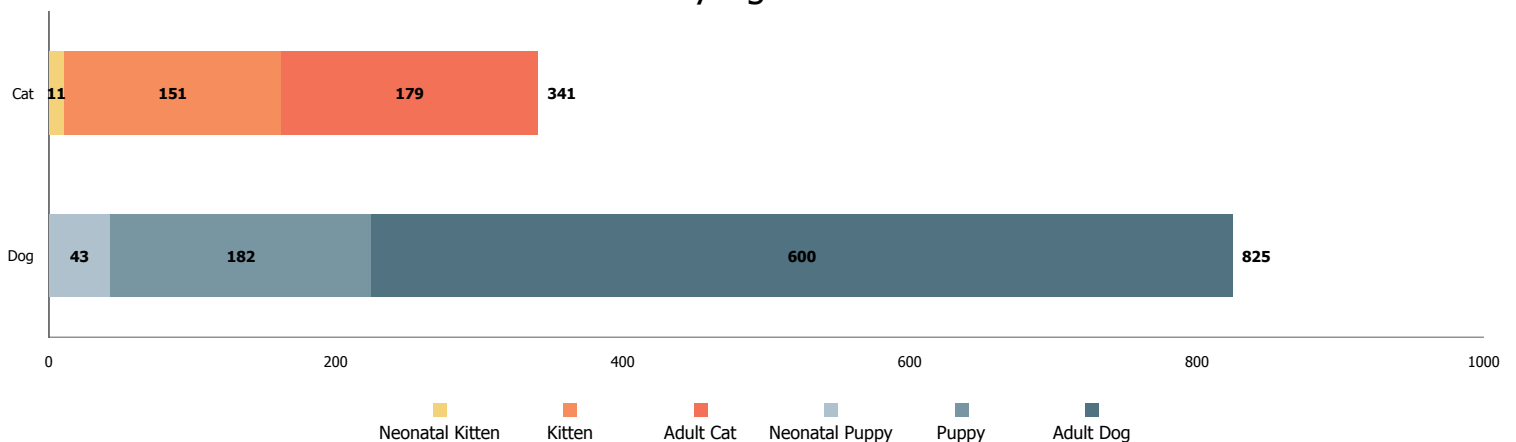
Intakes by Intake Type




Age Breakdown



Intakes by Age Breakdown

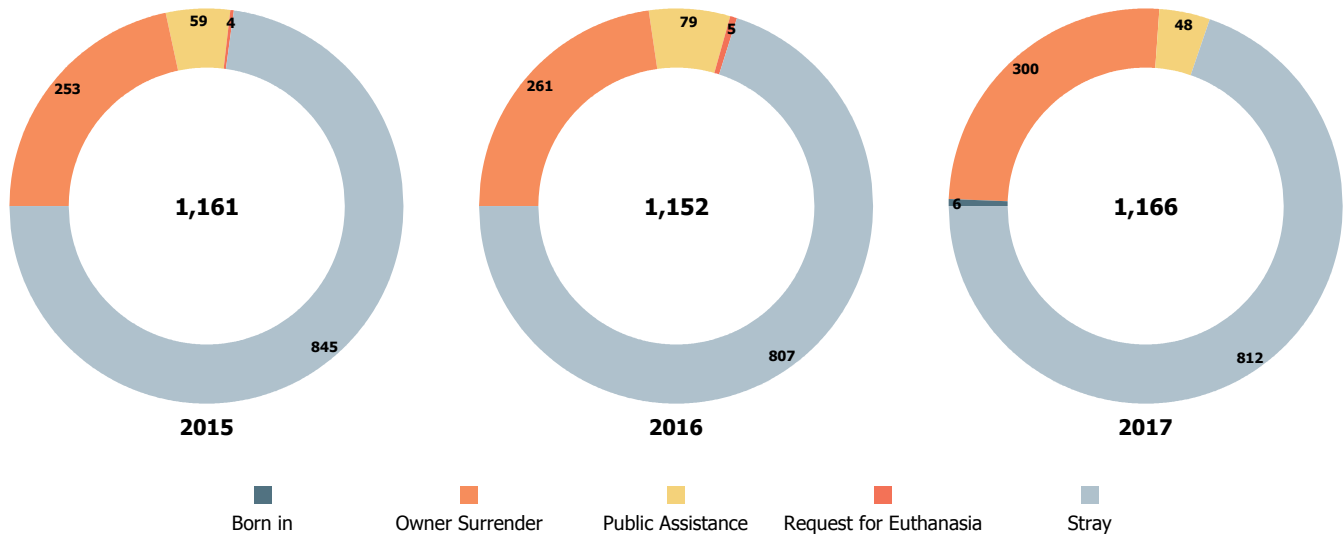


Austin Animal Center January 2015 to 2017 Intakes

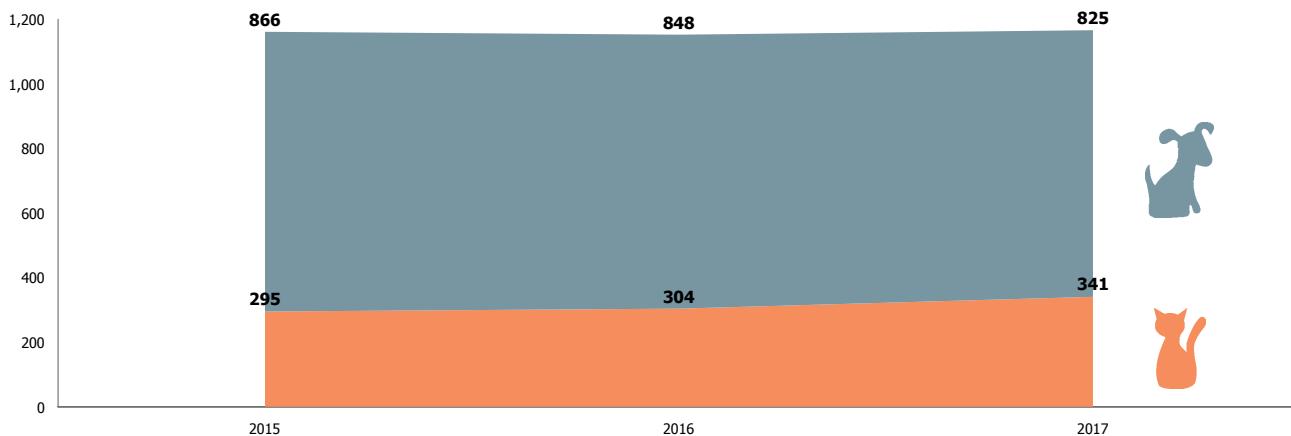


	2015			2016			2017		
	Cat	Dog	Total	Cat	Dog	Total	Cat	Dog	Total
Born in	0	0	0	0	0	0	0	6	6
Owner Surrender	60	193	253	119	142	261	118	182	300
Public Assistance	6	53	59	7	72	79	2	46	48
Request for Euthanasia	0	4	4	0	5	5	0	0	0
Stray	229	616	845	178	629	807	221	591	812
Total	295	866	1,161	304	848	1,152	341	825	1,166







Yearly January Intakes by Intake Type



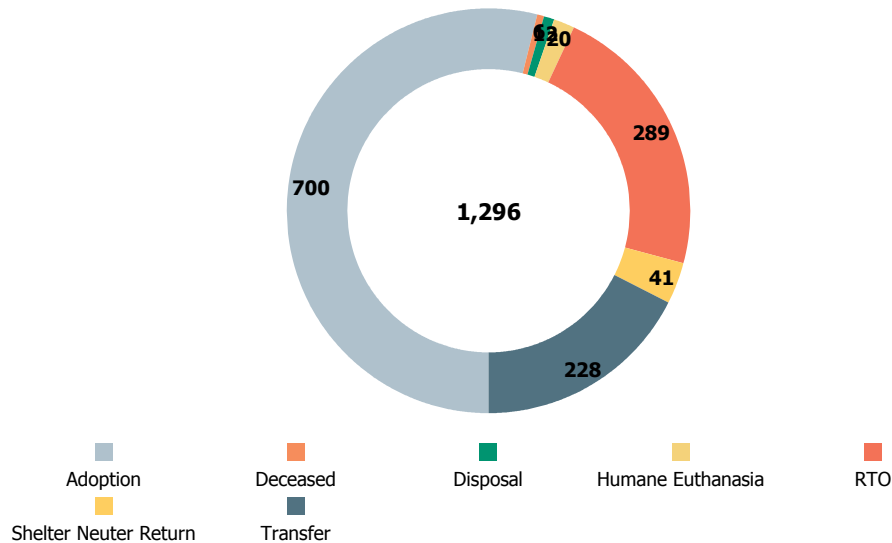
Yearly January Intakes by Animal Type



Austin Animal Center January 2017 Outcomes

	 Neonatal Kitten	 Kitten	 Adult Cat	 Neonatal Puppy	 Puppy	 Adult Dog	Total
Adoption	0	158	92	0	137	313	700
Deceased	0	1	2	0	2	1	6
Disposal	0	3	5	0	0	4	12
Humane Euthanasia	0	1	12	0	0	7	20
RTO	0	8	28	0	28	225	289
Shelter Neuter Return	0	8	33	0	0	0	41
Transfer	6	29	52	8	19	114	228
Total	6	208	224	8	186	664	1,296

Outcomes by Outcome Type





Age Breakdown


Neonatal

  under 6 weeks old

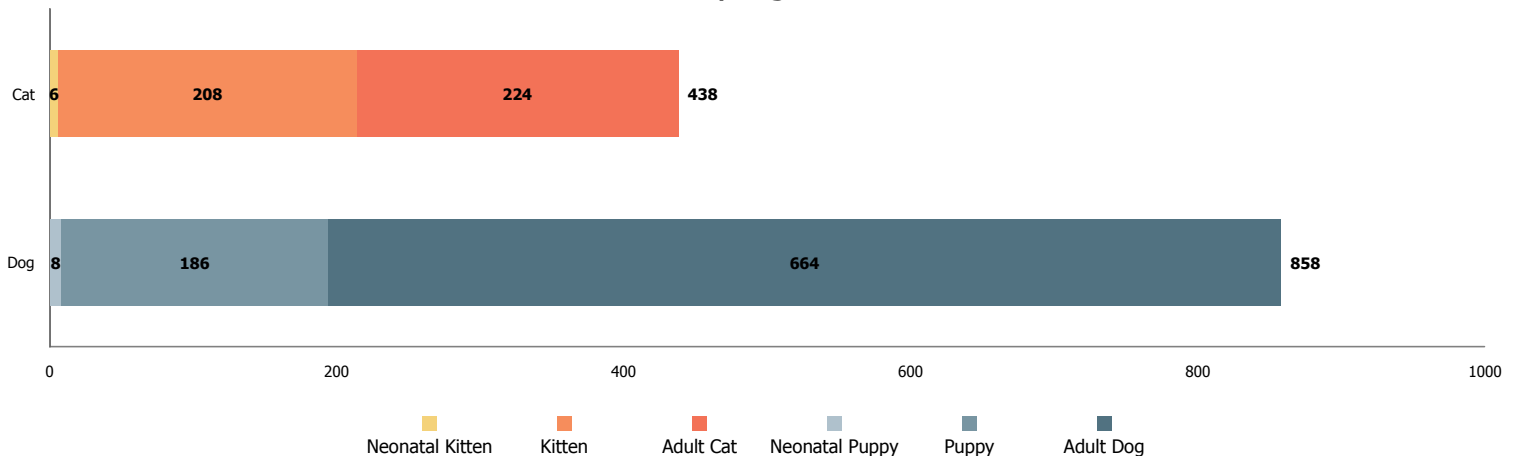
Kitten/Puppy

  6 weeks to under 1 year old

Adult

  at least 1 year old

Outcomes by Age Breakdown

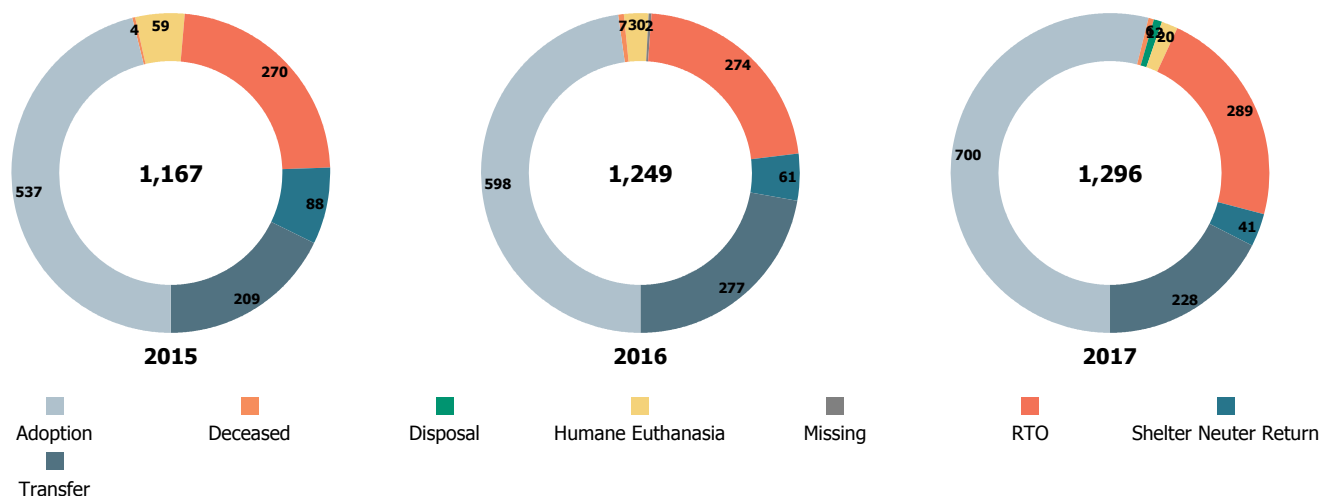


Austin Animal Center January 2015 to 2017 Outcomes

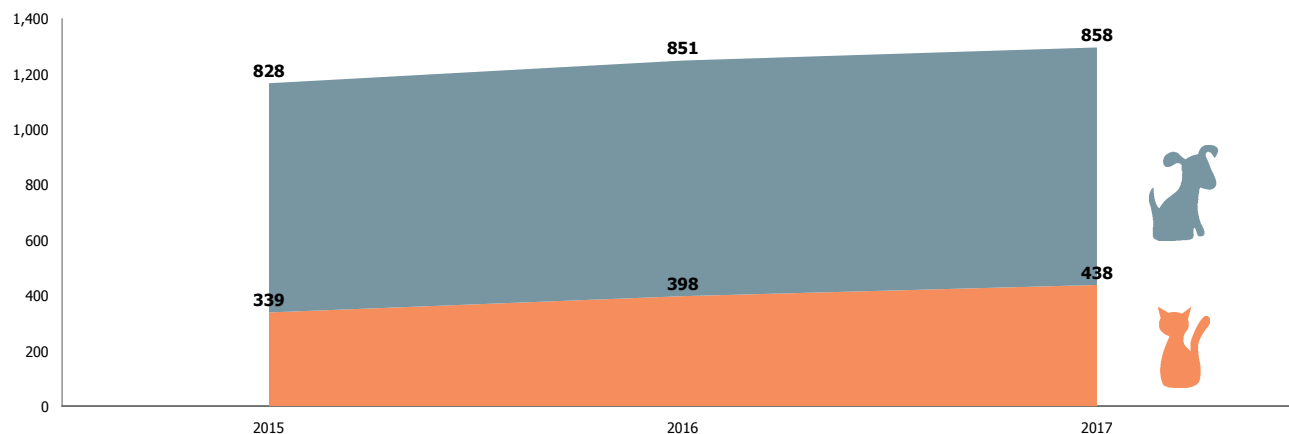


	2015			2016			2017		
	Cat	Dog	Total	Cat	Dog	Total	Cat	Dog	Total
Adoption	138	399	537	234	364	598	250	450	700
Deceased	3	1	4	5	2	7	3	3	6
Disposal	0	0	0	0	0	0	8	4	12
Humane Euthanasia	23	36	59	19	11	30	13	7	20
Missing	0	0	0	1	1	2	0	0	0
RTO	27	243	270	19	255	274	36	253	289
Shelter Neuter Return	88	0	88	61	0	61	41	0	41
Transfer	60	149	209	59	218	277	87	141	228
Total	339	828	1,167	398	851	1,249	438	858	1,296

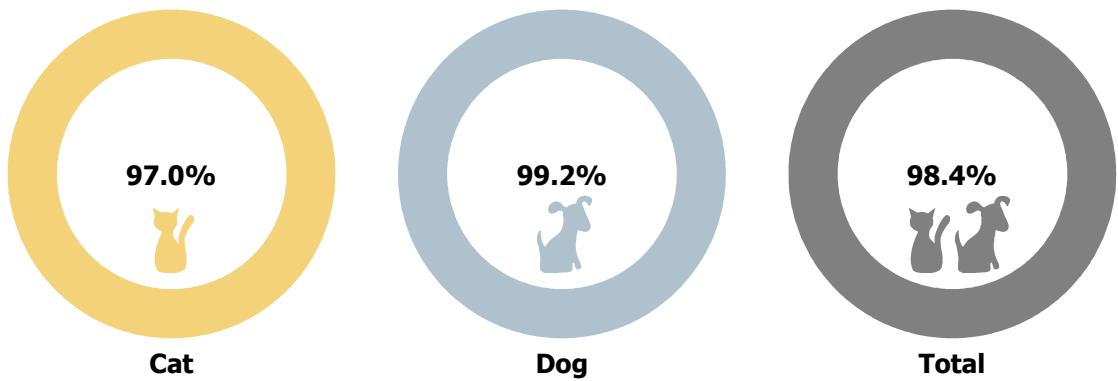
Yearly January Outcomes by Outcome Type



Yearly January Outcomes by Animal Type



Total Live Release Rates



Live Release Rates by Age Breakdown

