



## **Airport Advisory Commission**

### **REGULAR MEETING MINUTES**

**February 14, 2017**

The Airport Advisory Commission convened in a regular meeting on February 14, 2017, at 2716 Spirit of Texas Drive, in Room 174-A in Austin, Texas.

#### **Board Members in Attendance:**

Ernest Saulmon, Chair  
Alex Reyna  
Mike Rodriguez

Stephanie Trinh, Secretary  
Greg Anderson  
Aaron Johnson

Teddy McDaniel, III  
John Walewski  
Vicky Sepulveda

#### **Board Members Absent:**

Sam Sargent

#### **Staff in Attendance:**

Shane Harbinson, Becky Nagel, Dave Arthur, Janice White, Katherine Klavsout, Francisco “Kiko” Garza, Carlton Thomas, Rohini Kumarage, Lyn Estabrook, Alison Von Stein

#### **Others Present:**

Jeff Toner – Jacobs  
Willy Gonzalez – Unite Here  
Noel Janacek – Kleinfelder  
Chris Ruebush - PGAL

#### **Welcome & Call the Meeting to Order:**

Ernest Saulmon called the meeting to order at 5:02 p.m.

#### **1. CITIZENS COMMUNICATIONS:**

Willy Gonzalez – Unite Here

Teddy McDaniel, III arrived at 5:08 p.m.

## **2. APPROVAL OF MINUTES – January 10, 2017**

Motion to approve the minutes. Motion made by Mike Rodriguez and seconded by Vicky Sepulveda. Motion passed 8-0-1-1 (Commission Member Aaron Johnson abstained, and Commission Member Sam Sargent was absent at this vote).

## **3. STAFF BRIEFING, REPORTS AND PRESENTATIONS**

- a) Finance & Operations Reports for Fiscal Year 2017 to date.
- b) Planning & Engineering Capital Improvement Project Monthly Status Reports.
- c) Update on Barbara Jordan Terminal and Gate Expansion Project.
- d) Update on the Airport Administrative Building and Public Parking Garage.
- e) Airport Tenant Updates.
- f) Ground Transportation Staging Area (GTSA) Transactions Report for January 2017.
- g) Transportation Network Companies (TNCs) Airport Transactions to date.

## **4. FOR RECOMMENDATION**

- a) Authorize negotiation and execution of a competitive sealed proposal agreement with MAC, INC. for the construction improvements to the Austin-Bergstrom International Airport Terminal Facility Upper Level Embankment Repairs in the amount not to exceed \$4,157,329.

Motion to approve. Motion made by Greg Anderson and seconded by Teddy McDaniel, III. Motion passed 9-0-0-1 (Commission Member Sam Sargent was absent at this vote).

## **5. NEW BUSINESS**

CodeNEXT Open House Meetings:

- Saturday, February 18, 2017 - 12:00pm to 2:00pm,  
Crockett High School  
5601 Manchaca Rd.
- Saturday, February 25, 2017 - 1:00pm to 3:00pm,  
Lanier High School  
1201 Payton Gin Rd.
- Saturday, March 4, 2017 - 1:30pm to 3:30pm,

Lyndon B. Johnson Early College High School  
7309 Lazy Creek Dr.

## **6. OLD BUSINESS (updates)**

- a) Status of action items upon which the Commission has made a recommendation to Council.  
*(Please note the progress of the following items)*

Authorize execution of a construction contract with PIATRA, INC., for the Austin-Bergstrom International Airport Bus Shelter Improvements project in the amount of \$496,800 plus a \$49,680 contingency, for a total contract amount not to exceed \$546,480. **[Item went before City Council on January 26, 2017 and passed.]**

Authorize award and execution of a construction contract with GADBERRY CONSTRUCTION COMPANY, INC for the Elevator Refurbishment Rebid project in the amount of \$2,927,000 plus a \$292,700 contingency, for a total contract amount not to exceed \$3,219,700. **[Item went before City Council on January 26, 2017 and passed.]**

Authorize negotiation and execution of an agreement with United Airlines to replace diesel powered equipment operated by United Airlines with electric equipment by utilizing an Environmental Protection Agency Diesel Emission Reduction Act grant, for a total contract amount not to exceed \$120,805. **[Item went before City Council on February 2, 2017 and passed.]**

## **7. FUTURE AGENDA ITEMS**

Date of next meeting: March 14, 2017

## **ADJOURNMENT.**

Meeting was adjourned at 6:20 p.m.

**CITY OF AUSTIN**  
**AUSTIN-BERGSTROM INTERNATIONAL AIRPORT**  
**Airport Operating Fund 5070**  
**Income Statement - For Internal Use Only**  
**Fiscal Year to Date for 4 Month(s) ended January 31, 2017**

	Amended Budget	Budget Annualized 4 month(s)	Year to Date w/ Encumb	Y-T-D Variance Fav (Unfav)	Y-T-D % Variance Fav (Unfav)
<b>REVENUE</b>					
<b>AIRLINE REVENUE</b>					
Landing Fees	27,743,000.00	9,247,666.67	8,823,956.60	(423,710.07)	(4.6%)
Terminal Rental & Other Fees	36,210,000.00	12,070,000.00	12,314,863.20	244,863.20	2.0%
<b>TOTAL AIRLINE REVENUE</b>	<b>63,953,000.00</b>	<b>21,317,666.67</b>	<b>21,138,819.80</b>	<b>(178,846.87)</b>	<b>(0.8%)</b>
<b>NON-AIRLINE REVENUE</b>					
Parking	37,583,609.00	12,527,869.67	13,518,285.06	990,415.39	7.9%
Other Concessions	27,150,069.00	9,050,023.00	8,753,921.92	(296,101.08)	(3.3%)
Other Rentals and Fees	11,956,138.00	3,985,379.33	3,497,495.77	(487,883.56)	(12.2%)
<b>TOTAL NON-AIRLINE REVENUE</b>	<b>76,689,816.00</b>	<b>25,563,272.00</b>	<b>25,769,702.75</b>	<b>206,430.75</b>	<b>0.8%</b>
Interest Income	217,814.00	72,604.67	169,960.34	97,355.67	134.1%
<b>TOTAL REVENUE</b>	<b>140,860,630.00</b>	<b>46,953,543.34</b>	<b>47,078,482.89</b>	<b>124,939.55</b>	<b>0.3%</b>
<b>OPERATING REQUIREMENTS</b>					
Fac Mgmt, Ops and Airport Security	52,194,691.00	17,398,230.33	16,748,091.74	650,138.59	3.7%
Airport Planning and Development	4,162,285.00	1,387,428.34	1,167,258.24	220,170.10	15.9%
Support Services	21,342,367.00	7,114,122.33	4,764,441.82	2,349,680.51	33.0%
Business Services	13,576,502.00	4,525,500.67	3,960,629.21	564,871.46	12.5%
<b>TOTAL OPERATING EXPENSES</b>	<b>91,275,845.00</b>	<b>30,425,281.67</b>	<b>26,640,421.01</b>	<b>3,784,860.66</b>	<b>12.4%</b>
<b>Debt Service</b>					
GO Debt Service Fund	26,940.00	8,980.00	8,980.00	0.00	0.0%
2013A Revenue Refunding Bonds	16,906,054.00	5,636,311.93	5,636,311.93	0.00	0.0%
2013 Prosperity Bank Loan	5,242,472.00	1,632,988.36	1,632,988.55	(0.19)	(0.0%)
2014 Bond Issuance	1,022,380.00	267,491.25	267,480.23	11.02	0.0%
2017 Bond Issuance	45,226.00	181.81	0.00	181.81	100.0%
2005 Variable rate Notes (Swap)	11,367,213.00	3,788,039.00	3,523,113.00	264,926.00	7.0%
2005 Variable rate Notes Fees	1,339,682.00	446,560.56	452,666.48	(6,105.92)	(1.4%)
PFC Debt Service Funding	(12,746,311.00)	(4,248,854.99)	(4,154,259.07)	(94,595.92)	(2.2%)
<b>TOTAL Net Debt Service</b>	<b>23,203,656.00</b>	<b>7,531,697.92</b>	<b>7,367,281.12</b>	<b>164,416.80</b>	<b>2.2%</b>
<b>OTHER REQUIREMENTS</b>					
Workers' Compensation	438,392.00	146,130.67	146,112.00	18.67	0.0%
Citywide Administrative Support	4,426,720.00	1,475,573.33	1,475,520.00	53.33	0.0%
Communications & Technology Mgmt	1,665,952.00	555,317.33	555,312.00	5.33	0.0%
Accrued Payroll	185,220.00	61,740.00	61,740.00	0.00	0.0%
Compensation Adjustment	592,680.00	197,560.00	0.00	197,560.00	100.0%
Wage Adjustment Markets	133,472.00	44,490.67	0.00	44,490.67	100.0%
Operating Reserve	1,967,212.00	655,737.33	655,737.33	0.00	0.0%
CTECC	144,161.00	48,053.67	48,041.00	12.67	0.0%
Trunked Radio Allocation	124,230.00	41,410.00	41,410.00	0.00	0.0%
Public Works Capital Projects Mgmt Fund	771,082.00	257,027.33	257,002.00	25.33	0.0%
<b>TOTAL OTHER REQUIREMENTS</b>	<b>10,449,121.00</b>	<b>3,483,040.33</b>	<b>3,240,874.33</b>	<b>242,166.00</b>	<b>7.0%</b>
<b>TOTAL REQUIREMENTS</b>	<b>124,928,622.00</b>	<b>41,440,019.92</b>	<b>37,248,576.46</b>	<b>4,191,443.46</b>	<b>10.1%</b>
<b>EXCESS (DEFICIT) OF TOTAL AVAILABLE FUNDS OVER TOTAL REQUIREMENTS</b>	<b>15,932,008.00</b>	<b>5,513,523.42</b>	<b>9,829,906.43</b>	<b>4,316,383.01</b>	<b>78.3%</b>
<b>ENPLANEMENTS</b>	<b>Passengers</b>	<b>% Inc/(Dec)</b>			
Jan, 2017 (Month over Month)	454,208	5.39%			
Jan, 2017 - Year-to-Date	2,069,855	3.44%			

**CITY OF AUSTIN  
AUSTIN-BERGSTROM INTERNATIONAL AIRPORT  
INCOME STATEMENT COMPARISON THIS YEAR VS. LAST YEAR**

This month - This Year vs. Last Year

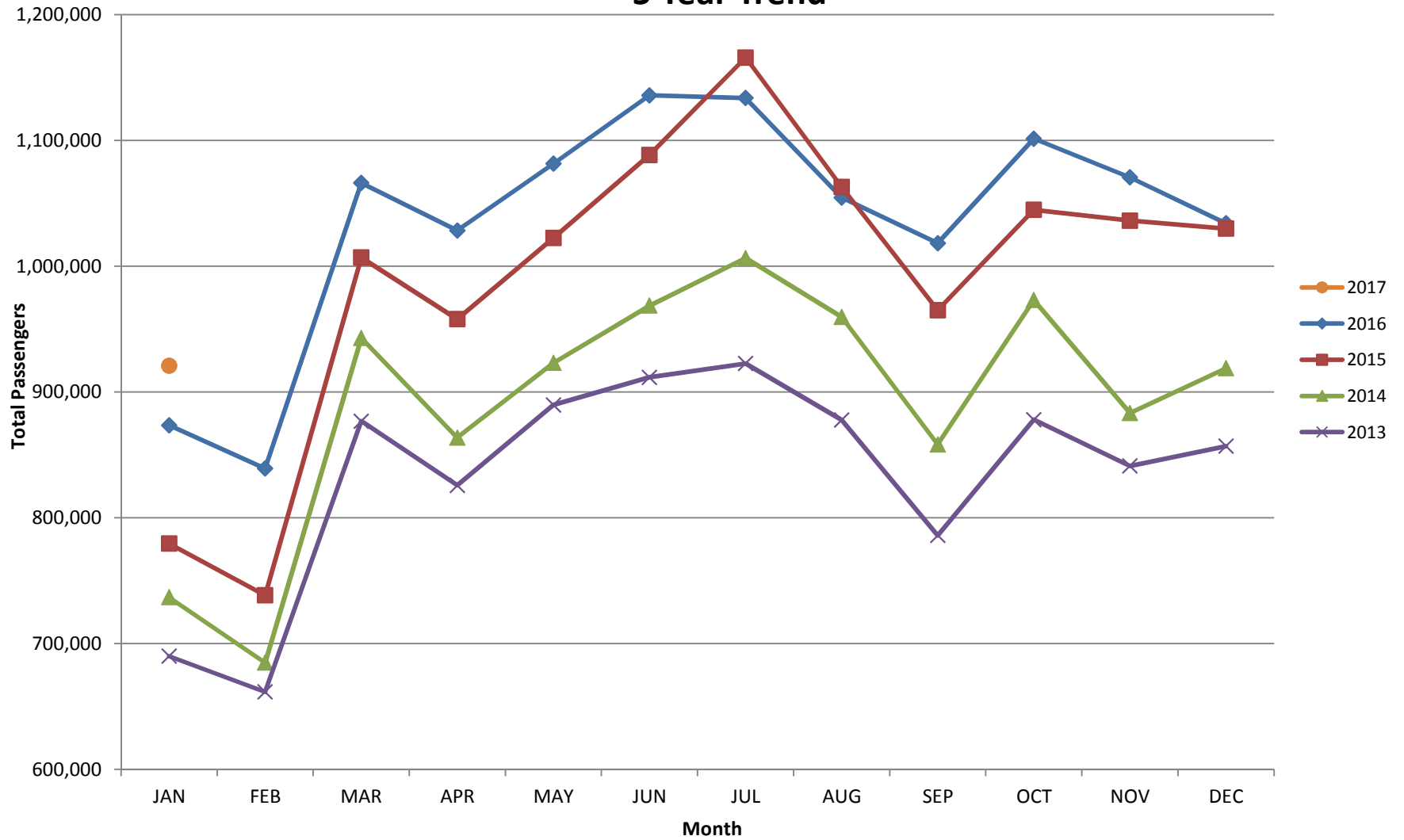
FY17 (Jan 17) vs FY16 (Jan 16)

Fiscal YTD - This Year vs. Last Year

FY17 (Oct 16 - Jan 17) vs FY16 (Oct 15 - Jan 16)

	FY17 Jan-17	FY16 Jan-16	Fav (Unfav) \$ Variance	Fav (Unfav) % Variance	FY17 YTD Jan-17	FY16 YTD Jan-16	Fav (Unfav) \$ Variance	Fav (Unfav) % Variance
<b><u>Airline Revenue</u></b>								
Landing Fees	2,157,916.91	1,805,036.15	352,880.76	19.5%	8,823,956.60	7,720,276.38	1,103,680.22	14.3%
Terminal Rental & Other Fees	3,068,687.27	2,565,870.30	502,816.97	19.6%	12,314,863.20	10,787,250.10	1,527,613.10	14.2%
Total Airline Revenue	5,226,604.18	4,370,906.45	855,697.73	19.6%	21,138,819.80	18,507,526.48	2,631,293.32	14.2%
<b><u>Non-Airline Revenue</u></b>								
Parking	3,185,695.52	2,851,830.06	333,865.46	11.7%	13,518,285.06	12,139,210.41	1,379,074.65	11.4%
Food/Beverage & Retail	777,217.42	857,913.87	(80,696.45)	(9.4%)	3,513,187.64	3,414,027.58	99,160.06	2.9%
Rental Car	986,437.91	953,837.58	32,600.33	3.4%	4,387,457.58	4,236,024.43	151,433.15	3.6%
Advertising	108,896.83	126,055.54	(17,158.71)	(13.6%)	516,468.39	527,517.81	(11,049.42)	(2.1%)
Ads Barter Revenue	25,000.00	0.00	25,000.00	N/A	25,000.00	40,000.00	(15,000.00)	(37.5%)
Other Concessions	73,414.88	58,845.37	14,569.51	24.8%	311,808.31	263,427.54	48,380.77	18.4%
Other Rentals and Fees	846,971.91	1,274,914.58	(427,942.67)	(33.6%)	3,497,495.77	3,443,322.58	54,173.19	1.6%
Total Non-Airline Revenue	6,003,634.47	6,123,397.00	(119,762.53)	(2.0%)	25,769,702.75	24,063,530.35	1,706,172.40	7.1%
Interest Income	47,809.02	16,786.01	31,023.01	184.8%	169,960.34	59,233.45	110,726.89	186.9%
<b>Total Operating Revenue</b>	<b>11,278,047.67</b>	<b>10,511,089.46</b>	<b>766,958.21</b>	<b>7.3%</b>	<b>47,078,482.89</b>	<b>42,630,290.28</b>	<b>4,448,192.61</b>	<b>10.4%</b>
<b><u>Operating Requirements</u></b>								
Fac Mgmt, Ops and Airport Security	3,482,238.11	3,372,343.52	(109,894.59)	(3.3%)	16,748,091.74	15,535,201.10	(1,212,890.64)	(7.8%)
Airport Planning and Development	261,559.09	163,503.35	(98,055.74)	(60.0%)	1,167,258.24	810,691.39	(356,566.85)	(44.0%)
Support Services	867,837.32	620,301.18	(247,536.14)	(39.9%)	4,764,441.82	4,524,836.10	(239,605.72)	(5.3%)
Business Services	1,202,479.83	1,046,021.01	(156,458.82)	(15.0%)	3,960,629.21	3,950,002.25	(10,626.96)	(0.3%)
Total Operating Expense	5,814,114.35	5,202,169.06	(611,945.29)	(11.8%)	26,640,421.01	24,820,730.84	(1,819,690.17)	(7.3%)
<b><u>Debt Service</u></b>								
GO Debt Service Fund	2,245.00	2,192.09	(52.91)	(2.4%)	8,980.00	8,768.33	(211.67)	(2.4%)
2013A Revenue Refunding Bonds	1,408,717.73	1,409,678.33	960.60	0.1%	5,636,311.93	3,673,252.83	(1,963,059.10)	(53.4%)
2013 Prosperity Bank Loan	451,185.42	336,708.33	(114,477.09)	(34.0%)	1,632,988.55	1,120,391.65	(512,596.90)	(45.8%)
2014 Bond Issuance	91,833.34	3,050.00	(88,783.34)	(2910.9%)	267,480.23	8,768.50	(258,711.73)	(2950.5%)
2005 Variable rate Notes (Swap)	830,846.00	750,069.00	(80,777.00)	(10.8%)	3,523,113.00	5,094,107.00	1,570,994.00	30.8%
2005 Variable rate Notes Fees	113,170.59	112,299.10	(871.49)	(0.8%)	452,666.48	478,222.33	25,555.85	5.3%
PFC Debt Service Funding	(1,019,620.29)	(1,031,946.45)	(12,326.16)	(1.2%)	(4,154,259.07)	(4,103,563.46)	50,695.61	1.2%
Total Debt Service	1,878,377.79	1,582,050.40	(296,327.39)	(18.7%)	7,367,281.12	6,279,947.18	(1,087,333.94)	(17.3%)
<b><u>Other Requirements</u></b>								
Workers' Compensation	36,535.00	35,400.00	(1,135.00)	(3.2%)	146,112.00	141,669.00	(4,443.00)	(3.1%)
Citywide Administrative Support	368,900.00	315,560.00	(53,340.00)	(16.9%)	1,475,520.00	1,262,236.00	(213,284.00)	(16.9%)
Communications & Technology Mgmt	138,830.00	104,015.00	(34,815.00)	(33.5%)	555,312.00	416,045.00	(139,267.00)	(33.5%)
Accrued Payroll	15,435.00	20,234.50	4,799.50	23.7%	61,740.00	80,938.00	19,198.00	23.7%
Operating Reserve	163,934.33	160,241.67	(3,692.66)	(2.3%)	655,737.33	640,966.67	(14,770.66)	(2.3%)
CTECC	12,015.00	11,565.00	(450.00)	(3.9%)	48,041.00	46,247.00	(1,794.00)	(3.9%)
Trunked Radio Allocation	10,352.50	9,560.00	(792.50)	(8.3%)	41,410.00	38,213.00	(3,197.00)	(8.4%)
Public Works Capital Projects Mgmt Fund	64,260.00	0.00	(64,260.00)	N/A	257,002.00	0.00	(257,002.00)	N/A
Liability Reserve	0.00	1,416.67	1,416.67	100.0%	0.00	5,666.67	5,666.67	100.0%
Total Other Requirements	810,261.83	657,992.84	(152,268.99)	(23.1%)	3,240,874.33	2,631,981.34	(608,892.99)	(23.1%)
<b>Total Requirements</b>	<b>8,502,753.97</b>	<b>7,442,212.30</b>	<b>(1,060,541.67)</b>	<b>(14.3%)</b>	<b>37,248,576.46</b>	<b>33,732,659.36</b>	<b>(3,515,917.10)</b>	<b>(10.4%)</b>
 SURPLUS (DEFICIT) OF TOTAL AVAILABLE FUNDS OVER TOTAL REQUIREMENTS	 \$ 2,775,293.70	 \$ 3,068,877.16	 \$ (293,583.46)	 (9.6%)	 \$ 9,829,906.43	 \$ 8,897,630.92	 \$ 932,275.51	 10.5%

## AUSTIN PASSENGER TRAFFIC 5 Year Trend



# Austin-Bergstrom International Airport

## Aviation Activity Report

### Calendar Year 2017 vs 2016

	01/2017	01/2016	Percent Change	01/2017 - 01/2017	01/2016 - 01/2016	Percent Change
<b><u>Passenger Activity</u></b>						
Domestic Enplaned Revenue	430,615	411,226	4.71	430,615	411,226	4.71
Domestic Deplaned Revenue	442,731	422,103	4.89	442,731	422,103	4.89
International Enplaned Revenue	9,922	8,191	21.13	9,922	8,191	21.13
International Deplaned Revenue	11,068	9,132	21.20	11,068	9,132	21.20
Domestic Enplaned Non-Revenue	11,946	10,167	17.50	11,946	10,167	17.50
Domestic Deplaned Non-Revenue	11,156	9,719	14.79	11,156	9,719	14.79
International Enplaned Non-Revenue	60	76	-21.05	60	76	-21.05
International Deplaned Non-Revenue	54	70	-22.86	54	70	-22.86
Intl Enplaned Pre-Cleared Revenue	1,640	1,302	25.96	1,640	1,302	25.96
Intl Deplaned Pre-Cleared Revenue	1,711	1,544	10.82	1,711	1,544	10.82
Intl Enplaned Pre-Cleared Non-Revenue	25	16	56.25	25	16	56.25
Intl Deplaned Pre-Cleared Non-Revenue	18	14	28.57	18	14	28.57
<b>Passenger Totals</b>	<b>920,946</b>	<b>873,560</b>	<b>5.42</b>	<b>920,946</b>	<b>873,560</b>	<b>5.42</b>
<i>Enplaned Passenger Totals</i>	<i>454,208</i>	<i>430,978</i>	<i>5.39</i>	<i>454,208</i>	<i>430,978</i>	<i>5.39</i>
<i>Deplaned Passenger Totals</i>	<i>466,738</i>	<i>442,582</i>	<i>5.46</i>	<i>466,738</i>	<i>442,582</i>	<i>5.46</i>
<i>Domestic Passenger Totals</i>	<i>896,448</i>	<i>853,215</i>	<i>5.07</i>	<i>896,448</i>	<i>853,215</i>	<i>5.07</i>
<i>International Passenger Totals</i>	<i>24,498</i>	<i>20,345</i>	<i>20.41</i>	<i>24,498</i>	<i>20,345</i>	<i>20.41</i>

**CURRENT PASSENGER RECORD = 1,165,811    RECORD SET = JULY 2015**

### **Aircraft Operations**

Air Carrier	9,322	8,985	3.75	9,322	8,985	3.75
Commuter & Air Taxi	1,095	1,121	-2.32	1,095	1,121	-2.32
Military	904	745	21.34	904	745	21.34
General Aviation						
Itinerant	4,206	3,790	10.98	4,206	3,790	10.98
Local	134	222	-39.64	134	222	-39.64
Total G.A.	4,340	4,012	8.18	4,340	4,012	8.18
Total Operations	15,661	14,863	5.37	15,661	14,863	5.37

# Austin-Bergstrom International Airport

## Aviation Activity Report Calendar Year 2017 vs 2016

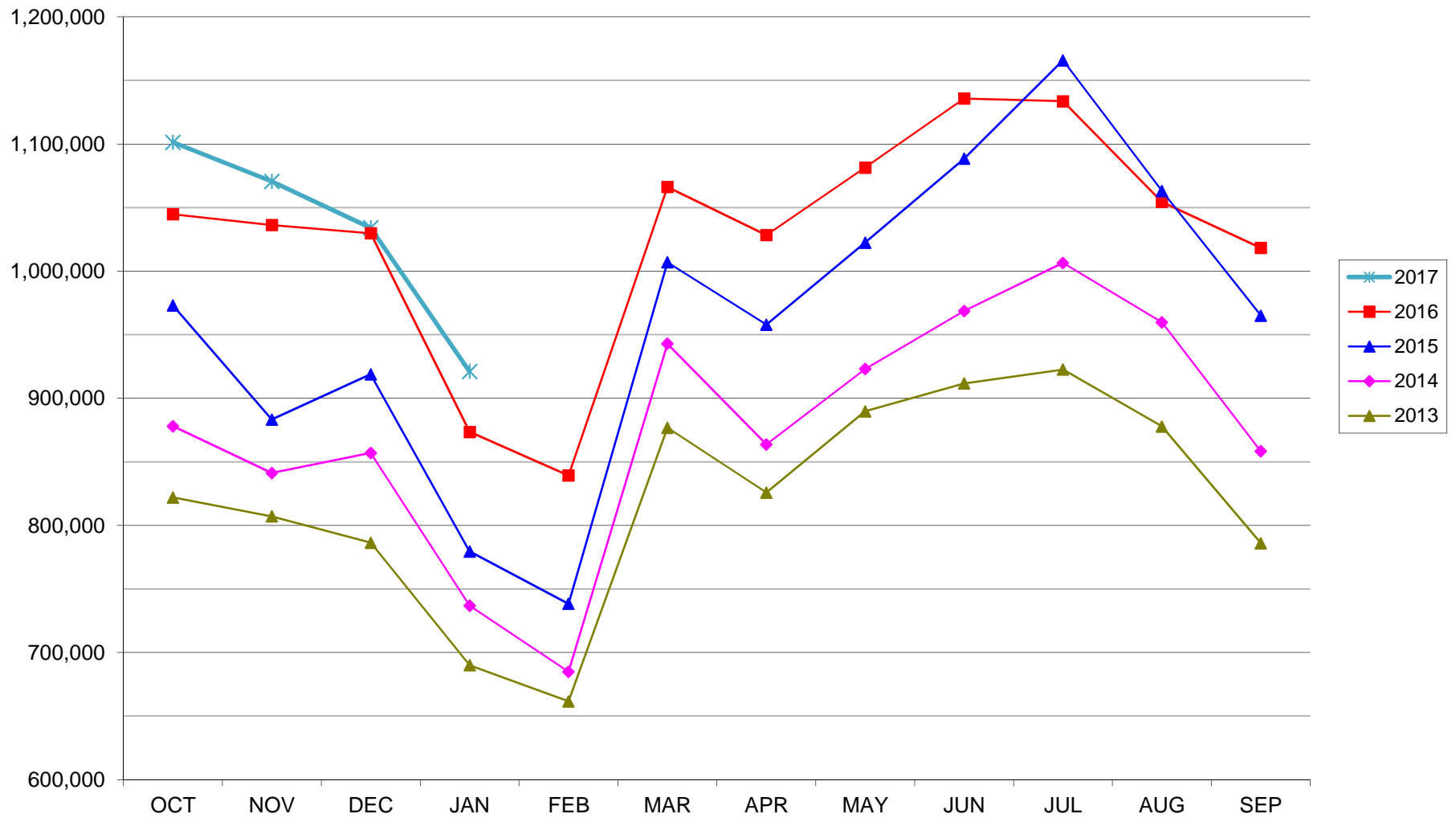
	01/2017	01/2016	Percent Change	01/2017 - 01/2017	01/2016 - 01/2016	Percent Change
<b><u>Cargo Activity</u></b>						
Mail						
Domestic Enplaned Mail	176,944	137,982	28.24	176,944	137,982	28.24
Domestic Deplaned Mail	275,618	245,790	12.14	275,618	245,790	12.14
International Enplaned Mail	0	0	0.00	0	0	0.00
International Deplaned Mail	0	0	0.00	0	0	0.00
<b>Mail Totals</b>	<b>452,562</b>	<b>383,772</b>	<b>17.92</b>	<b>452,562</b>	<b>383,772</b>	<b>17.92</b>
Cargo						
Domestic Enplaned Cargo	4,471,203	4,995,372	-10.49	4,471,203	4,995,372	-10.49
Domestic Deplaned Cargo	6,438,966	5,263,904	22.32	6,438,966	5,263,904	22.32
International Enplaned Cargo	623,417	184,839	237.28	623,417	184,839	237.28
International Deplaned Cargo	318,802	95,900	232.43	318,802	95,900	232.43
<b>Cargo Totals</b>	<b>11,852,388</b>	<b>10,540,015</b>	<b>12.45</b>	<b>11,852,388</b>	<b>10,540,015</b>	<b>12.45</b>
Belly Freight						
Domestic Enplaned Belly Freight	197,923	258,538	-23.45	197,923	258,538	-23.45
Domestic Deplaned Belly Freight	379,146	416,364	-8.94	379,146	416,364	-8.94
International Enplaned Belly Freight	146,456	211,141	-30.64	146,456	211,141	-30.64
International Deplaned Belly Freight	555,073	357,801	55.13	555,073	357,801	55.13
<b>Belly Freight Totals</b>	<b>1,278,598</b>	<b>1,243,844</b>	<b>2.79</b>	<b>1,278,598</b>	<b>1,243,844</b>	<b>2.79</b>
<b>Cargo Totals (Mail, Cargo, Belly Freight)</b>	<b>13,583,548</b>	<b>12,167,631</b>	<b>11.64</b>	<b>13,583,548</b>	<b>12,167,631</b>	<b>11.64</b>
<i>Enplaned Cargo Totals</i>	<i>5,615,943</i>	<i>5,787,872</i>	<i>-2.97</i>	<i>5,615,943</i>	<i>5,787,872</i>	<i>-2.97</i>
<i>Deplaned Cargo Totals</i>	<i>7,967,605</i>	<i>6,379,759</i>	<i>24.89</i>	<i>7,967,605</i>	<i>6,379,759</i>	<i>24.89</i>
<i>Domestic Cargo Totals</i>	<i>11,939,800</i>	<i>11,317,950</i>	<i>5.49</i>	<i>11,939,800</i>	<i>11,317,950</i>	<i>5.49</i>
<i>International Cargo Totals</i>	<i>1,643,748</i>	<i>849,681</i>	<i>93.45</i>	<i>1,643,748</i>	<i>849,681</i>	<i>93.45</i>

CURRENT CARGO RECORD = 40,215,518

RECORD SET = MARCH 2001

# AUSTIN PASSENGER TRAFFIC

## 5 Year Trend



# Austin-Bergstrom International Airport

## Aviation Activity Report

### Fiscal Year 2017 vs 2016

	01/2017	01/2016	Percent Change	10/2016 - 01/2017	10/2015 - 01/2016	Percent Change
<b><u>Passenger Activity</u></b>						
Domestic Enplaned Revenue	430,615	411,226	4.71	1,980,918	1,922,265	3.05
Domestic Deplaned Revenue	442,731	422,103	4.89	1,968,586	1,904,103	3.39
International Enplaned Revenue	9,922	8,191	21.13	38,060	32,938	15.55
International Deplaned Revenue	11,068	9,132	21.20	38,553	32,464	18.76
Domestic Enplaned Non-Revenue	11,946	10,167	17.50	43,562	40,077	8.70
Domestic Deplaned Non-Revenue	11,156	9,719	14.79	41,899	39,435	6.25
International Enplaned Non-Revenue	60	76	-21.05	263	312	-15.71
International Deplaned Non-Revenue	54	70	-22.86	243	290	-16.21
Intl Deplaned Pre-Cleared Non-Revenue	18	14	28.57	75	383	-80.42
Intl Deplaned Pre-Cleared Revenue	1,711	1,544	10.82	7,653	6,571	16.47
Intl Enplaned Pre-Cleared Non-Revenue	25	16	56.25	94	401	-76.56
Intl Enplaned Pre-Cleared Revenue	1,640	1,302	25.96	6,958	5,094	36.59
South Terminal-Intl Enplaned Revenue	0	0	0.00	0	0	0.00
South Terminal-Intl Deplaned Revenue	0	0	0.00	0	0	0.00
South Terminal-Intl Enplaned Non-Revenue	0	0	0.00	0	0	0.00
South Terminal-Intl Deplaned Non-Revenue	0	0	0.00	0	0	0.00
<b>Passenger Totals</b>	<b>920,946</b>	<b>873,560</b>	<b>5.42</b>	<b>4,126,864</b>	<b>3,984,333</b>	<b>3.58</b>
<i>Enplaned Passenger Totals</i>	<i>454,208</i>	<i>430,978</i>	<i>5.39</i>	<i>2,069,855</i>	<i>2,001,087</i>	<i>3.44</i>
<i>Deplaned Passenger Totals</i>	<i>466,738</i>	<i>442,582</i>	<i>5.46</i>	<i>2,057,009</i>	<i>1,983,246</i>	<i>3.72</i>
<i>Domestic Passenger Totals</i>	<i>896,448</i>	<i>853,215</i>	<i>5.07</i>	<i>4,034,965</i>	<i>3,905,880</i>	<i>3.30</i>
<i>International Passenger Totals</i>	<i>24,498</i>	<i>20,345</i>	<i>20.41</i>	<i>91,899</i>	<i>78,453</i>	<i>17.14</i>

**CURRENT PASSENGER RECORD = 1,165,811      RECORD SET = JULY 2015**

#### **Aircraft Operations**

Air Carrier	9,322	8,985	3.75	37,799	38,185	-1.01
Commuter & Air Taxi	1,095	1,121	-2.32	5,262	5,160	1.98
Military	904	745	21.34	3,159	3,081	2.53
General Aviation						
Itinerant	4,206	3,790	10.98	17,266	15,960	8.18
Local	134	222	-39.64	884	1,164	-24.05
<b>Total G.A.</b>	<b>4,340</b>	<b>4,012</b>	<b>8.18</b>	<b>18,150</b>	<b>17,124</b>	<b>5.99</b>
<b>Total Operations</b>	<b>15,661</b>	<b>14,863</b>	<b>5.37</b>	<b>64,370</b>	<b>63,550</b>	<b>1.29</b>

# Austin-Bergstrom International Airport

## Aviation Activity Report

### Fiscal Year 2017 vs 2016

#### Cargo Activity

	01/2017	01/2016	Percent Change	10/2016 - 01/2017	10/2015 - 01/2016	Percent Change
<b>Mail</b>						
Domestic Enplaned Mail	176,944	137,982	28.24	705,370	828,431	-14.85
Domestic Deplaned Mail	275,618	245,790	12.14	1,267,822	1,066,450	18.88
International Enplaned Mail	0	0	0.00	0	0	0.00
International Deplaned Mail	0	0	0.00	0	0	0.00
South Terminal-Intl Enplaned Mail	0	0	0.00	0	0	0.00
South Terminal-Intl Deplaned Mail	0	0	0.00	0	0	0.00
<b>Mail Totals</b>	<b>452,562</b>	<b>383,772</b>	<b>17.92</b>	<b>1,973,192</b>	<b>1,894,881</b>	<b>4.13</b>
<b>Cargo</b>						
Domestic Enplaned Cargo	4,471,203	4,995,372	-10.49	20,718,937	20,253,164	2.30
Domestic Deplaned Cargo	6,438,966	5,263,904	22.32	28,640,305	21,643,419	32.33
International Enplaned Cargo	623,417	184,839	237.28	3,266,243	2,517,532	29.74
International Deplaned Cargo	318,802	95,900	232.43	1,468,717	1,920,885	-23.54
South Terminal-Intl Enplaned Cargo	0	0	0.00	0	0	0.00
South Terminal-Intl Deplaned Cargo	0	0	0.00	0	0	0.00
<b>Cargo Totals</b>	<b>11,852,388</b>	<b>10,540,015</b>	<b>12.45</b>	<b>54,094,202</b>	<b>46,335,000</b>	<b>16.75</b>
<b>Belly Freight</b>						
Domestic Enplaned Belly Freight	197,923	258,538	-23.45	966,889	1,038,012	-6.85
Domestic Deplaned Belly Freight	379,146	416,364	-8.94	1,697,812	1,800,061	-5.68
International Enplaned Belly Freight	146,456	211,141	-30.64	546,478	774,935	-29.48
International Deplaned Belly Freight	555,073	357,801	55.13	2,826,221	1,619,636	74.50
South Terminal-Intl Enplaned Belly Frt	0	0	0.00	0	0	0.00
South Terminal-Intl Deplaned Belly Frt	0	0	0.00	0	0	0.00
<b>Belly Freight Totals</b>	<b>1,278,598</b>	<b>1,243,844</b>	<b>2.79</b>	<b>6,037,400</b>	<b>5,232,644</b>	<b>15.38</b>
<b>Cargo Totals (Mail, Cargo, Belly Freight)</b>	<b>13,583,548</b>	<b>12,167,631</b>	<b>11.64</b>	<b>62,104,794</b>	<b>53,462,525</b>	<b>16.17</b>
<i>Enplaned Cargo Totals</i>	<i>5,615,943</i>	<i>5,787,872</i>	<i>-2.97</i>	<i>26,203,917</i>	<i>25,412,074</i>	<i>3.12</i>
<i>Deplaned Cargo Totals</i>	<i>7,967,605</i>	<i>6,379,759</i>	<i>24.89</i>	<i>35,900,877</i>	<i>28,050,451</i>	<i>27.99</i>
<i>Domestic Cargo Totals</i>	<i>11,939,800</i>	<i>11,317,950</i>	<i>5.49</i>	<i>53,997,135</i>	<i>46,629,537</i>	<i>15.80</i>
<i>International Cargo Totals</i>	<i>1,643,748</i>	<i>849,681</i>	<i>93.45</i>	<i>8,107,659</i>	<i>6,832,988</i>	<i>18.65</i>

CURRENT CARGO RECORD = 40,215,518

RECORD SET = MARCH 2001

# PE Monthly Report - Austin Airport Advisory Commission

Project		Subproject		Subproject Manager	Current Subproject Status Info	FDU	Expenses YTD	Spend Plan Amount - Budget - FDU Level - Current Year
5415	ABIA Terminal Improvements	Terminal East Infill Project	5415.065	Jones, Burton	The RCA to request change has been postponed until Department of Aviation can negotiate an agreement with TSA regarding payment of additional scope of work. This may take until the new federal fiscal year is started.	4910 8107 3215		(\$15,805)
						4910 8107 G215		\$0
		Records Management Implementation	5415.066	Folsom-Heath, Diana	PR entered with CTM.	4911 8107 A215		\$655,580
						4912 8107 B060		\$0
		Matrix Electrical Room HVAC Improvements	5415.088	Stalder, Ricky	Warranty Period	4912 8107 B215	\$7,279	\$60,225
						4910 8107 3216		\$367,690
		Restrooms Completion	5415.098	Kumarage, Rohini	Pending finance approval	4910 8107 3253		\$10,472
						4910 8107 3190		\$0
5702	ABIA Stormwater / Environmental	Shared Use Passenger Processing System	5415.099	Folsom-Heath, Diana	Continue to discuss DAR issues. Expected upgrade to resolve issue is April 7.	4910 8107 3285	\$5,002	\$484,568
						4910 8107 3283		\$528,615
		South Terminal FY2015	5415.106	Mercado, Robert	Appropriation pending cost estimates from project managers.	4910 8107 3310	\$0	\$107,237
		Environmental Management System	5702.008	Carpenter, Kane	Open projects: helicopter noise modeling / support services to support amendments to City of Austin helicopter ordinance; updating ABIA hydrologic and hydraulic models to reflect current conditions; NEPA services: to support the terminal ramp expansion-FAA approval received in late September 2015, fuel consortium GSE fuel tanks - 3rd party project cancelled, and de-icing storage facility -FAA approval received in mid-2015; and implement an ABIA environmental records management system-project is wrapping up.	4910 8107 3151	\$0	\$248,148
		Stormwater Drainage Improvements	5702.011	Vonstein, Alison	Scheduled Council award of construction contract is 3/23/2017, to Dalrymple Gravel & Contracting Co., Inc, with all Alternates. If budget/funding allows, Outfalls 10 and 11 will be bid later as an additional, separate project. The Aviation Department added Outfalls 10 and 11 as emergencies from the floods. When debris was cleared out from the floods, it was noticed that these outfalls need to be rebuilt or redefined. On 2/24/2017 consultant submitted a draft report for the FAA Tower, which flooded in October 2015 and May 2016.	4910 8107 3248		\$547,761
						4911 8107 A248	\$75,216	\$1,149,897
6000	ABIA Airside Improvements	Electronic Airport Layout Plan And Utility Mapping	6000.103	Kumarage, Rohini	Work continues. Finalized field work	4912 8107 C502		\$882,700
						4910 8107 3290	\$1,928	\$105,246
6001	ABIA Landside Facility Improvements	Reclaimed Water Booster Pump	5702.013	Carpenter, Kane	Project will be delivered under 3rd party lease agreement. I would like to keep project open until project is completed which is tentatively set for mid-2016.	4910 8107 3242		\$91,245
		Electronic Airport Layout Plan And Utility Mapping	6000.103	Kumarage, Rohini	Work continues. Finalized field work	4910 8107 3242		\$91,245
		Landside Roadway and Pedestrian Improvements Phase 1	6001.092	Vonstein, Alison	Council approved award and execution of construction contract 3/31/16. Construction contract was executed 4/22/16. Pre-Construction conference held 6/6/2016. NTP start date is 7/18/2016. Submittal process is complete. Freight Lane is complete. Contractor is working along Hotel Drive and Employee Avenue. Substantial Completion date is 5/15/2017 and Final Completion on 6/14/2017.	4910 8107 3249		\$30,000
						4911 8107 A249	\$530,022	\$1,045,141
		Elevator Refurbishment Re-bid	6001.093	Kumarage, Rohini	Pre construction meeting is scheduled for March 8th	4911 8107 A401	\$4,480	\$314,338
						4911 8107 A245	\$4,347	\$4,382,652
		Upper Level Embankment Inspections and Repairs	6001.095	Vonstein, Alison	Council approval for negotiation and execution of a construction contract is scheduled for 3/2/2017, for MAC, Inc. Site plan exemption has been approved. Building permit is being re-applied for. Street & Bridge and QMD will be involved during construction. CSD will provide inspection services. Consultant submitted a revised additional services request 12/28/2016 for construction phase services, re-issuance of the project as a CSP, adding a temporary road and continued monitoring services. This is being processed to comprise Supplemental Amendment #3.	4910 8107 3247	\$1,768	\$3,556
						4911 8107 A247	\$2,430	\$4,716,779
		Buildings and Fence Demolition	6001.100	Vonstein, Alison	Submittals are almost complete. Pre-construction meeting held 2/6/2017, with Notice to Proceed as 2/8/2017. Contractor has been working for two weeks. One building is demolished. Water line has been capped.	4911 8107 A403	\$43,191	\$0
		ABIA Campus HVAC Improvements	6001.102	Mendoza, Paul	Project has been submitted for 30% QMD review. KSA proceeding with 60% DD. 1st draft due April 10, 2017.	4911 8107 A407		\$230,377
						4911 8107 A504		\$416,714
		Drainage Easement	6001.103	Carpenter, Kane	Per Robert Henst 6/22/15 email: Waiting on final invoice to be paid.	4912 8107 C504	\$59,413	\$820,766
						4910 8107 3292		\$35,050
6001	ABIA Landside Facility Improvements	Landside Roadway and Pedestrian Improvements Phase 2	6001.107	Smythe-Macaulay, David	The Sidewalk project completed quality review of the 90% construction documents. Design team is currently working on corrections. The Airport has requested that the bid date be moved out three (3) months to allow sufficient time to revise the construction documents.	4911 8107 A503	\$6,836	\$372,500
						4912 8107 C500	\$9,932	\$469,500
		Campus Signage Improvements	6001.112	Vonstein, Alison	QMD comments on 90% set returned on 2/6/2017. Second 90% set returned to QMD on 1/17/17 with updated front end documents. QMD comments on the second 90% set returned 2/27/2016. Consultant response is pending. Project advertisement will be rescheduled after QMD review comments are addressed.	4912 8107 C501	\$7,113	\$319,400
						4912 8107 C503	\$24,436	\$77,833

# PE Monthly Report - Austin Airport Advisory Commission

Project		Subproject		Subproject Manager	Current Subproject Status Info	FDU	Expenses YTD	Spend Plan Amount - Budget - FDU Level - Current Year
6001	ABIA Landside Facility Improvements	Parking Garage & Admin Building - West Lot A - Design & Construction	6001.114	Jones, Burton	Consultant has submitted Site Plan Permit set, we are awaiting comments. We hope to have an approved Site Permit by mid-March. Design consultant is preparing 60% set of documents to be issued 2/21/17. Construction Manager will use them to create the first GMP package due third week of March. We are scheduled for substantial completion of the garage in mid November of 2018. The Administration Bldg will follow in early 2019.	4911 8107 A186	\$897,443	\$8,038,066
						4912 8107 C507	\$1,555,986	\$9,000,000
		Consolidated Maintenance Facility	6001.117	Chaney, Richard	20Jan2017; Management selected alternative 1 for the new AOA access road and de-icing equipment storage facility. Initial Architectural design submittal is to be received mid February. Consultant is preparing proposals for construction administration and additional services.	4910 8107 3263	\$0	\$1
						4911 8107 A501	\$0	\$0
						4911 8107 A509	\$175,640	\$2,500,000
11222	ABIA Terminal - Apron Expansion and Improvements	Apron Expansion	11222.001	Pirtle, Robert	GMP #1 Work: Construction of exterior, perimeter concrete walls at the De-Icing Facility continues. The KABA secure exit lane equipment has a few on-going problems that are being investigated for solutions. GMP #2 Work: Site preparation for the next section of Apron expansion is underway. Temporary boarding gates and elevated walkways are substantially complete, with a few small finish-up item to be completed. GMP #3A Work: Work on the Terminal Expansion foundation is well under way, including concrete foundation piers. The first few grade beams have been constructed, and the two tower cranes have been installed and are fully operational. GMP #3B Work: The Notice to Proceed for construction on work packages 3C and 3E has been issued, with a start date of February 6, 2017.	4910 8107 3288	(\$ 104,660)	(\$104,660)
						4911 8107 A288	\$835,661	\$775,000
						4911 8107 A506	\$93,819	\$500,000
						4911 8107 A507		\$500,000
						4912 8107 C288	\$20,964,020	\$73,150,200
Total							\$25,201,303	\$112,816,792




BUSINESS DEVELOPMENT AND TENANT MANAGEMENT  
Austin Airport Advisory Commission Report  
March 14, 2017

**Tenant Updates and Business Development Events**

1. Branson Airport announced the return of seasonal non-stop service from ABIA to Branson, Missouri. The flights will be operated by Via Airline from May 25<sup>th</sup> through September 5<sup>th</sup>.
2. On February 16<sup>th</sup> the Texas Forest Service established a temporary portable tanker base at ABIA. The portable tanker base is capable of preparing large air tankers to drop fire retardant during wildfire events in Central Texas and the surrounding regions.
3. Aviation Department contacted Library Department regarding potentially providing library services at ABIA.
4. Aviation Department, in conjunction with City's Small and Minority Business Resources Office, will host a community outreach event on Friday, March 24, 2017 to provide information regarding upcoming business opportunities, including the upcoming Airport Concessions Request For Proposals. The outreach event will take place at Austin-Bergstrom International Airport, Planning and Engineering Building, Room 174 from 10AM – 12PM.
5. Airport Concessions Request for Proposals update and tentative schedule.

# GROUND TRANSPORTATION TRANSACTIONS FEBRUARY 2017



YEAR TO YEAR COMPARISON			
SERVICE CATEGORY	FEBRUARY 2017	FEBRUARY 2016	% Increase/(decrease)
TAXICAB	35,003	30,553	14.6%
LIMOUSINE	4,268	3,709	15.1%
HOTEL SHUTTLE	2,562	2,978	(14.0%)
OTHER SHUTTLE	1,354	987	37.2%
CHARTER BUS	136	250	(45.6%)
OVERALL TOTAL	43,323	38,477	12.6%

**City Of Austin  
Department of Aviation  
FY 2018 Capital Improvements Plan - Forecast  
March 8, 2017**

**Funds Uses:**

Airside Improvements	\$	5,345,000
Landside Improvements	\$	7,700,000
Terminal Improvements	\$	12,700,000
Information System Improvements	\$	19,735,000
Capital Equipment and Vehicles	\$	2,391,508

**Total project requirements: \$ 47,871,508**

**Funds Provided or Anticipated:**

Airport Capital Fund	23,071,508
Future Bond	24,800,000

**Total funds Provided or Anticipated: \$ 47,871,508**

**City of Austin - Aviation Department**  
**FY 2018 CIP Plan Forecast - Project Detail**  
**March 8, 2017**

<b>Airside Improvements</b>	
Airside Improvements FY2018	3,500,000
Maintenance Ramp Light Replacement	900,000
Airfield Sign Panel Replacement	250,000
Midfield Access Road ( <i>East Service Road to Maintenance Ramp</i> )	600,000
Aircraft Rescue and Fire Fighting 1 Replacement with Communications Package	95,000
<b>Airside Improvements Total</b>	<b>5,345,000</b>
<b>Landside Improvements</b>	
Emma Browning Road Reconstruction	600,000
Connectivity Pedestrian Path - Segment 5	1,500,000
Environmental and Sustainability Management FY2018	600,000
Tracon Building Stormwater Improvements	3,000,000
Consolidated Maintenance Facility - Design	2,000,000
<b>Landside Improvements Total</b>	<b>7,700,000</b>
<b>Terminal Improvements</b>	
Terminal Carpet Replacement	450,000
Terminal Improvements FY2018	5,000,000
Baggage Handling System Security Doors	250,000
Terminal Centralized Baggage Handling System - Design Criteria Manual	7,000,000
<b>Terminal Improvements Total</b>	<b>12,700,000</b>
<b>Information Systems</b>	
BI and AIOS Development / Integration Development ( Design & Implementation)	1,570,000
800MHz Public Safety Radio Communications	5,000,000
Compellent Arrays - Security System Video Storage FY18	200,000
Electronic Visual Information Displays (large outdoor displays)	1,500,000
Upgrade Motorola XTS Series Radios with APX Series	165,000
Electronic Visual Information Displays Large Indoor Displays	1,000,000
Info Systems Enterprise Hardware Replacement EOL/EOS FY18	1,500,000
Telephone Upgrades FY18	150,000
Administration Technology Components	5,000,000
Network Security Hardware	400,000
Service Desk Software Enhancement and Inventory Integration	250,000
Passenger Self Bag Tagging Technology	3,000,000
<b>Information Systems Improvements Total</b>	<b>19,735,000</b>
<b>New ProjectsTotal</b>	<b>45,480,000</b>
<b>CAPITAL EQUIPMENT AND VEHICLES</b>	
Parking Shuttle Replacement - 2018	1,470,408
Airside Maintenance Division FY2018	203,000
Landside Maintenance Division FY2018	172,000
Mechanic Shop Division FY2018	45,000
Operations Division FY2018	75,000
Facility Services Division FY2018	33,600
Airlines Maintenance Division FY2018	69,000
Building Maintenance Division FY2018	164,000
Security Division FY2018	53,000
Ground Transportation Division FY2018	26,500
Information Systems Division FY2018	80,000
<b>Capital Equipment and Vehicles Total</b>	<b>2,391,508</b>
<b>TOTAL</b>	<b>47,871,508</b>

## A G E N D A



## Recommendation for Council Action (Purchasing)

Austin City Council

Item ID:

68880

Agenda Number

&lt;ITEM\_OUTLINE&gt;

Meeting Date:

April 6, 2017

Department:

Purchasing

### Subject

Authorize negotiation and execution of a 12-month contract with BRUEL & KJAER EMS, INC., to provide maintenance and support for the noise and operations monitoring system, in an amount of \$84,640, with four 12-month extension options in an amount of \$87,176 for the first extension option, \$89,788 for the second extension option, \$92,480 for the third extension option, and \$95,252 for the fourth extension option, for a total contract amount not to exceed \$449,336.

### Amount and Source of Funding

Funding in the amount of \$47,320 is available in the Fiscal Year 2016-2017 Operating Budget of the Aviation Department. Funding for the six-months of the original contract period and extension options are contingent upon available funding in future budgets.

### Fiscal Note

A fiscal note is not required.

**Purchasing Language:**

Sole Source

**Prior Council Action:**



**For More Information:**

Sai Xoomsai Purcell, Senior Buyer Specialist, 512-974-3058

**Boards and Commission Action:**

March 14, 2017 - To be reviewed by the Austin Airport Advisory Commission.

**Related Items:**

**MBE / WBE:**

This contract is exempt from the City Code Chapter 2-9C Minority Owned and Women Owned Business Enterprise Procurement Program; therefore, no subcontracting goals were established.

### Additional Backup Information

The contract will provide maintenance and support for Bruel & Kjaer's Airport Noise and Operations Monitoring System (ANOMS) 9 currently in place at Austin-Bergstrom International Airport (ABIA). ANOMS 9 is a complete solution for accurate monitoring and management of noise and operations. ANOMS 9 allows Aviation Department staff to gather information on the movement of aircraft and noise levels at ABIA and surrounding areas to measure the success of noise reduction strategies in surrounding airport communities. Bruel & Kjaer EMS, Inc. is the sole provider for the ANOMS 9 system and is a sole provider for the maintenance and support.

This contract will replace an existing contract with Bruel & Kjaer EMS, Inc. set to expire on May 10, 2017. This contract is needed in order to meet the current Part 150 Noise Compatibility Program at ABIA approved by Federal

Aviation Administration on December 7, 2007. One of the approved program management measures is a Noise and Operations Track Monitoring System to allow the airport to continue their implementation and monitoring of the noise abatement program.

<b>BRUEL &amp; KJAER EMS, INC.</b>				
	<b># months</b>	<b>Contract Amount</b>	<b>Contract Amendment</b>	<b>Revised Amount</b>
Original Term	12	\$ 84,640	n/a	n/a
Extension Option 1	12	\$ 87,176	n/a	n/a
Extension Option 2	12	\$ 89,788	n/a	n/a
Extension Option 3	12	\$ 92,480	n/a	n/a
Extension Option 4	12	\$ 95,252	n/a	n/a
<b>TOTAL</b>	<b>60</b>	<b>\$ 449,336</b>	<b>\$ -</b>	<b>\$ -</b>

## A G E N D A



## Recommendation for Council Action (CCO)

Austin City Council

Item ID:

67565

Agenda Number

&lt;ITEM\_OUTLINE&gt;

Meeting Date:

March 23, 2017

Department:

Capital Contracting Office

## Subject

Authorize funding for the Austin Bergstrom International Airport Parking Garage and Administration Offices Construction Manager-at-Risk contract with AUSTIN COMMERCIAL, LP, for the Contractual Construction Cost Limitation in an amount not to exceed \$220,000,000. (District2) -----RELATED TO ITEM 68955-----

## Amount and Source of Funding

Funding is available in the Fiscal Year 2016-2017 Capital Budget of the Department of Aviation

## Fiscal Note

A fiscal note is attached.

**Purchasing  
Language:**

Best Value to the City of Austin of four offers received.

**Prior Council  
Action:**

May 19, 2016 - Council approved preconstruction phase services for the Austin Bergstrom International Airport Terminal/Parking Garage and Administration Offices Construction Manager-at-Risk contract.

November 19, 2015 - Council approved a contract with Pierce, Goodwin, Alexander and Linville (dba PGAL) for design services.

March 26, 2015 - Council approved the use of the Construction Manager-at-Risk Alternative Delivery Method.

**For More  
Information:**

Rolando Fernandez, 512-974-7749; Sarah Torchin, 512-974-7141; Vincent M. LeMond, 512-974-5632; Burton Jones, 512-974-7278; Robert Mercado, 512-530-2515.

**Boards and  
Commission  
Action:**

To be reviewed by the Airport Advisory Commission March 14, 2017.

**Related Items:**

**MBE / WBE:**

This contract will be awarded in compliance with City Code Chapter 2-9A (Minority Owned and Women Owned Business Enterprise Procurement Program) by meeting the goals with 4.83% MBE and 2.23% WBE participation for the Preconstruction Phase Services. Prior to entering into the Construction Phase, the City will establish MBE /WBE goals for construction and the Construction Manager-at-Risk will submit a Compliance Plan meeting the construction goals or documentation detailing their Good Faith Efforts to meet the established goals.

## Additional Backup Information

Austin-Bergstrom International Airport is experiencing unprecedented growth in both international and domestic air service. Passenger traffic levels exceeded projections in 2016, and as passenger volumes grow so does the demand for airport parking. This continued and anticipated growth of the airport has necessitated the need for additional public parking and additional new office space.

This project involves the construction of a new 6,000 space public parking garage with highly desirable, protected spaces, a 70,000 square foot administration office building adjacent to the new garage, and improvements to the entrances to the long term and close-in parking lots to improve traffic flows and new overhead signage on Presidential Boulevard.

The new parking lot will be located in the vicinity of Lot A, east of the present consolidated rental car facility and conveniently located near the terminal building. Currently, many administrative offices are housed in the mezzanine level of the terminal. By moving existing administrative offices from the mezzanine level of the terminal, the airport will be able to free up space for revenue-generating parking for airline and customer use. Additionally, the Department of Aviation staff currently housed in other buildings will be moved to the new office space.

This request is for funding authorization in the amount not to exceed \$220,000,000 for Construction Phase Services.

The Construction Manager-at-Risk method is a project delivery method where the City contracts with an architect/engineer to perform design services and contract with a Construction Manager-at-Risk to perform preconstruction and construction phase services. The role of the Construction Manager-at-Risk goes beyond performing general contractor services. The Construction Manager-at-Risk is under contract early in the design process to perform key preconstruction phase services such as collaborating with the City and the design team on scope and constructability and to optimize the design and control costs and budgets, and to provide quality assurance-quality control. After design, and before the Construction Manager-at-Risk begins construction, the City will negotiate and execute a Guaranteed Maximum Price for the remainder of the work, including actual construction.

On November 19, 2015, Council approved negotiations and execution of a contract with Pierce, Goodwin, Alexander and Linville (dba PGAL) for the design services. The professional services agreement with PGAL and their team started the design and project definition phase on April 12, 2016.

On May 19, 2016, Council selected Austin Commercial, LP as the Construction Manager-at-Risk for the preconstruction phase. Austin Commercial, LP began collaborating, via preconstruction services, with the City and the design firm for design development to include constructability and scope reviews for optimal design, control of costs, preparation of budgets and schedules, construction trade outreach, and ultimately the procurement of construction. This Council authorization will allow the City will negotiate and execute a contract with Austin Commercial, LP for Construction Phase Services.

Austin Commercial LP, as the Construction Manager-at-Risk firm, provided a Minority-owned Business Enterprise and Women-owned Business Enterprise Compliance Plan for Preconstruction Phase Services that met the goal of the solicitation and was approved by the Small and Minority Business Resources Department. Additional subcontracting opportunities will also arise during the Construction Phase of this project; however, the specific scopes and magnitude of the construction work cannot be determined until design has been sufficiently completed. Prior to entering into the Construction Phase, the City will establish Minority-owned Business Enterprise and Women-owned Business Enterprise goals for construction and the Construction Manager-at-Risk firm will submit a Compliance Plan meeting the construction goals or documentation detailing their good faith effort(s) to meet the established goals.

This project is located within zip code 78719 (District 2). The project will be managed by the Public Works Department and the Department of Aviation.

## AGENDA



## Recommendation for Council Action (CLMD)

Austin City Council	Item ID:		Agenda Number	<ITEM_OUTLINE>
---------------------	----------	--	---------------	----------------

Meeting Date:	March 23, 2017
---------------	----------------

Department:	Capital Contracting Office
-------------	----------------------------

## Subject

Authorize additional funding for the Austin Bergstrom International Airport Terminal/Apron Expansion and Improvements Project Construction Manager-at-Risk Contract with HENSEL PHELPS CONSTRUCTION COMPANY in the amount of \$20,500,000 for a revised contractual construction cost limitation of \$296,500,000 plus \$1,500,000 contingency, for additional construction of the Terminal/Apron Expansion and Improvements project for a total contract amount not to exceed \$311,000,000. (District 2) -----RELATED TO ITEM 68860 and ITEMS 68955 AND 68954-----

## Amount and Source of Funding

Funding is available in the Fiscal Year 2016-2017 Capital Budget of the Department of Aviation.

## Fiscal Note

A fiscal note is attached.

Purchasing Language:	Best Value to the City of Austin of three Statements of Qualifications received.
Prior Council Action:	<p>October 15, 2015 – Council approved the execution of guaranteed maximum price amendments and to increase Construction Cost Limitation.</p> <p>October 23, 2014 – Council approved a Construction Manager-at-Risk agreement with Hensel Phelps Construction Company.</p> <p>February 13, 2014 – Council approved the use of the Construction Manager-at-Risk contracting method in accordance with Texas Government Code Section 2269, Subchapter F.</p>
For More Information:	Rolando Fernandez, 512-974-7749; Sarah Torchin, 512-974-7141; Lynda Williams, 512-974-3066; Robert Pirtle, 512-974-7234; Janice White, 512-530-6388.
Boards and Commission Action:	To be reviewed by the Austin Airport Advisory Commission on March 14, 2017.
MBE / WBE:	This request is for additional authorization only therefore no DBE goals have been established for future scope. DBE Goals have been established for current construction phase work and the Construction Manager-at-Risk has complied with the goals.
Related Items:	

## Additional Backup Information

The Austin Bergstrom International Airport terminal has exceeded its annual service capacity of 11 million passengers. In keeping with the recommendations of the 2003 and 2008 Austin Bergstrom International Airport Master Plan and Master Plan Phasing Projects, the current Terminal/Apron Expansion project expands the existing terminal building to the east. This expansion will balance the terminal footprint and provide much needed space for the increasing passenger and aircraft operations. This terminal addition will be able to accommodate approximately 4 million additional passengers per year for a total of 15 million annual passengers – an increase of 27% that will provide a passenger level of service through 2025.

### **Background:**

On February 13, 2014, the Construction Manager-At-Risk method of contracting was approved by Council. The Construction Manager-at-Risk method is a project delivery method through which the City contracts with a Construction Manager (CM) to perform preconstruction and construction phase services and separately contracts with an architect/engineer to perform design services.

On October 23, 2014, Hensel Phelps Construction Company was selected as the Construction Manager; following Council's authorization to negotiate and execute a contract, Hensel Phelps began collaborating with the City and the project Architect/Engineer, Gensler and Associates (Gensler) on project scope and definition, preparation of budgets/estimates and project schedules, constructability reviews, construction trade outreach, and work packaging for solicitation of construction services.

A separate contract for design services with Gensler was approved by City Council in August 2014. Gensler began Preliminary Design Services to include project scoping and project definition. Through this process, the apron and airside portions of the overall project were expanded to comply with Federal Aviation requirements. This resulted in the need to obtain City Council authorization in October 2015 in order to increase the Construction Cost Limitation.

The overall project is comprised of three major elements of work: the apron expansion and associated work including all airside construction (deicing ponds, utilities, grading and paving, etc.) and the terminal building expansion and improvements.

### **Major Project Milestones:**

- November 2015 – Demolition of the existing Regional Corrosion Control Facility complex and construction of the new storm water and deicing collection facility, terminal secure exit lane construction and temporary elevated walkway and passenger boarding bridges (equipment only).
- May 2016 – Work began on Area 1 apron construction which includes east area apron paving, relocated utilities and removal of existing storm water/deicing pond.
- October 2016 – The superstructure/substructure of the terminal expansion work began for the terminal expansion/improvements.
- February 2017 – The remaining terminal expansion and improvements work began and is currently underway. Anticipated substantial completion is December 2018.
- Fall 2018 - The remaining work on Area 4 central apron construction is anticipated to begin.
- Mid 2019 – Overall anticipated project completion.

### **Current Need:**

The Aviation Department, Airlines, and Tenant Concessionaires have identified additional needs which would increase the scope of work currently being provided by Hensel Phelps Construction Company. The additional scopes of work are related to, and would coincide with, the existing terminal improvements and expansion work under the Construction Manager-at-Risk agreement. This Council action is to request funding authorization for a revised contractual Construction Cost Limitation of \$296,500,000 plus \$1,500,000 contingency, for additional construction of the terminal and apron expansion and improvements project for a total contract amount, inclusive of Owner contingencies, not to exceed \$311,000,000. By separate Agenda Item, Council action is requested to authorize Gensler (Project Architect) to continue with design services for the additional scopes below:

### **Gate modifications**

The modifications will create dual international deplaning and additional international gates. Aviation anticipates additional airline carrier direct international flights over the next five years. December 2016 activity reporting

indicates that international passenger activity is up 13%. This modification would upgrade two of the new terminal expansion domestic boarding gates to accommodate international aircraft (in addition to domestic aircraft) which would increase the number of international gates from four to six.

#### **Modifications to the Mezzanine**

The current terminal expansion provides for a mezzanine level space above the concourse providing enhanced passenger space and potential tenant lease space. Adjacent to this mezzanine level space is east-facing outdoor space for passengers. An airline has expressed interest in building an airline club on a portion of this mezzanine level.

#### **Centralized Operations Center**

As Austin Bergstrom International Airport moves from a medium airport to a large airport additional staff and the operations and support systems required to monitor airport activity, report on airport conditions and respond to events and emergencies. This center supports future growth with the tools necessary to operate efficiently meeting owner, airline and passenger needs.

#### **Build-out of Apron Level Airline Tenant Space.**

The Aviation Department supports full expansion of the Apron level airline tenant spaces as part of the existing contract to ensuring the completion of these spaces with the completion of the expansion project.

#### **Replacement of Ageing Baggage Claim Devices**

The existing terminal baggage claim devices 2, 3, 4, 5 and 6 were installed 17 years ago and in recent years require constant repairs and maintenance. The purchase and installation of new baggage claim devices will meet the increased passenger level of service needs.

#### **DBE Participation:**

The first work packages for the demolition of the existing Regional Corrosion Control Facility complex and construction of the new storm water and deicing collection facility had an established DBE goal of 9.65%. Hensel Phelps achieved 12.72% total DBE participation.

The work package for the secured exit lanes (equipment only) had a DBE goal of 6.33%. Hensel Phelps achieved 7.50% participation.

The work package for the apron expansion had an established goal of 10.73%. Hensel Phelps achieved 14.40% participation.

The work package for the installation of the elevated walkways had an established DBE goal of 2.77%. Hensel Phelps achieved 8.55% participation.

The work packages for the existing terminal improvements and terminal expansion has an established DBE goal of 8.01%. Hensel Phelps is required to meet or provide documentation detailing their Good Faith Efforts to meet the established goals and has a current DBE participation projection of 9.65%. This request is for additional authorization only therefore no DBE goals have been established for future scope. DBE Goals have been established for current construction phase work and the Construction Manager-at-Risk has complied with the goals.

This project is located in zip code 78719 (District 2). This project is managed by the Public Works Department.

Hensel Phelps Construction Company is located in Austin, Texas.

# AGENDA



## Recommendation for Council Action

Austin City Council		Item ID	68955	Agenda Number	<ITEM_OUTLINE>
Meeting Date:	3/23/2017		Department:	Aviation	
Subject					
<p>Approve an ordinance amending the Fiscal Year 2016-17 Aviation Department Capital Budget (Ordinance Number 20160914-002) to appropriate \$72,107,632 from the City of Austin Airport System Revenue Bonds for Airport Capital Improvement Projects. Related to Items 67565, 68879, 68860, and 68954.</p>					
Amount and Source of Funding					
<p>Funding is available from City of Austin Airport System Revenue Bonds, Series 2017A and Series 2017B and future Bond financing.</p>					
Fiscal Note					
<p>A fiscal note is attached.</p>					
Purchasing Language:	N/A				
Prior Council Action:	December 15, 2016 – Approved ordinance authorizing issuance and sale of Airport Revenue Bonds.				
For More Information:	David Arthur, Assistant Director and Chief Financial Officer, (512) 530-6688				
Council Committee, Boards and Commission Action:	To be reviewed by the Austin Airport Advisory Commission on March 14, 2017				
MBE / WBE:	N/A				
Related Items:	Related to Items 67565, 68879, 68860, 68954.				
Additional Backup Information					
<p>Ordinance No. 20161215-015 authorized the issuance of City of Austin, Texas, Airport System Revenue Bonds, Series 2017B (AMT), in an aggregate principal amount not to exceed \$160,000,000.</p> <p>Ordinance No. 20161216-018 authorized the issuance of City of Austin, Texas, Airport System Revenue Bonds, Series 2017A (Non-AMT), in an aggregate principal amount not to exceed \$230,000,000.</p>					

# A U S T I N   C I T Y   C O U N C I L

## A G E N D A



### Recommendation for Council Action

Austin City Council	<b>Item ID</b>	68954	<b>Agenda Number</b>	<ITEM_OUTLINE>
---------------------	----------------	-------	----------------------	----------------

<b>Meeting Date:</b>	3/23/2017	<b>Department:</b>	Aviation
----------------------	-----------	--------------------	----------

#### Subject

Approve a resolution declaring the City of Austin's official intent to reimburse itself from revenue bonds in an amount not to exceed \$40,216,498 for Austin-Bergstrom International Airport improvements. This item is related to item 68955.

#### Amount and Source of Funding

\$40,216,498 in Revenue Bonds to be issued.

#### Fiscal Note

A fiscal note is not required.

<b>Purchasing Language:</b>	N/A
<b>Prior Council Action:</b>	N/A
<b>For More Information:</b>	David Arthur, Assistant Director and Chief Financial Officer, (512) 530-6688
<b>Council Committee, Boards and Commission Action:</b>	To be reviewed by the Airport Advisory Commission on March 14, 2017
<b>MBE / WBE:</b>	N/A
<b>Related Items:</b>	

#### Additional Backup Information

The Aviation Department requests approval, in accordance with Federal Treasury Regulations, of an Official Declaration of Intent to Reimburse construction and other related costs of improvements to Austin-Bergstrom International Airport (ABIA) Improvements.

For the City to spend money today, but reimburse itself from the issuance of debt obligations in the future, an inducement resolution is required by state and federal law. The resolution must contain certain information and is generally reviewed by bond counsel to protect the tax-exempt status of the future issuance. The resolution must be passed not more than 60 days after the date that the cost to be reimbursed is paid. Failure to adopt a qualified declaration of official intent will prohibit the City from reimbursing the costs with the proceeds of tax exempt obligations. Reimbursement bonds generally must be issued 18 months after the later of, the date the expenditure was made, or the date that the project, with respect to which the expenditure was made, is placed in service.

## A G E N D A



## Recommendation for Council Action (CCO)

Austin City Council

Item ID:

68949

Agenda Number

&lt;ITEM\_OUTLINE&gt;

Meeting Date:

March 23, 2017

Department:

Capital Contracting Office

## Subject

Authorize award and execution of a construction contract with DALRYMPLE GRAVEL & CONSTRUCTION COMPANY, INC., for the Austin-Bergstrom International Airport Storm Water Drainage Improvements project in the amount of \$2,363,271.50 plus a \$236,327.15 contingency, for a total contract in an amount not to exceed \$2,599,598.65. (District 2)

## Amount and Source of Funding

Funding is available in the Fiscal Year 2016-2017 Capital Budget of the Department of Aviation.

## Fiscal Note

A fiscal note is attached.

Purchasing Language:

Lowest responsive bid of seven bids received through a competitive Invitation for Bid solicitation.

Prior Council Action:

N/A

For More Information:

Rolando Fernandez, 512-974-7749; Sarah Torchin, 512-974-7141; Lucy Thompson, 512-974-7967; Alison von Stein, 512-974-7217; Mariola Sullivan, 512-530-5262.

Boards and Commission Action:

To be reviewed by the Austin Airport Advisory Commission on March 14, 2017.

Related Items:

MBE / WBE:

This contract will be awarded in compliance with City Code Chapter 2-9A of the City Code (Minority Owned and Women Owned Business Enterprise Procurement Program) by meeting the goals with 5.09% MBE and 1.34% WBE participation.

## Additional Backup Information

In 2010 a regional detention study was conducted for the Austin-Bergstrom International Airport that identified deficiencies in storm water management. When the Austin-Bergstrom International Airport Master Plan update was completed in 2011 the storm water deficiencies and a framework to address them were identified. The Airport is already experiencing significant erosion at two primary storm water outfalls that impact outfall infrastructure integrity. The most significant infrastructure impact is to U.S. Air Force maintained landfill drainage conveyances.

This project consists of maintenance and repair of erosion and sedimentation controls and storm water management features at Austin-Bergstrom International Airport. The storm water improvements are in eight locations at the Airport and include, but are not limited to, channel widening, repairing a concrete-lined spillway, installation of rock

riprap to stabilize a large scour hole, and installation of sloping boulder drop structures. This maintenance and the repairs are required to maintain compliance with regulatory requirements of the Onion Creek Regional Storm Water Management Plan and the City's land development code. This project will also include maintenance for existing storm water infrastructure mechanical systems that must be repaired to support safe and efficient airport operations.

Due to the potential for unforeseen existing conditions, a 10% contingency in funding has been included to allow for the expeditious processing of any change orders. A contingency is an additional amount of money added to the construction budget to cover any unforeseen construction costs associated with the project. This contract will include award of four alternate bid items to provide for rehabilitation of three water quality ponds and discharge ravine erosion repair.

All work will be performed on-site at the airport and have no impact on the public or airport operations.

This item is time sensitive as the work is needed to minimize the impact of heavy rainfall events and further erosion could take place. As well, the US Army Corps of Engineer permits have been issued with deadlines to complete construction activities within Waters of the United States that fall under their jurisdiction.

The contract allows 336 calendar days for completion of this project. This project is located within zip code 78719 (District 2). This project will be managed by the Public Works Department.

Dalrymple Gravel & Contracting Company, Inc. is located in McQueeney, Texas.

Information on this solicitation is available through the City's Austin Finance Online website. Link: [Solicitation Documents](#).

## AGENDA



## Recommendation for Council Action (CCO)

Austin City Council

Item ID:

68860

Agenda Number

&lt;ITEM\_OUTLINE&gt;

Meeting Date:

March 23, 2017

Department:

Capital Contracting Office

## Subject

Authorize additional funding for the amount of \$2,400,000 for professional design fees for M. ARTHUR GENSLER, JR. and ASSOCIATES INC., dba GENSLER to provide additional professional services for the Austin Bergstrom International Airport Terminal/Apron Expansion and Improvements Project for a total contract amount not to exceed \$38,400,000. -----RELATED TO ITEM 68879 AND ITEMS 68955 AND 68954-----

## Amount and Source of Funding

Funding is available in the Fiscal Year 2016-2017 Capital Budget of the Department of Aviation.

## Fiscal Note

A fiscal note is attached.

**Purchasing Language:**

Staff recommendation was the most qualified firm out of five firms evaluated through the City's qualification-based selection process.

**Prior Council Action:**

October 15, 2015 – Council approved an amendment to the professional services agreement with M. Arthur Gensler, Jr. and Associates Inc. dba Gensler.

August 7, 2014 – Council approved a professional services agreement with M. Arthur Gensler, Jr. and Associates Inc. dba Gensler.

**For More Information:**

Rolando Fernandez, 512-974-7749; Sarah Torchin, 512-974-7141; Lucy Thompson 512-974-7967; Robert Pirtle, 512-974-7234; Janice White, 512-530-6388.

**Boards and Commission Action:**

To be reviewed by the Austin Airport Advisory Commission on March 14, 2017.

**Related Items:**

**MBE / WBE:**

This contract was awarded in compliance with City Code Chapter 2-9B (Minority Owned and Women Owned Business Enterprise Procurement Program) by meeting the goals with 17.00% MBE and 16.00% WBE participation.

## Additional Backup Information

Austin Bergstrom International Airport has exceeded its service capacity of 11 million total annual passengers. In keeping with the recommendations of the 2003 and 2008 ABIA Master Plan and Master Plan Phasing Projects the current Terminal/ Apron Expansion project expands the existing terminal building to the east. This expansion will “balance” the terminal footprint and provide much needed space for the increasing passengers and aircraft operations. This terminal addition will accommodate approximately 4 million additional passengers per year for a total of 15 million annual passenger – an increase of 27% that will provide a passenger level of service through 2025.

#### **Background**

In August 2014, Gensler and Associates was approved by City Council to begin Preliminary Design Services to include project scoping and project definition for the Terminal Expansion and Terminal Improvements project. In October 2014, Hensel Phelps Construction Company was selected as the Construction Manager-at-Risk responsible for preconstruction phase and construction phase services for the project. The terminal expansion includes gate expansion on the concourse level and apron level. The terminal improvements consists of enhancements to the ticket lobby, roof inspections and replacements, electrical distribution infrastructure, airline radio infrastructure, terminal security system, bag claim level infrastructure, and terminal public address system replacement.

Through the process of project scoping and project definition, the apron and airside portions of the overall project were expanded to comply with Federal Aviation Administration requirements and to accommodate a request from the City’s airline partners to add additional overnight aircraft parking positions and a remote de-icing position. Together with the terminal expansion and improvements, the Construction Cost Limitation for the project is \$276,000,000 plus \$13,000,000 Owner contingency for a total not-to-exceed amount of \$289,000,000. By separate Agenda Item, Council action is requested to authorize additional funding for the Construction Manager-at-Risk agreement with Hensel Phelps Construction Company responsible for preconstruction and construction services for the Terminal Expansion and Improvements Project.

ABIA has accepted the first FAA grant in support of apron expansion and airside construction portion of the overall project. The Aviation Staff continues to work with the Federal Aviation Administration to apply for additional grants for the apron expansion and airside construction phases. In an effort to make the federal funding process more efficient and to maximize the federal grant participation by the Federal Aviation Administration for the overall project construction, the project team (City of Austin, Gensler and Associates, and Hensel Phelps) anticipates the apron and terminal expansion and improvements project to be accomplished in five major phases.

This request for Council authorization is for additional funding for additional design services required for the project. The Aviation Department, Airlines, and Tenant Concessionaires have identified additional needs which would increase the scope of work currently being provided by Gensler and Associates. The additional scopes of work are related and would coincide with the existing terminal improvements and terminal expansion work currently under construction. By separate Agenda Item, Council action will be requested to authorize additional funding and to increase the construction cost limitation to the contract with Hensel Phelps Construction Company to provide construction services for the additional scope. The additional scope of work includes the following:

#### **Gate modifications**

The modifications will create dual international deplaning and additional international gates. Aviation anticipates additional airline carrier direct international flights over the next five years. December 2016 activity reporting indicates that international passenger activity is up 13%. This modification would upgrade two of the new terminal expansion domestic boarding gates to accommodate international aircraft (in addition to domestic aircraft) which would increase the number of international gates from four to six.

#### **Modifications to the Mezzanine**

The current terminal expansion provides for a mezzanine level space above the concourse providing enhanced passenger space and potential tenant lease space. Adjacent to this mezzanine level space is east-facing outdoor space for passengers. An airline has expressed interest in building an airline club on a portion of this mezzanine level.

#### **Centralized Operations Center**

As Austin Bergstrom International Airport moves from a medium airport to a large airport additional staff and the operations and support systems required to monitor airport activity, report on airport conditions and respond to events and emergencies. This center supports future growth with the tools necessary to operate efficiently meeting airport, airline and passenger needs.

**Build-out of Apron Level Airline Tenant Space.**

The Aviation Department supports full expansion of the Apron level airline tenant spaces as part of the existing contract to ensuring the completion of these spaces with the completion of the expansion project.

**Replacement of Ageing Baggage Claim Devices**

The existing terminal baggage claim devices 2, 3, 4, 5 and 6 were installed 17 years ago and in recent years require constant repairs and maintenance. The purchase and installation of new baggage claim devices will meet the increased passenger level of service needs.

This project is located in zip code 78719 (District 2). This project is managed by the Public Works Department and the Aviation Department.

Gensler is located in Austin, TX.

## A G E N D A



## Recommendation for Council Action

Austin City Council		Item ID		Agenda Number	<ITEM_OUTLINE>
Meeting Date:	04/06/2017		Department:	Financial Services	
Subject					
<p>Approve a resolution authorizing the issuance and sale, by Austin-Bergstrom Landhost Enterprises, Inc. of Airport Hotel Senior Revenue Refunding and Improvement Bonds, Series 2017 in an aggregate amount not to exceed \$50,000,000 in accordance with the parameters set out in the resolution, authorizing related documents, approving related fees and providing that the issuance and sale be accomplished by July 1, 2017.</p>					
Amount and Source of Funding					
<p>\$4,200,000 in anticipated first year debt service requirements and an estimated annual administrative fee of \$500 for the paying agent/registrar for the proposed bond sale will be included in the Austin-Bergstrom Landhost Enterprises, Inc. 2018 Approved Operating Budget. The Bonds will be used to refund all outstanding Austin-Bergstrom Landhost Enterprises, Inc. Airport Hotel Senior Revenue Bonds, Series 1999A.</p>					
Fiscal Note					
Purchasing Language:					
Prior Council Action:	<p>On December 9, 1998 Council authorized negotiation with a hotel developer, approved creation of non-profit corporation, Articles of Incorporation and Bylaws, appointment of original board members, and issuance of Series 1999 Bonds.</p> <p>On August 18, 2016, Council authorized the negotiation and execution of an agreement between the City, Austin-Bergstrom Landhost Enterprises, Inc., Austin-Bergstrom Acquisition LLC, and UMB Bank Bank, N.A. for the refinancing of ABLE's debt. (Agenda item #12)</p>				
For More Information:	Art Alfaro, Treasurer - 512-974-7882				
Boards and Commission Action:	To be reviewed by the Austin Airport Advisory Commission on March 14, 2017.				
MBE / WBE:					
Related Items:					
Additional Backup Information					

ABLE, a Texas nonprofit public facility corporation acting on behalf of the City of Austin, issued \$38,785,000 Airport Hotel Senior Revenue Bonds, Series 1999A and \$3,730,000 Airport Hotel Subordinate Revenue Bonds, Series 1999B in February 1999. These bonds were issued to provide for the design, construction, equipping and operating the 262 room Airport Hilton (the "Hotel").

The Hotel was completed and began operations in January 2001. ABLE has a long term contract with Hilton Management LLC ("Hilton") to operate the Hotel under the Hilton flag. Hilton provides their corporate expertise, market penetration, reservation system network and other professional services to ensure professional, competitive, successful operations of the Hotel. ABLE has a management contract with Boykin Prospera, LLC to provide on-site staff and management of the hotel. The current agreement with Boykin Prospera is month-to-month and a new 5 year agreement will be executed to become effective on the date of closing of the Series 2017 bonds.

Currently, Austin-Bergstrom Acquisition LLC (ABA) owns 95.61% of the outstanding Series 1999A Bonds and all of the outstanding Series 1999B Bonds. On August 19, 2016, ABA, ABLE, the City and the trustee for the Series 1999 Bonds executed a letter of intent (Letter of Intent) establishing that ABA will receive \$30,000,000 in consideration of retiring all of the outstanding Series 1999 Bonds, to be appropriated (a) to pay all of the owners of the Series 1999A Bonds other than ABA an amount of par plus accrued interest to the redemption date of the Series 1999A Bonds, (b) to retire all of the remaining Series 1999A Bonds and Series 1999B Bonds owned by ABA, and (c) to repay ABLE for costs incurred with respect to repairs of and maintenance to the Hotel.

This resolution authorizes and approves the issuance by ABLE of Airport Hotel Senior Revenue Refunding and Improvement Bonds, Series 2017 (Series 2017 Bonds), to refund the Series 1999 Bonds, to fund a reserve fund for the Series 2017 Bonds, to fund improvements to the Hotel, and to pay costs of issuance of the Series 2017 Bonds.

Under the terms of the Letter of Intent, the Series 2017 Bonds shall be issued on or before July 1, 2017.

The aggregate principal amount of the refunding will not exceed \$50,000,000 and the net effective per annum interest rate, calculated in a manner consistent with the provisions of Chapter 1204, Texas Government Code, will not exceed 5.75%.