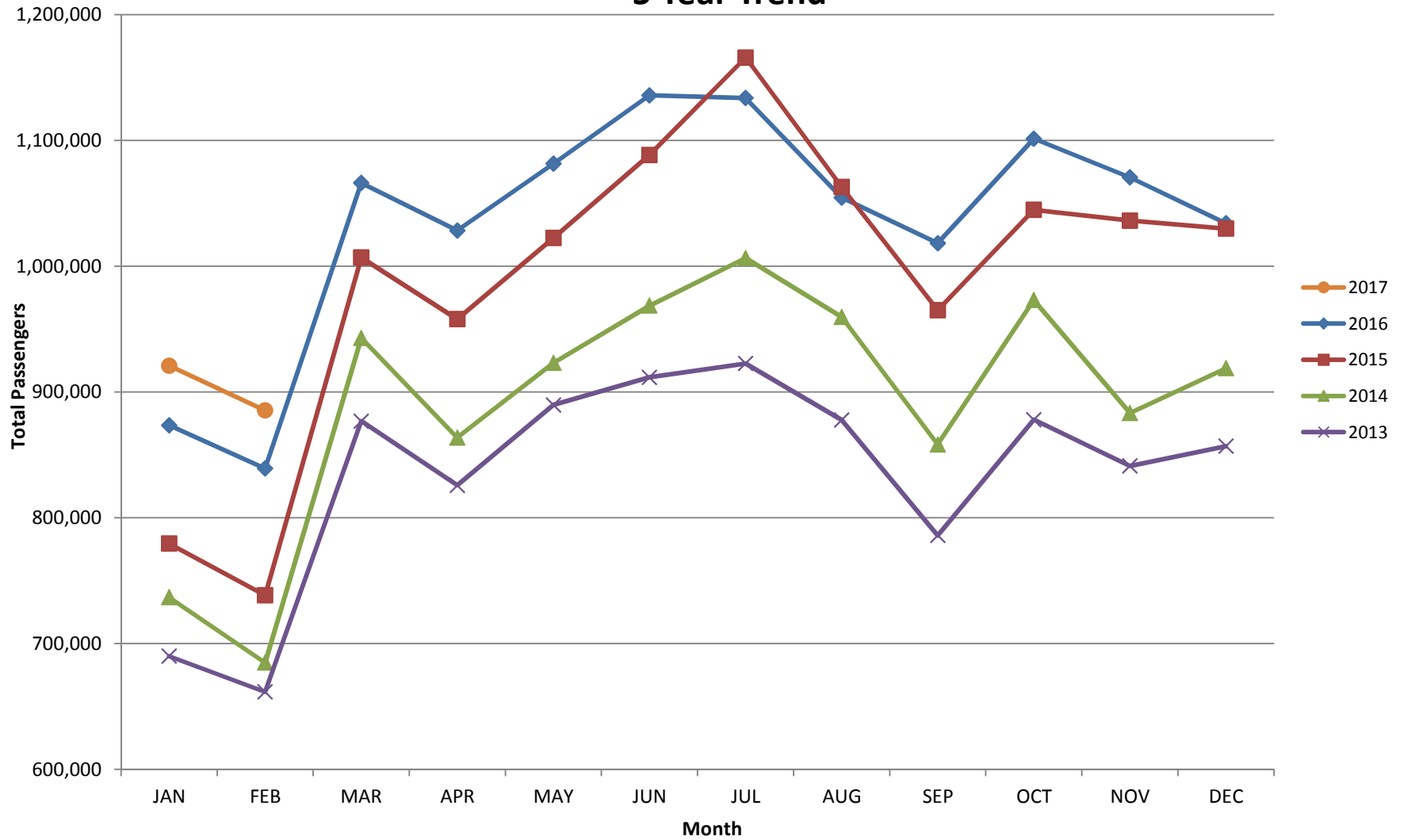


AUSTIN PASSENGER TRAFFIC 5 Year Trend



Austin-Bergstrom International Airport

Aviation Activity Report

Calendar Year 2017 vs 2016

	02/2017	02/2016	Percent Change	01/2017 - 02/2017	01/2016 - 02/2016	Percent Change
<u>Passenger Activity</u>						
Domestic Enplaned Revenue	421,805	399,645	5.54	852,420	810,871	5.12
Domestic Deplaned Revenue	422,699	403,220	4.83	865,430	825,323	4.86
International Enplaned Revenue	8,487	6,459	31.40	18,409	14,650	25.66
International Deplaned Revenue	8,517	7,319	16.37	19,585	16,451	19.05
Domestic Enplaned Non-Revenue	10,423	10,123	2.96	22,369	20,290	10.25
Domestic Deplaned Non-Revenue	10,239	9,424	8.65	21,395	19,143	11.76
International Enplaned Non-Revenue	69	115	-40.00	129	191	-32.46
International Deplaned Non-Revenue	81	101	-19.80	135	171	-21.05
Intl Enplaned Pre-Cleared Revenue	1,384	1,199	15.43	3,024	2,501	20.91
Intl Deplaned Pre-Cleared Revenue	1,572	1,554	1.16	3,283	3,098	5.97
Intl Enplaned Pre-Cleared Non-Revenue	21	22	-4.55	46	38	21.05
Intl Deplaned Pre-Cleared Non-Revenue	28	32	-12.50	46	46	0.00
Passenger Totals	885,325	839,213	5.49	1,806,271	1,712,773	5.46
<i>Enplaned Passenger Totals</i>	<i>442,189</i>	<i>417,563</i>	<i>5.90</i>	<i>896,397</i>	<i>848,541</i>	<i>5.64</i>
<i>Deplaned Passenger Totals</i>	<i>443,136</i>	<i>421,650</i>	<i>5.10</i>	<i>909,874</i>	<i>864,232</i>	<i>5.28</i>
<i>Domestic Passenger Totals</i>	<i>865,166</i>	<i>822,412</i>	<i>5.20</i>	<i>1,761,614</i>	<i>1,675,627</i>	<i>5.13</i>
<i>International Passenger Totals</i>	<i>20,159</i>	<i>16,801</i>	<i>19.99</i>	<i>44,657</i>	<i>37,146</i>	<i>20.22</i>

CURRENT PASSENGER RECORD = 1,165,811 RECORD SET = JULY 2015

Aircraft Operations

Air Carrier	8,542	8,525	0.20	17,864	17,510	2.02
Commuter & Air Taxi	1,220	1,106	10.31	2,315	2,227	3.95
Military	828	872	-5.05	1,732	1,617	7.11
General Aviation						
Itinerant	4,038	4,120	-1.99	8,244	7,910	4.22
Local	184	358	-48.60	318	580	-45.17
Total G.A.	4,222	4,478	-5.72	8,562	8,490	0.85
Total Operations	14,812	14,981	-1.13	30,473	29,844	2.11

Austin-Bergstrom International Airport

Aviation Activity Report

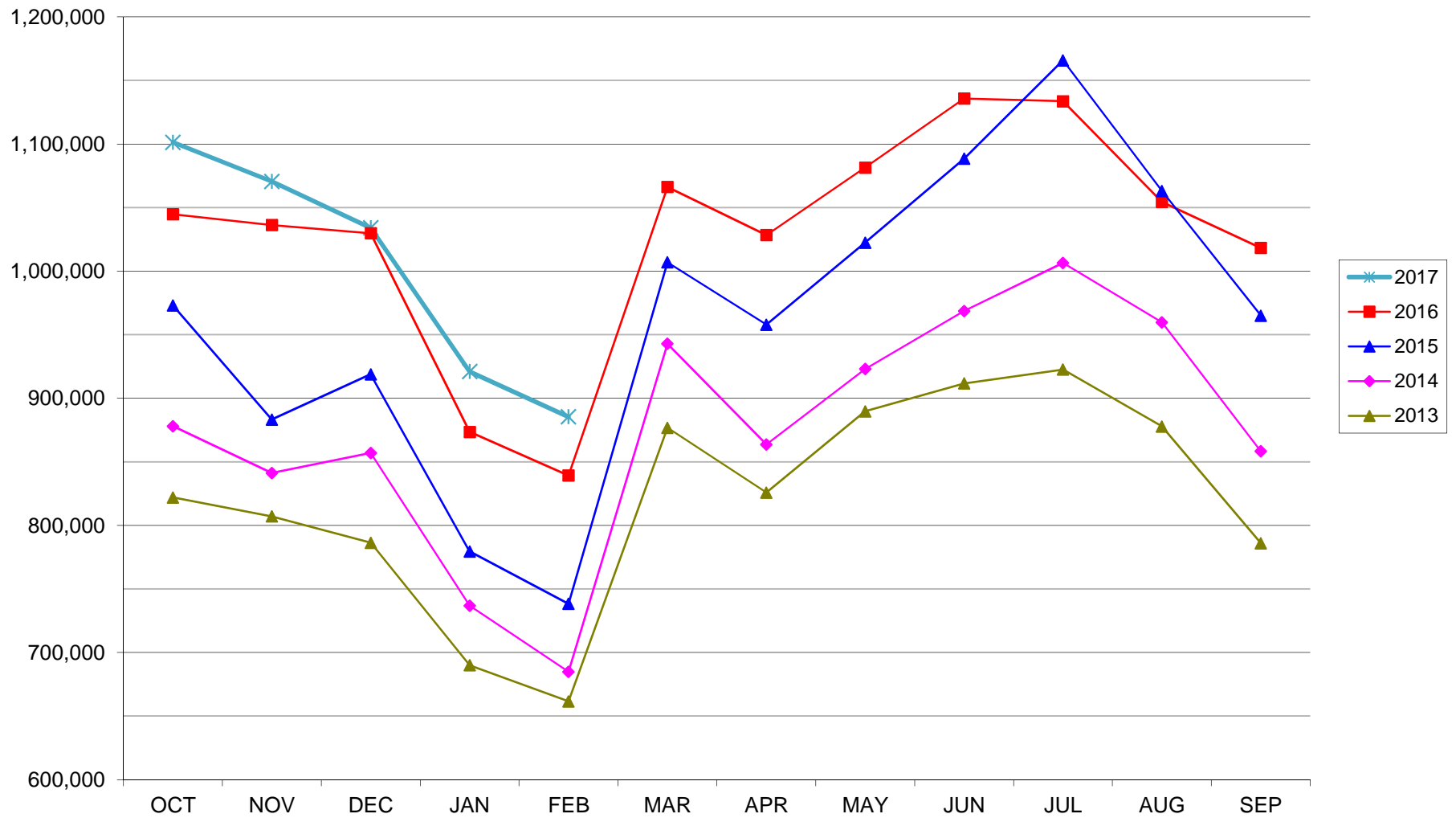
Calendar Year 2017 vs 2016

	02/2017	02/2016	Percent Change	01/2017 - 02/2017	01/2016 - 02/2016	Percent Change
<u>Cargo Activity</u>						
Mail						
Domestic Enplaned Mail	172,583	108,743	58.71	349,527	246,725	41.67
Domestic Deplaned Mail	272,751	188,261	44.88	548,369	434,051	26.34
International Enplaned Mail	0	0	0.00	0	0	0.00
International Deplaned Mail	0	0	0.00	0	0	0.00
Mail Totals	445,334	297,004	49.94	897,896	680,776	31.89
Cargo						
Domestic Enplaned Cargo	4,503,768	4,785,169	-5.88	8,974,971	9,780,541	-8.24
Domestic Deplaned Cargo	5,932,332	5,192,407	14.25	12,371,298	10,456,311	18.31
International Enplaned Cargo	614,518	233,645	163.01	1,237,935	418,484	195.81
International Deplaned Cargo	220,929	139,218	58.69	539,731	235,118	129.56
Cargo Totals	11,271,547	10,350,439	8.90	23,123,935	20,890,454	10.69
Belly Freight						
Domestic Enplaned Belly Freight	194,125	179,805	7.96	392,048	438,343	-10.56
Domestic Deplaned Belly Freight	423,275	387,764	9.16	802,421	804,128	-0.21
International Enplaned Belly Freight	299,684	216,082	38.69	446,140	427,223	4.43
International Deplaned Belly Freight	906,184	517,299	75.18	1,461,257	875,100	66.98
Belly Freight Totals	1,823,268	1,300,950	40.15	3,101,866	2,544,794	21.89
Cargo Totals (Mail, Cargo, Belly Freight)	13,540,149	11,948,393	13.32	27,123,697	24,116,024	12.47
<i>Enplaned Cargo Totals</i>	<i>5,784,678</i>	<i>5,523,444</i>	<i>4.73</i>	<i>11,400,621</i>	<i>11,311,316</i>	<i>0.79</i>
<i>Deplaned Cargo Totals</i>	<i>7,755,471</i>	<i>6,424,949</i>	<i>20.71</i>	<i>15,723,076</i>	<i>12,804,708</i>	<i>22.79</i>
<i>Domestic Cargo Totals</i>	<i>11,498,834</i>	<i>10,842,149</i>	<i>6.06</i>	<i>23,438,634</i>	<i>22,160,099</i>	<i>5.77</i>
<i>International Cargo Totals</i>	<i>2,041,315</i>	<i>1,106,244</i>	<i>84.53</i>	<i>3,685,063</i>	<i>1,955,925</i>	<i>88.41</i>

CURRENT CARGO RECORD = 40,215,518

RECORD SET = MARCH 2001

AUSTIN PASSENGER TRAFFIC
5 Year Trend



Austin-Bergstrom International Airport

Aviation Activity Report

Fiscal Year 2017 vs 2016

	02/2017	02/2016	Percent Change	10/2016 - 02/2017	10/2015 - 02/2016	Percent Change
<u>Passenger Activity</u>						
Domestic Enplaned Revenue	421,805	399,645	5.54	2,402,723	2,321,910	3.48
Domestic Deplaned Revenue	422,699	403,220	4.83	2,391,285	2,307,323	3.64
International Enplaned Revenue	8,487	6,459	31.40	46,547	39,397	18.15
International Deplaned Revenue	8,517	7,319	16.37	47,070	39,783	18.32
Domestic Enplaned Non-Revenue	10,423	10,123	2.96	53,985	50,200	7.54
Domestic Deplaned Non-Revenue	10,239	9,424	8.65	52,138	48,859	6.71
International Enplaned Non-Revenue	69	115	-40.00	332	427	-22.25
International Deplaned Non-Revenue	81	101	-19.80	324	391	-17.14
Intl Deplaned Pre-Cleared Non-Revenue	28	32	-12.50	103	415	-75.18
Intl Deplaned Pre-Cleared Revenue	1,572	1,554	1.16	9,225	8,125	13.54
Intl Enplaned Pre-Cleared Non-Revenue	21	22	-4.55	115	423	-72.81
Intl Enplaned Pre-Cleared Revenue	1,384	1,199	15.43	8,342	6,293	32.56
South Terminal-Intl Enplaned Revenue	0	0	0.00	0	0	0.00
South Terminal-Intl Deplaned Revenue	0	0	0.00	0	0	0.00
South Terminal-Intl Enplaned Non-Revenue	0	0	0.00	0	0	0.00
South Terminal-Intl Deplaned Non-Revenue	0	0	0.00	0	0	0.00
Passenger Totals	885,325	839,213	5.49	5,012,189	4,823,546	3.91
<i>Enplaned Passenger Totals</i>	<i>442,189</i>	<i>417,563</i>	<i>5.90</i>	<i>2,512,044</i>	<i>2,418,650</i>	<i>3.86</i>
<i>Deplaned Passenger Totals</i>	<i>443,136</i>	<i>421,650</i>	<i>5.10</i>	<i>2,500,145</i>	<i>2,404,896</i>	<i>3.96</i>
<i>Domestic Passenger Totals</i>	<i>865,166</i>	<i>822,412</i>	<i>5.20</i>	<i>4,900,131</i>	<i>4,728,292</i>	<i>3.63</i>
<i>International Passenger Totals</i>	<i>20,159</i>	<i>16,801</i>	<i>19.99</i>	<i>112,058</i>	<i>95,254</i>	<i>17.64</i>

CURRENT PASSENGER RECORD = 1,165,811

RECORD SET = JULY 2015

<u>Aircraft Operations</u>						
Air Carrier	8,542	8,525	0.20	46,341	46,710	-0.79
Commuter & Air Taxi	1,220	1,106	10.31	6,482	6,266	3.45
Military	828	872	-5.05	3,987	3,953	0.86
General Aviation						
Itinerant	4,038	4,120	-1.99	21,304	20,080	6.10
Local	184	358	-48.60	1,068	1,522	-29.83
Total G.A.	4,222	4,478	-5.72	22,372	21,602	3.56
Total Operations	14,812	14,981	-1.13	79,182	78,531	0.83

Austin-Bergstrom International Airport

Aviation Activity Report

Fiscal Year 2017 vs 2016

	02/2017	02/2016	Percent Change	10/2016 - 02/2017	10/2015 - 02/2016	Percent Change
<u>Cargo Activity</u>						
Mail						
Domestic Enplaned Mail	172,583	108,743	58.71	877,953	937,174	-6.32
Domestic Deplaned Mail	272,751	188,261	44.88	1,540,573	1,254,711	22.78
International Enplaned Mail	0	0	0.00	0	0	0.00
International Deplaned Mail	0	0	0.00	0	0	0.00
South Terminal-Intl Enplaned Mail	0	0	0.00	0	0	0.00
South Terminal-Intl Deplaned Mail	0	0	0.00	0	0	0.00
Mail Totals	445,334	297,004	49.94	2,418,526	2,191,885	10.34
Cargo						
Domestic Enplaned Cargo	4,503,768	4,785,169	-5.88	25,222,705	25,038,333	0.74
Domestic Deplaned Cargo	5,932,332	5,192,407	14.25	34,572,637	26,835,826	28.83
International Enplaned Cargo	614,518	233,645	163.01	3,880,761	2,751,177	41.06
International Deplaned Cargo	220,929	139,218	58.69	1,689,646	2,060,103	-17.98
South Terminal-Intl Enplaned Cargo	0	0	0.00	0	0	0.00
South Terminal-Intl Deplaned Cargo	0	0	0.00	0	0	0.00
Cargo Totals	11,271,547	10,350,439	8.90	65,365,749	56,685,439	15.31
Belly Freight						
Domestic Enplaned Belly Freight	194,125	179,805	7.96	1,161,014	1,217,817	-4.66
Domestic Deplaned Belly Freight	423,275	387,764	9.16	2,121,087	2,187,825	-3.05
International Enplaned Belly Freight	299,684	216,082	38.69	846,162	991,017	-14.62
International Deplaned Belly Freight	906,184	517,299	75.18	3,732,405	2,136,935	74.66
South Terminal-Intl Enplaned Belly Frt	0	0	0.00	0	0	0.00
South Terminal-Intl Deplaned Belly Frt	0	0	0.00	0	0	0.00
Belly Freight Totals	1,823,268	1,300,950	40.15	7,860,668	6,533,594	20.31
Cargo Totals (Mail, Cargo, Belly Freight)	13,540,149	11,948,393	13.32	75,644,943	65,410,918	15.65
<i>Enplaned Cargo Totals</i>	<i>5,784,678</i>	<i>5,523,444</i>	<i>4.73</i>	<i>31,988,595</i>	<i>30,935,518</i>	<i>3.40</i>
<i>Deplaned Cargo Totals</i>	<i>7,755,471</i>	<i>6,424,949</i>	<i>20.71</i>	<i>43,656,348</i>	<i>34,475,400</i>	<i>26.63</i>
<i>Domestic Cargo Totals</i>	<i>11,498,834</i>	<i>10,842,149</i>	<i>6.06</i>	<i>65,495,969</i>	<i>57,471,686</i>	<i>13.96</i>
<i>International Cargo Totals</i>	<i>2,041,315</i>	<i>1,106,244</i>	<i>84.53</i>	<i>10,148,974</i>	<i>7,939,232</i>	<i>27.83</i>

CURRENT CARGO RECORD = 40,215,518

RECORD SET = MARCH 2001

CITY OF AUSTIN
AUSTIN-BERGSTROM INTERNATIONAL AIRPORT
Airport Operating Fund 5070
Income Statement - For Internal Use Only
Fiscal Year to Date for 5 Month(s) ended February 28, 2017

	Amended Budget	Budget Annualized 5 month(s)	Year to Date w/ Encumb	Y-T-D Variance Fav (Unfav)	Y-T-D % Variance Fav (Unfav)
REVENUE					
AIRLINE REVENUE					
Landing Fees	27,743,000.00	11,559,583.33	10,757,739.42	(801,843.91)	(6.9%)
Terminal Rental & Other Fees	36,210,000.00	15,087,500.00	15,279,504.44	192,004.44	1.3%
TOTAL AIRLINE REVENUE	63,953,000.00	26,647,083.33	26,037,243.86	(609,839.47)	(2.3%)
NON-AIRLINE REVENUE					
Parking	37,583,609.00	15,659,837.08	16,427,468.92	767,631.84	4.9%
Other Concessions	27,150,069.00	11,312,528.75	10,772,135.71	(540,393.04)	(4.8%)
Other Rentals and Fees	11,956,138.00	4,981,724.17	4,454,380.36	(527,343.81)	(10.6%)
TOTAL NON-AIRLINE REVENUE	76,689,816.00	31,954,090.00	31,653,984.99	(300,105.01)	(0.9%)
Interest Income	217,814.00	90,755.83	210,441.44	119,685.61	131.9%
TOTAL REVENUE	140,860,630.00	58,691,929.17	57,901,670.29	(790,258.88)	(1.3%)
OPERATING REQUIREMENTS					
Fac Mgmt, Ops and Airport Security	52,194,691.00	21,747,787.92	20,251,183.86	1,496,604.06	6.9%
Airport Planning and Development	4,162,285.00	1,734,285.42	1,436,831.77	297,453.65	17.2%
Support Services	21,342,367.00	8,892,652.92	5,868,522.39	3,024,130.53	34.0%
Business Services	13,576,502.00	5,656,875.83	5,014,050.27	642,825.56	11.4%
TOTAL OPERATING EXPENSES	91,275,845.00	38,031,602.08	32,570,588.29	5,461,013.79	14.4%
Debt Service					
GO Debt Service Fund	26,940.00	11,225.00	11,225.00	0.00	0.0%
2013A Revenue Refunding Bonds	16,906,054.00	7,045,029.66	7,045,029.66	0.00	0.0%
2013 Prosperity Bank Loan	5,242,472.00	2,084,173.75	2,084,173.97	(0.22)	(0.0%)
2014 Bond Issuance	1,022,380.00	359,324.59	359,313.57	11.02	0.0%
2017 Bond Issuance	45,226.00	209.08	0.00	209.08	100.0%
2005 Variable rate Notes (Swap)	11,367,213.00	4,728,203.00	4,426,082.00	302,121.00	6.4%
2005 Variable rate Notes Fees	1,339,682.00	558,200.70	554,954.84	3,245.86	0.6%
PFC Debt Service Funding	(12,746,311.00)	(5,308,319.54)	(5,196,907.70)	(111,411.84)	(2.1%)
TOTAL Net Debt Service	23,203,656.00	9,478,046.24	9,283,871.34	194,174.90	2.0%
OTHER REQUIREMENTS					
Workers' Compensation	438,392.00	182,663.33	182,647.00	16.33	0.0%
Citywide Administrative Support	4,426,720.00	1,844,466.67	1,844,420.00	46.67	0.0%
Communications & Technology Mgmt	1,665,952.00	694,146.67	694,142.00	4.67	0.0%
Accrued Payroll	185,220.00	77,175.00	77,175.00	0.00	0.0%
Compensation Adjustment	592,680.00	246,950.00	0.00	246,950.00	100.0%
Wage Adjustment Markets	133,472.00	55,613.33	0.00	55,613.33	100.0%
Operating Reserve	1,967,212.00	819,671.67	819,671.67	0.00	0.0%
CTECC	144,161.00	60,067.08	60,056.00	11.08	0.0%
Trunked Radio Allocation	124,230.00	51,762.50	51,762.50	0.00	0.0%
Public Works Capital Projects Mgmt Fund	771,082.00	321,284.17	321,262.00	22.17	0.0%
TOTAL OTHER REQUIREMENTS	10,449,121.00	4,353,800.42	4,051,136.17	302,664.25	7.0%
TOTAL REQUIREMENTS	124,928,622.00	51,863,448.74	45,905,595.80	5,957,852.95	11.5%
EXCESS (DEFICIT) OF TOTAL AVAILABLE FUNDS OVER TOTAL REQUIREMENTS	15,932,008.00	6,828,480.43	11,996,074.49	5,167,594.06	75.7%

Note: Columns may not add to totals shown because of rounding

ENPLANEMENTS	Passengers	% Inc/(Dec)
Feb, 2017 (Month over Month)	442,189	5.90%
Feb, 2017 - Year-to-Date	2,512,044	3.86%

**CITY OF AUSTIN
AUSTIN-BERGSTROM INTERNATIONAL AIRPORT
INCOME STATEMENT COMPARISON THIS YEAR VS. LAST YEAR**

This month - This Year vs. Last Year

FY17 (Feb 17) vs FY16 (Feb 16)

Fiscal YTD - This Year vs. Last Year

FY17 (Oct 16 - Feb 17) vs FY16 (Oct 15 - Feb 16)

	FY17 Feb-17	FY16 Feb-16	Fav (Unfav) \$ Variance	Fav (Unfav) % Variance	FY17 YTD Feb-17	FY16 YTD Feb-16	Fav (Unfav) \$ Variance	Fav (Unfav) % Variance
<u>Airline Revenue</u>								
Landing Fees	1,933,782.82	1,740,347.02	193,435.80	11.1%	10,757,739.42	9,460,623.40	1,297,116.02	13.7%
Terminal Rental & Other Fees	2,964,641.24	2,618,195.58	346,445.66	13.2%	15,279,504.44	13,405,445.68	1,874,058.76	14.0%
Total Airline Revenue	4,898,424.06	4,358,542.60	539,881.46	12.4%	26,037,243.86	22,866,069.08	3,171,174.78	13.9%
<u>Non-Airline Revenue</u>								
Parking	2,909,183.86	2,764,153.36	145,030.50	5.2%	16,427,468.92	14,903,363.77	1,524,105.15	10.2%
Food/Beverage & Retail	781,553.04	537,190.52	244,362.52	45.5%	4,294,740.68	3,951,218.10	343,522.58	8.7%
Rental Car	1,046,601.52	1,052,263.86	(5,662.34)	(0.5%)	5,434,059.10	5,288,288.29	145,770.81	2.8%
Advertising	120,607.66	109,975.98	10,631.68	9.7%	637,076.05	637,493.79	(417.74)	(0.1%)
Ads Barter Revenue	0.00	0.00	0.00	N/A	25,000.00	40,000.00	(15,000.00)	(37.5%)
Other Concessions	69,451.57	60,338.50	9,113.07	15.1%	381,259.88	323,766.04	57,493.84	17.8%
Other Rentals and Fees	956,884.59	834,631.55	122,253.04	14.6%	4,454,380.36	4,277,954.13	176,426.23	4.1%
Total Non-Airline Revenue	5,884,282.24	5,358,553.77	525,728.47	9.8%	31,653,984.99	29,422,084.12	2,231,900.87	7.6%
Interest Income	40,481.10	23,889.33	16,591.77	69.5%	210,441.44	83,122.78	127,318.66	153.2%
Total Operating Revenue	10,823,187.40	9,740,985.70	1,082,201.70	11.1%	57,901,670.29	52,371,275.98	5,530,394.31	10.6%
<u>Operating Requirements</u>								
Fac Mgmt, Ops and Airport Security	3,503,092.12	3,390,506.68	(112,585.44)	(3.3%)	20,251,183.86	18,925,707.78	(1,325,476.08)	(7.0%)
Airport Planning and Development	269,573.53	186,780.03	(82,793.50)	(44.3%)	1,436,831.77	997,471.42	(439,360.35)	(44.0%)
Support Services	1,104,080.57	1,439,884.78	335,804.21	23.3%	5,868,522.39	5,964,720.88	96,198.49	1.6%
Business Services	1,053,421.06	1,000,074.69	(53,346.37)	(5.3%)	5,014,050.27	4,950,076.94	(63,973.33)	(1.3%)
Total Operating Expense	5,930,167.28	6,017,246.18	87,078.90	1.4%	32,570,588.29	30,837,977.02	(1,732,611.27)	(5.6%)
<u>Debt Service</u>								
GO Debt Service Fund	2,245.00	2,192.08	(52.92)	(2.4%)	11,225.00	10,960.41	(264.59)	(2.4%)
2013A Revenue Refunding Bonds	1,408,717.73	1,409,678.33	960.60	0.1%	7,045,029.66	5,082,931.16	(1,962,098.50)	(38.6%)
2013 Prosperity Bank Loan	451,185.42	336,708.33	(114,477.09)	(34.0%)	2,084,173.97	1,457,099.98	(627,073.99)	(43.0%)
2014 Bond Issuance	91,833.34	3,050.00	(88,783.34)	(2910.9%)	359,313.57	11,818.50	(347,495.07)	(2940.3%)
2005 Variable rate Notes (Swap)	902,969.00	810,185.00	(92,784.00)	(11.5%)	4,426,082.00	5,904,292.00	1,478,210.00	25.0%
2005 Variable rate Notes Fees	102,288.36	108,051.75	5,763.39	5.3%	554,954.84	586,274.08	31,319.24	5.3%
PFC Debt Service Funding	(1,042,648.63)	(1,055,712.96)	(13,064.33)	(1.2%)	(5,196,907.70)	(5,159,276.42)	37,631.28	0.7%
Total Debt Service	1,916,590.22	1,614,152.53	(302,437.69)	(18.7%)	9,283,871.34	7,894,099.71	(1,389,771.63)	(17.6%)
<u>Other Requirements</u>								
Workers' Compensation	36,535.00	35,400.00	(1,135.00)	(3.2%)	182,647.00	177,069.00	(5,578.00)	(3.2%)
Citywide Administrative Support	368,900.00	315,560.00	(53,340.00)	(16.9%)	1,844,420.00	1,577,796.00	(266,624.00)	(16.9%)
Communications & Technology Mgmt	138,830.00	104,015.00	(34,815.00)	(33.5%)	694,142.00	520,060.00	(174,082.00)	(33.5%)
Accrued Payroll	15,435.00	20,234.50	4,799.50	23.7%	77,175.00	101,172.50	23,997.50	23.7%
Operating Reserve	163,934.34	160,241.66	(3,692.68)	(2.3%)	819,671.67	801,208.33	(18,463.34)	(2.3%)
CTECC	12,015.00	11,565.00	(450.00)	(3.9%)	60,056.00	57,812.00	(2,244.00)	(3.9%)
Trunked Radio Allocation	10,352.50	9,560.00	(792.50)	(8.3%)	51,762.50	47,773.00	(3,989.50)	(8.4%)
Public Works Capital Projects Mgmt Fund	64,260.00	0.00	(64,260.00)	N/A	321,262.00	0.00	(321,262.00)	N/A
Liability Reserve	0.00	1,416.66	1,416.66	100.0%	0.00	7,083.33	7,083.33	100.0%
Total Other Requirements	810,261.84	657,992.82	(152,269.02)	(23.1%)	4,051,136.17	3,289,974.16	(761,162.01)	(23.1%)
Total Requirements	8,657,019.34	8,289,391.53	(367,627.81)	(4.4%)	45,905,595.80	42,022,050.89	(3,883,544.91)	(9.2%)
 SURPLUS (DEFICIT) OF TOTAL AVAILABLE FUNDS OVER TOTAL REQUIREMENTS	 \$ 2,166,168.06	 \$ 1,451,594.17	 \$ 714,573.89	 49.2%	 \$ 11,996,074.49	 \$ 10,349,225.09	 \$ 1,646,849.40	 15.9%

PE Monthly Report - Austin Airport Advisory Commission

Project		Subproject		Subproject Manager	Current Subproject Status Info	FDU	Expenses YTD	Spend Plan Amount - Budget - FDU Level - Current Year		
5415	ABIA Terminal Improvements	Terminal East Infill Project	5415.065	Jones, Burton	The RCA to request change has been postponed until Department of Aviation can negotiate an agreement with TSA regarding payment of additional scope of work. This may take until the new federal fiscal year is started.	4910 8107 3215		(\$15,805)		
						4910 8107 G215		\$0		
						4911 8107 A215	\$1,460	\$655,580		
						4912 8107 B060		\$0		
		Records Management Implementation	5415.066	Folsom-Heath, Diana	Completed first review with CTM Purchasing.	4912 8107 B215	\$11,784	\$60,225		
						4910 8107 3216		\$367,690		
						4910 8107 3253		\$10,472		
						4910 8107 3190		\$0		
Matrix Electrical Room HVAC Improvements	5415.088	Stalder, Ricky	Warranty Period	4910 8107 3285	\$5,002	\$484,568				
				4910 8107 3283		\$528,615				
Restrooms Completion	5415.098	Kumarage, Rohini	Pending finance approval	4910 8107 3310	\$0	\$107,237				
5702	ABIA Stormwater / Environmental	Environmental Management System	5702.008	Carpenter, Kane	Open projects: helicopter noise modeling / support services to support amendments to City of Austin helicopter ordinance; updating ABIA hydrologic and hydraulic models to reflect current conditions; NEPA services: to support the terminal ramp expansion-FAA approval received in late September 2015, fuel consortium GSE fuel tanks - 3rd party project cancelled, and de-icing storage facility -FAA approval received in mid-2015; and implement an ABIA environmental records management system-project is wrapping up.	4910 8107 3151	\$0	\$248,148		
						4910 8107 3248		\$1,162,761		
		Stormwater Drainage Improvements	5702.011	Vonstein, Alison	On 3/23/2017 Council authorized execution of a construction contract to Dalrymple Gravel & Contracting Co., Inc., with all Alternates. If budget/funding allows, Outfalls 10 and 11 will be bid later as an additional, separate project. The Aviation Department added Outfalls 10 and 11 as emergencies from the floods. When debris was cleared out from the floods, it was noticed that these outfalls need to be rebuilt or redefined. On 2/24/2017 consultant submitted a finalized report for the FAA Tower Site Drainage Study. The building flooded in October 2015 and May 2016. On 3/9/2017 he consultant submitted a cost proposal for design through bid phase services to improve drainage of the FAA Tower site. It came in high and a revised proposal to address the City's comments was submitted on 3/27/2017, in the amount of \$410,479. This is intended to be funded as part of a separate subproject. The Dept. of Aviation will set up the new subproject and funding. Consultant fee proposal for construction phase services for construction phase and additional services related to permitting was submitted 2/2/2017 and is being processed as Supplemental Amendment No. 5. The consultant resubmitted plans to address permitting comments 3/22/2017 (Update #3).	4911 8107 A248	\$87,609	\$1,149,897		
						4912 8107 C502		\$882,700		
		Reclaimed Water Booster Pump	5702.013	Carpenter, Kane	Project will be delivered under 3rd pary lease agreement. I would like to keep project open until project is completed which is tentatively set for mid-2016.	4910 8107 3290	\$1,928	\$105,246		
		6000	ABIA Airside Improvements	Electronic Airport Layout Plan And Utility Mapping	6000.103	Kumarage, Rohini	Work continues. Finalized field work	4910 8107 3242		\$91,245
		6001	ABIA Landside Facility Improvements	Landside Roadway and Pedestrian Improvements Phase 1	6001.092	Vonstein, Alison	Council approved award and execution of construction contract 3/31/16. Construction contract was executed 4/22/16. Pre-Construction conference held 6/6/2016. NTP start date is 7/18/2016. Submittal process is complete. Freight Lane is complete. Hotel Drive is complete. Contractor is working along Spirit of Texas from Hotel Drive to Hwy.290 and also handrail and bollards. Substantial Completion date is scheduled to be 4/20//2017. It will be challenging to meet this date because of slope issues in TAS report, come of which will require rework.	4910 8107 3249		\$30,000
								4911 8107 A249	\$694,655	\$1,045,141
4911 8107 A401	\$4,480							\$314,338		
Elevator Refurbishment Re-bid	6001.093			Kumarage, Rohini	Pre construction meeeting was held. NTP was issued on March 8th.	4911 8107 A245	\$4,347	\$4,382,652		
Upper Level Embankment Inspections and Repairs	6001.095			Vonstein, Alison	On 3/2/2017 Council approval negotiation and execution of a construction contract with MAC, Inc. Negotiation is underway. Site plan exemption was been approved. Building permit has been pulled. Street & Bridge and QMD will be involved during negotiation and during construction. CSD will provide inspection services. Consultant submitted a revised additional services request 12/28/2016 for construction phase services, re-issuance of the project as a CSP, adding a temporary road and continued monitoring services. This is being processed as Supplemental Amendment #3.	4910 8107 3247	\$1,768	\$3,556		
						4911 8107 A247	\$36,585	\$4,716,779		
Buildings and Fence Demolition	6001.100			Vonstein, Alison	All work is complete except for the fence. The contractor had been waiting for word that the project adjacent to this one had installed its fence. On 3/20/2017, the Dept. of Aviation said that the fence demolition in this project's scope can be scheduled for 4/5/2017. A meeting was held with wage compliance staff and the contractor on 3/27/2017 regarding a subcontractor not submitting payroll.	4911 8107 A403	\$47,400	\$0		
ABIA Campus HVAC Improvements	6001.102			Mendoza, Paul	Per ABIA PM, HVAC scope for IS building is reduced to only Data room and new electric panel for Data room. Remainder will be addressed in the future ABIA CIP project 6001.123 - IS building remodel. 60% submittal still on schedule for 4/10/17.	4911 8107 A407	\$4,372	\$230,377		
		4911 8107 A504				\$416,714				
		4912 8107 C504	\$59,413			\$820,766				

PE Monthly Report - Austin Airport Advisory Commission

Project		Subproject		Subproject Manager	Current Subproject Status Info	FDU	Expenses YTD	Spend Plan Amount - Budget - FDU Level - Current Year
6001	ABIA Landside Facility Improvements	Drainage Easement	6001.103	Carpenter, Kane	Per Robert Henst 6/22/15 email: Waiting on final invoice to be paid.	4910 8107 3292		\$35,050
		Landside Roadway and Pedestrian Improvements Phase 2	6001.107	Smythe-Macaulay, David	The Sidewalk project is going through construction document revisions and should be ready for final submittal to Quality Management Division (QMD) by the end of April 2017. The Bus Shelter project has an anticipated construction notice-to-proceed (NTP) date of April 10, 2017. The team is currently reviewing submittals and responding to Request For Information (RFI).	4911 8107 A503	\$12,871	\$372,500
						4912 8107 C500	\$10,050	\$469,500
						4912 8107 C501	\$7,113	\$319,400
		Campus Signage Improvements	6001.112	Vonstein, Alison	Project was advertised for bids beginning 3/20/2017. Pre-bid meeting was held 3/28/2017. Five contractors signed in as prime contractors. Two addenda have been issued, both relatively minor. Bids are due 4/13/2017.	4912 8107 C503	\$28,493	\$77,833
		Parking Garage & Admin Building - West Lot A - Design & Construction	6001.114	Jones, Burton	Consultant has submitted Site Plan Permit set, we are awaiting comments. We hope to have an approved Site Permit by mid-March. Design consultant is preparing 60% set of documents to be issued 2/21/17. Construction Manager will use them to create the first GMP package due third week of March. We are scheduled for substantial completion of the garage in mid November of 2018. The Administration Bldg will follow in early 2019.	4911 8107 A186	\$897,443	\$8,038,066
						4912 8107 C507	\$1,605,975	\$9,000,000
		Consolidated Maintenance Facility	6001.117	Chaney, Richard	30% design submittal is scheduled for 14Apr2017. Received additional services proposals on 23Mar, along with the consultants CA proposal. They are under review.	4910 8107 3263	\$0	\$1
4911 8107 A501	\$0					\$0		
					4911 8107 A509	\$221,924	\$2,500,000	
11222	ABIA Terminal - Apron Expansion and Improvements	Apron Expansion	11222.001	Pirtle, Robert	GMP-1, De-Icing Facility: The interior chamber separation walls are about 90% complete. Installation of the exterior waterproofing membrane started in early March, 2017 and continues. Installation of intake pipes and valves from the storm sewer system started in mid-March. Due to heavy rains in the spring of 2017, and remediation of contaminated soil during the fall and winter of 2016, the De-Icing Facility is behind schedule by about three months. However, it does not impact the Terminal Expansion and Terminal Improvements components of the project, nor the Apron Expansion. The new De-Icing facility is expected to be ready for commissioning in August 2017, and ready for use in September. GMP-2, Apron Expansion: Progress is being made on the apron expansion, in accordance with the original schedule. GMP-3, Terminal Expansion: Installation of site and under-floor utilities is ongoing. All but a few foundation piers have been built, and one area of concrete floor near the west end of the new Terminal have been placed. Steel erection is scheduled to begin in early April, 2017. GMP-3, Existing Terminal Improvements: Work began in March on first floor space reconfiguration and other improvements at the west end of the main Terminal. Re-roofing of the existing Terminal is expected to begin in early April. Weekly coordination meetings are held between the Contractor, design team, and building occupants, to coordinate the next week's work activities - to help avert conflicts and schedule impacts. GMP-4, Apron Expansion completion and a new storm water holding pond: The 60% (Design Development) package has been reviewed by QMD, and comments forwarded to the design team.	4910 8107 3288	(\$ 104,660)	(\$104,660)
						4911 8107 A288	\$1,106,632	\$775,000
						4911 8107 A506	\$105,591	\$500,000
						4911 8107 A507	\$29,039	\$500,000
						4912 8107 C288	\$19,086,436	\$73,150,200
Total							\$23,967,708	\$113,431,792



NEXTGEN AND AIRPORTS

Introduction

For the past 3 years, ACI-NA has made the point that the FAA's Next Generation Air Transportation System—NextGen—begins and ends at airports. NextGen is the FAA's blanket term for modernization of the U.S. air traffic control system. NextGen includes the frequently-mentioned transition from ground-based air traffic navigation and surveillance systems and flight procedures (e.g., instrument landing systems and radar) to satellite-based systems. It also includes improvements in the way air traffic data is collected, distributed, and used throughout the national air transportation system as well as significant improvements in the automation of air traffic control systems.

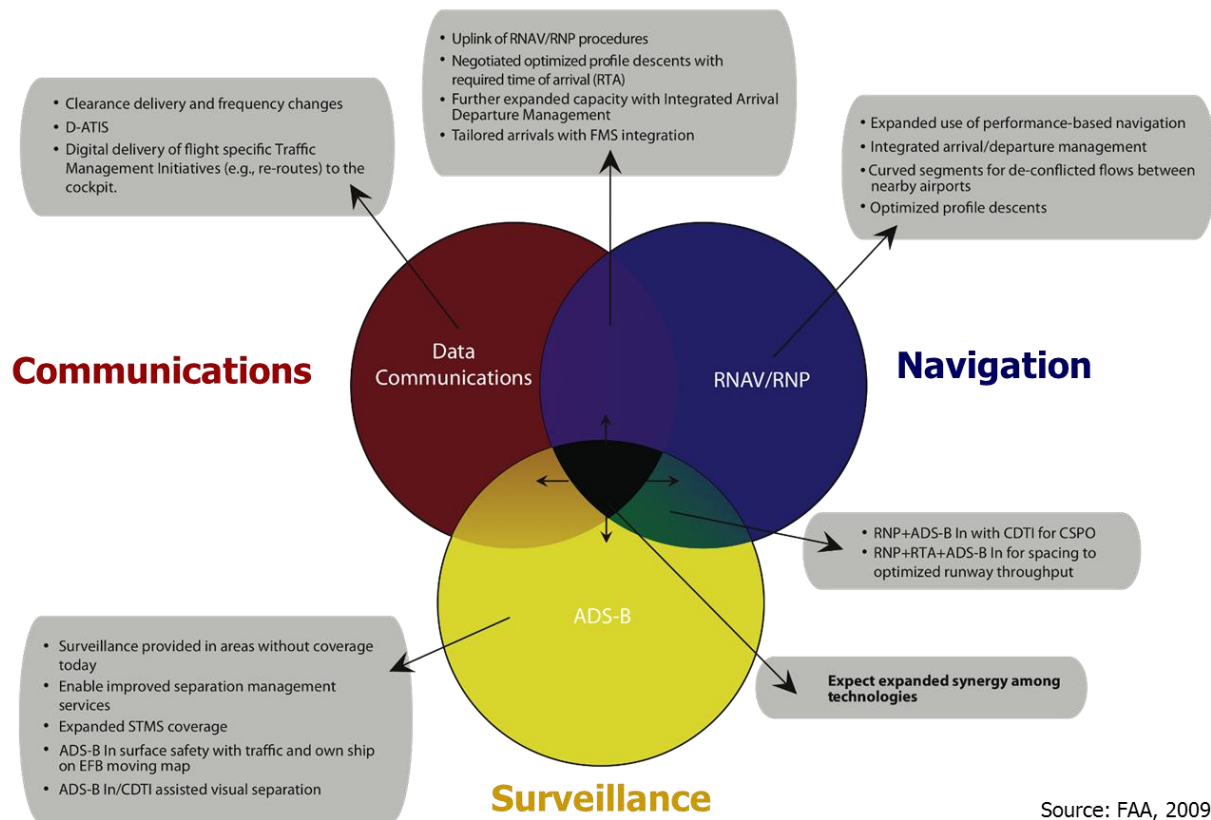
The diagram on the following page shows the three major building blocks of NextGen:

1. **Area Navigation/Required Navigational Performance (RNAV/RNP) flight procedures**, which enable aircraft to fly precise, more efficient flight paths without the need for ground-based navigational aids.
2. **Automated, dependent surveillance-broadcast (ADS-B) surveillance systems** that will enable aircraft to be tracked accurately in the air and on the ground without radar.
3. **Enhanced data communications capabilities** that will enable airports, airlines, private aircraft operators, and air traffic controllers to have a common, shared operational picture and facilitate advanced air traffic control automation.

What Can NextGen Do for Airports?

Why does NextGen matter so much to airports? Delay data collected by the FAA consistently shows that airports—especially those in congested metroplex areas—are where the majority of delays are incurred. However, the impacts of these delays congestion extend far beyond these airports. Smaller airports with air service to these metroplexes are frequently affected by ground delay programs and other traffic management initiatives, which delay departing flights. These impacts are especially significant for airports like Madison, Wisconsin; Fresno, California; and Allentown, Pennsylvania at the edge of metroplex airspace. Passengers that use these airports weigh these potential delays—and how they affect the reliability of their flight connections—when deciding whether they should fly from their hometown airport or drive directly a hub airport instead.

Regardless of where they occur, high airport delays leave passengers frustrated, angry, and disappointed. They hurt airport efforts to serve the traveling public and maintain high levels of customer service. They also hurt productivity and economic competitiveness.



NextGen promises to reduce these delays by reducing the impact that poor weather conditions have on airport capacity, reducing delay-causing interactions among nearby airports, and enabling airports to make use their existing infrastructure more effectively. These benefits will result from enhanced airport surface surveillance and traffic management, improved flight procedures, and reduced separations, all of which are enabled through implementation of NextGen surveillance, communications, and navigation technologies.

Smaller airports also stand to gain from NextGen implementation, which offers the potential for new, inexpensive instrument approach procedures; expanded radar-like surveillance coverage—especially in mountainous areas; and enhanced margins of safety.

NextGen’s RNAV/RNP flight procedures also open up new frontiers in airspace procedure design and will hopefully enable reductions in aviation noise impacts on surrounding communities via innovative flight procedure design.

As shown in the diagram below, NextGen’s impacts will vary from airport to airport. Small airports in the mountain west may gain new instrument approaches via RNAV/RNP that couldn’t be provided with traditional instrument landing systems as well as radar-like surveillance services that improve airport access. Large airports in major metropolitan areas will experience delay reductions and may have the opportunity to “deconflict” flight procedures to and from nearby airports through RNAV/RNP and ADS-B. All airports will see improvements to safety through better flight procedures and enhanced airborne and surface surveillance of aircraft and ground vehicles.



Non-hubs: Better airport access, enhanced surveillance, improved safety



Small and medium hubs: Reduced ground infrastructure needs, reduced environmental impacts, enhanced ability to support large hubs



Large hubs: Capacity enhancement, new airfield development concepts, reduced airport interactions

Cumulative Capability

Need for Airport Involvement in NextGen Planning & Implementation

In order to realize NextGen benefits, airport operators—who know the communities they serve best—must be involved in the development of NextGen capabilities in and around their airports early in their development to ensure noise and other environmental impacts on their surrounding communities are considered appropriately. This is especially true when NextGen implementation involves changes to existing flight procedures and associated aircraft noise exposure. Without such involvement, we risk potentially lengthy and expensive legal and environmental challenges to NextGen initiatives. As importantly, we also risk undermining hard won credibility that airports have established with their communities.

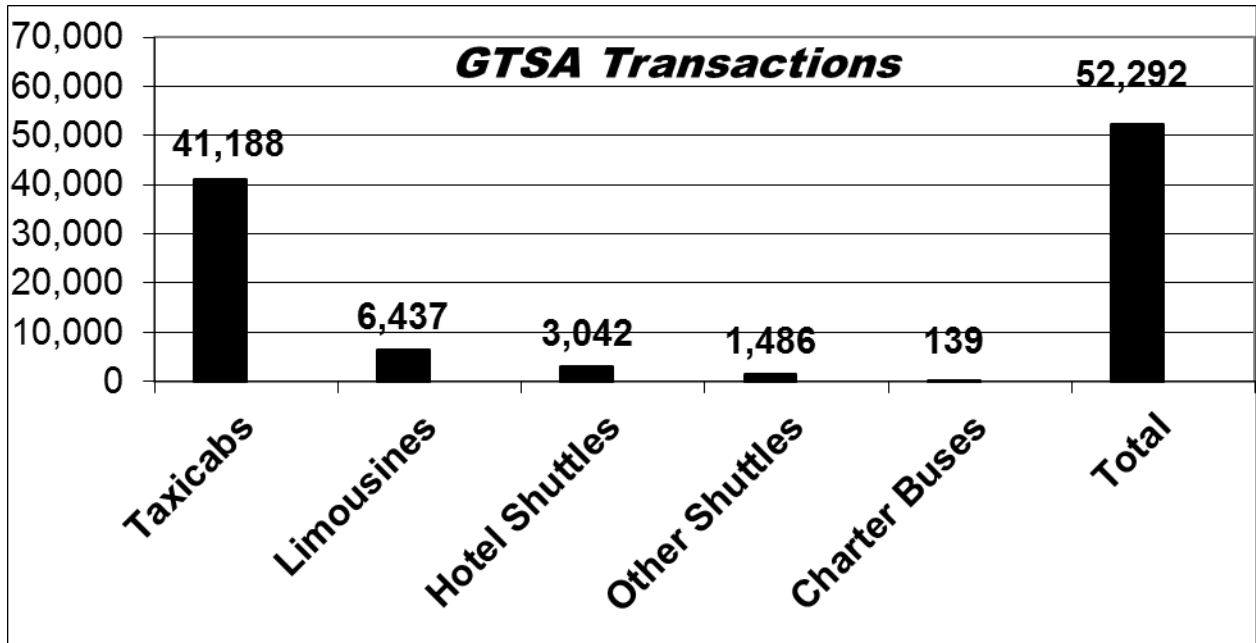
Fortunately, the FAA has been reaching out to airports around the country to involve them in NextGen implementation efforts. Whether at the national level—via groups like the NextGen Advisory Committee—or in local or regional forums—such as the ongoing Optimization of Airspace & Procedures Study Team, this collaboration among the airports, aircraft operators, and the FAA is proving critical to successful NextGen implementation. We encourage the FAA continue and enhance such collaboration, even in the face of the aggressive RNAV/RNP procedure implementation deadlines mandated by Congress in FAA reauthorization legislation.



BUSINESS DEVELOPMENT AND TENANT MANAGEMENT UPDATE
Austin Airport Advisory Commission Report
April 11, 2017

1. Alaska Airlines announced new daily nonstop service between Austin-Bergstrom International Airport (AUS) and San Diego International Airport (SAN). Alaska's AUS-SAN nonstop daily flights will launch on August 28, 2017. Alaska's new year round, daily nonstop flights between Austin, Texas and San Diego, California will depart Austin daily at 8:30 a.m. and arrive in San Diego at 9:30 a.m. Flights depart San Diego daily at 6:55 p.m. and arrive in Austin at 11:35 p.m.
2. Alaska Airlines announced new daily nonstop service between Austin-Bergstrom International Airport (AUS) and Norman Y. Mineta San Jose International Airport (SJC). Alaska's AUS-SJC nonstop flights will launch on August 27, 2017. Alaska's new year round, daily nonstop flights between Austin, Texas and San Jose, California will depart Austin daily at 3 p.m. and arrive in San Jose at 4:50 p.m. Flights depart San Jose daily at 8:45 a.m. and arrive in Austin at 2:02 p.m.
3. On March 13th Southwest Airlines launched new nonstop service between Austin-Bergstrom International Airport (AUS) and Kansas City International Airport (MCI).
4. On March 9th Delta Air Lines launched new nonstop service between Austin-Bergstrom International Airport (AUS) and Raleigh-Durham International Airport (RDU). Delta also announced it is adding new daily nonstop service between Austin-Bergstrom International Airport (AUS) and the carrier's Pacific Northwest hub, Seattle-Tacoma International Airport (SEA). AUS-SEA flights will launch on June 12, 2017.
5. On March 8th Sun Country Airlines has announced new, seasonal, nonstop service between Austin-Bergstrom International Airport (AUS) and Minneapolis – St. Paul International Airport (MSP) beginning August 31, 2017. With this service, Sun Country becomes the newest airline to join the South Terminal at Austin's airport.
6. ABIA's South Terminal will hold its grand opening ceremony on Thursday, April 13th. The South Terminal is designed for use by ultra-low-cost carriers and will host Allegiant Air, VIA Air (service to Branson, MO), and Sun Country Airlines.
7. Draft Resolution No. 20170406-xxx directing the City Manager to include labor peace agreement requirements in the terminal concessions solicitation and contracts at Austin-Bergstrom International Airport, and identify other City solicitations and contracts which may include labor peace agreement requirements. On City Council agenda for April 6, 2017.
8. Request for Proposals for Terminal Concessions in the Barbara Jordan Terminal released on or about April 10, 2017. Further information about the RFP can be found on the Airport's website.
9. Notice of Proposed Rule No. R161-17.14 for the enforcement of the City of Austin's Living Wage requirements in City contracts after April 28, 2017. Proposed Rules can be found at: <http://www.austintexas.gov/edims/document.cfm?id=274088>

GROUND TRANSPORTATION TRANSACTIONS MARCH 2017



YEAR TO YEAR COMPARISON			
SERVICE CATEGORY	MARCH 2017	MARCH 2016	% Increase/(decrease)
TAXICAB	41,188	35,695	15.4%
LIMOUSINE	6,437	5,819	10.6%
HOTEL SHUTTLE	3,042	3,497	(13.0%)
OTHER SHUTTLE	1,486	1,319	12.7%
CHARTER BUS	139	199	(30.2%)
OVERALL TOTAL	52,292	46,529	12.4%

A G E N D A



Recommendation for Council Action

Austin City Council		Item ID	69037	Agenda Number	<ITEM_OUTLINE>
Meeting Date:	4/13/2017		Department:	Economic Development	
Subject					
Authorize negotiation and execution of a commission agreement with Janet Zweig, in an amount not to exceed \$950,000, for artwork for the Terminal/Apron Expansion and Improvement Project at Austin-Bergstrom International Airport.					
Amount and Source of Funding					
Funding in the amount of \$950,000 is available in the Fiscal Year 2016-2017 Capital Budget of the Aviation Department.					
Fiscal Note					
Fiscal note attached.					
Purchasing Language:					
Prior Council Action:	City Council authorized a contract with Rachel Feinstein on February 12, 2015 which was terminated on December 7, 2016.				
For More Information:	Kevin Johns, Economic Development Department, 974-7802; Susan Lambe, Art In Public Places, 974-7852.				
Council Committee, Boards and Commission Action:	On December 1, 2014, the Art in Public Places Panel approved the selection process recommendation for the Terminal/Apron Expansion and Improvements Project at Austin-Bergstrom International Airport, naming Rachel Feinstein as the selected artist and Janet Zweig as the alternate (6-1-0). The Austin Arts Commission unanimously approved the selection process recommendation on December 8, 2014. The Austin Airport Advisory Commission was briefed on the recommendation on December 9, 2014.				
MBE / WBE:					
Related Items:					

Additional Backup Information

Art in Public Places (AIPP), of the Cultural Arts Division, Economic Development Department (EDD), proposes to enter into an agreement with Janet Zweig to fabricate and install artwork for the Terminal/Apron Expansion and Improvements Project at Austin-Bergstrom International Airport for \$950,000. Rachel Feinstein was initially retained to design artwork for the Terminal/Apron Expansion and Improvement Project; however, that contract was terminated by mutual agreement of the parties during the design phase of the commission due to artistic differences. Janet Zweig was the selected alternate artist.

In August of 2014, AIPP issued an RFQ to professional visual artists and artist teams who live in the United States. The selection panel reviewed the 248 eligible applications and recommended Rachel Feinstein as the selected artist and Janet Zweig, as the alternate (4-1-0). On December 1, 2014, the Art in Public Places Panel approved the selection process recommendation (6-1-0). The Austin Arts Commission unanimously approved the Panel's recommendation on December 8, 2014.

It is proposed to contract with alternate artist Janet Zweig as soon as possible in order to ensure the artist is able to participate during the design phase for the Terminal/Apron Expansion and Improvement Project (Project) at the Austin-Bergstrom International Airport. Involving the artist on the design team for the Project is a unique opportunity to contribute an integrated artwork approach to the building aesthetic and create a signature work of art for the airport. Because of its prominent location, integration of public art as a design element of the Project is a priority.

Artist Janet Zweig will be contracted to create artwork for Terminal/Apron Expansion and Improvements Project that:

- enhances the travelers' experience through innovative design;
- distinguishes Austin-Bergstrom International Airport and reflects the nature and character of Austin;
- supports the Airport's commitment to sustainability;
- contributes to a local, regional and national contemporary art dialogue; and
- serves as a significant piece within the artist's oeuvre.

This project provides several opportunities for our local artist community; as part of her contract, Zweig will identify three to five locations within the terminal for future artwork opportunities which have been set aside for Austin artists. The total budget for these local artist opportunities is \$700,000. In addition, an allied artist program (titled LaunchPAD) was recently established by the Art in Public Places program as an ongoing effort to help support the professional development and economic prosperity of local artists seeking to grow in the field of public art. Zweig will partner with a local LaunchPAD artist, to be selected and contracted separately with the City, to provide the project with local resources and support and at the same time, provide the local artist with valuable experience with an award-winning artist in the field of public art. This requirement will be incorporated into the agreement with the artist.

Janet Zweig is an artist living in Brooklyn, NY, working primarily in the public realm. Her most recently installed public works include a performance space in a prairie on a Kansas City downtown green roof, a series of kinetic works in Milwaukee, a generative sentence on a wall in downtown Columbus, a sentence-generating sculpture for an engineering school in Orlando, and a memorial in the lawn of Mellon Park in Pittsburgh. Other public works include a 1200' frieze at the Prince Street subway station in New York, and a system-wide interactive project for eleven Light Rail train stations in Minneapolis, incorporating the work of over a hundred Minnesotans. Her sculpture and books have been exhibited widely in such places as the Brooklyn Museum of Art, Exit Art, PS1 Museum, the Walker Art Center, and Cooper Union. Awards include the Rome Prize Fellowship, NEA fellowships, and residencies at PS1 Museum and the MacDowell Colony. She teaches at the Rhode Island School of Design and at Brown University.

A G E N D A



Recommendation for Council Action

Austin City Council

Item ID

68874

Agenda Number

<ITEM_OUTLINE>

Meeting Date:

3/23/2017

Department:

Aviation

Subject

Authorize payment in an amount not to exceed \$100,000 for the Department of Aviation's continued membership and participation in Airports Council International – North America.

Amount and Source of Funding

Funding is available in the Fiscal Year 2016-2017 Operating Budget of the Aviation Department.

Fiscal Note

A fiscal note is not required.

Purchasing Language:

Exempt Purchases - Sole Source

Prior Council Action:

For More Information:

David Arthur, Assistance Director and Chief Financial Officer, (512) 530-6688

Council Committee, Boards and Commission Action:

MBE / WBE:

Related Items:

Additional Backup Information

The City routinely enters into transactions that are exempt from State of Texas competitive procurement law. While exempt from competitive procurement law, these routine transactions can exceed the City Manager's authority when aggregated for an entire fiscal year.

The Department of Aviation has maintained a longstanding membership in Airports Council International-North America (ACI-NA), the worldwide industry association of airports with the mission of advocating policies and providing services that strengthen the ability of airports to serve their passengers, customers and communities.

Funding includes the annual membership dues, in the amount of \$84,050, and contingency for ad-hoc programs led by ACI-NA to provide national and international support for specific airport issues and opportunities.

AGENDA



Recommendation for Council Action (Purchasing)

Austin City Council

Item ID:

69889

Agenda Number

<ITEM_OUTLINE>

Meeting Date:

May 4, 2017

Department:

Purchasing

Subject

Authorize negotiation and execution of a 24-month contract with THE JW GROUP, INC., or one of the other qualified offerors to Request For Qualification Statements PAX0502, to provide information technology consultant services to the Aviation department, in an estimated amount of \$1,600,000, with three 12-month extension options in an estimated amount of \$800,000 per extension option, for a total contract amount not to exceed \$4,000,000.

Amount and Source of Funding

Funding in the amount of \$400,000 is available in the Fiscal Year 2016-2017 Operating Budget of the Aviation Department. Funding for the remaining 19 months of the original contract period and extension options are contingent upon available funding in future budgets.

Fiscal Note

A fiscal note is not required.

Purchasing Language:

The Purchasing Office issued a Request for Qualification Statements (RFQS) PAX0502 for these services on November 14, 2016 and it closed on December 12, 2016 with eight offers received. The recommended offer is the best evaluated offer submitted by a responsible offeror. Additional information on the solicitation is included below the line.

Prior Council Action:



For More Information:

Sai Xoomsai Purcell, Senior Buyer Specialist, 512-974-3058

Boards and Commission Action:

April 11, 2017 – To be reviewed by the Austin Airport Advisory Commission.

Related Items:

MBE / WBE:

This solicitation was reviewed for subcontracting opportunities in accordance with City Code Chapter 2-9C Minority Owned and Women Owned Business Enterprise Procurement Program and subcontractor goals were applied to the solicitation. The subcontracting goals were exceeded and the resulting contract will include 5% WBE participation.

Additional Backup Information

The contract will provide information technology consulting services for the Aviation Department (Airport). The JW Group, Inc. will provide a broad range of services in association with the planning, design and implementation of IT-projects that were identified in the Airport's Information Technology Master Plan (ITMP) and Capital Improvement Plan. The contract will provide project management and qualified personnel to assist in IT research for functional, performance and interface requirements, resource acquisition, revision of policies and procedures, security assessment and monitoring activities as well as development of security policies. The contractor will provide assessment of the overall risk and cost-benefits to include impacts due to operational failure, cyber-security and payment card industry requirements, return-on investment, and internal rate-of return.

This is the first contract of its kind. The authorization amount is based on forecasted projects and initiatives during the term of the contract.

An evaluation team with expertise in this area evaluated the offers and scored The JW Group, Inc. as the best to provide these services based on specific prior experience and references, statement of qualifications, and personnel and project management structure.

This request allows for the development of a contract with a qualified offeror that Council selects. If the City is unsuccessful in negotiating a satisfactory contract with the selected offeror, negotiations will cease with that provider. Staff will return to Council so Council may select another qualified offeror and authorize contract negotiations with this provider.

The Airport is currently experiencing the rapid increase in passenger growth, multiple construction projects, and changing business practices. It is necessary for an on call consultant to assist with managing and pushing forward various IT initiatives, re-evaluating and realigning the ITMP, and researching technology options that can assist the Airport with streamlining operations and reducing overall costs to the Airport's business partners. Without the assistance of a consultant with a pulse on the aviation industry and extensive knowledge of aviation related technologies, the Airport will fall behind on its ability to support its business partners, the traveling public, and City staff.

A complete solicitation package, including a response list, is on file in the City's Purchasing Office and is available on the City's Financial Services Austin Finance Online website. Link: [Solicitation Documents](#).

THE JW GROUP, INC.				
	# months	Contract Amount	Contract Amendment	Revised Amount
Original Term	24	\$ 1,600,000	n/a	n/a
Extension Option 1	12	\$ 800,000	n/a	n/a
Extension Option 2	12	\$ 800,000	n/a	n/a
Extension Option 3	12	\$ 800,000	n/a	n/a
TOTAL	60	\$ 4,000,000	\$ -	\$ -

A G E N D A



Item From Council

Austin City Council		Item ID	69886	Agenda Number	30.
Meeting Date:	4/6/2017			Department:	Items From Council
Sponsor	Council Member Delia Garza				
Co-Sponsor	Council Member Gregorio Casar		Co-Sponsor	Mayor Pro Tem Kathie Tovo	
Co-Sponsor	Council Member Leslie Pool		Co-Sponsor	Council Member Ann Kitchen	
Subject					
Approve a resolution directing the City Manager to include labor peace agreement requirements in the terminal concessions solicitation and contracts at Austin-Bergstrom International Airport, and identify other City solicitations and contracts which may include labor peace agreement requirements.					
Related Items					
Additional Backup Information					

RESOLUTION NO. 20170406-xxx

WHEREAS, the City's vibrant local economy depends in part on its connection to the world through the Austin-Bergstrom International Airport (ABIA); and

WHEREAS, in 2015, over 11.6 million passengers traveled through ABIA facilities; and

WHEREAS, the perceptions many visitors to Austin have of our City are formed in part from the safe, convenient, and friendly travel experience offered at ABIA; and

WHEREAS, the City's Aviation Department is preparing to issue a Request for Proposals (RFP) for the right to lease, develop, operate, manage, and market terminal concessions in the ABIA terminal expansion project expected to be completed in 2018; and

WHEREAS, it is the City's goal to ensure continuous and efficient service at ABIA and to prevent disruption of service at its facilities; and

WHEREAS, as a land owner and market participant, the Council recognizes that the potential uncertainties and disruptions arising from labor disputes at the concessions pose a significant risk to the safe and efficient operation of ABIA, potentially harming the City financially and its reputation; and

WHEREAS, existing labor agreements for concessions within ABIA's current facilities have further contributed to workforce stability by securing for workers desirable benefits such as good wages, affordable, quality health insurance, vacation days and sick days above local industry standards, and protection against

discrimination based on gender identity, sexual orientation, and native language beyond the protections provided by applicable law; **NOW, THEREFORE,**

BE IT RESOLVED BY THE CITY COUNCIL OF THE CITY OF AUSTIN:

The Council directs the City Manager to ensure the solicitation documents and contracts for terminal concessions at ABIA include a requirement to implement a labor peace agreement between the concessionaire, its affiliates and its subtenants, if any, and any requesting labor organizations which represents or reasonably might represent employees working as part of the terminal concessions agreement, which shall include terms allowed by law and Federal Aviation Administration requirements, in harmony with ABIA operational standards, including, at minimum, a binding and enforceable provision which prohibit work stoppages, boycotts, and other service disruptions by such labor organization, its members, and agents at any ABIA properties. A signed statement affirming the completion of a labor peace agreement with a labor organization that seeks to represent employees working as part of the terminal concessions agreement should be submitted by respondents to the City with their proposals, but in no event no later than the beginning of negotiation of lease terms.

BE IT FURTHER RESOLVED:

The City Manager is directed to identify other agreements between the City and third parties in which the City could require the adoption of a labor peace agreement, either immediately or in a future solicitation or RFP, and report that information to Council within 90 days of this resolution.

ADOPTED: _____, 2017 **ATTEST:** _____
Jannette S. Goodall
City Clerk

RULE NO.: R161-17.14

NOTICE OF PROPOSED RULE

POSTING DATE: March 27, 2017

The Purchasing Office of the Financial Services Department proposes to adopt the following rule for the enforcement of the City of Austin's Living Wage requirements in City contracts after April 28, 2017.

Comments on the proposed rule are requested from the public. Comments should be submitted to: Yolanda Miller, Deputy Procurement Officer, Purchasing Office, 124 W. 8th Street, 3rd Floor, Austin, Texas 78701, 512-974-2500 or via email at yolanda.miller@austintexas.gov. To be considered, comments must be submitted before April 28, 2017, the 32nd day after the date this notice is posted. A summary of the written comments received will be included in the notice of rule adoption that must be posted for the rule to become effective.

EFFECTIVE DATE OF PROPOSED RULE

A rule proposed in this notice may not become effective before the effective date established by a separate notice of rule adoption. A notice of rule adoption may not be posted before April 28, 2017 (the 32nd day after the date of this notice) or not after June 5, 2017 (the 70th day after the date of this notice).

If a proposed rule is not adopted on or before Monday, June 5, 2017, it is automatically withdrawn and cannot be adopted without first posting a new notice of a proposed rule.

TEXT OF PROPOSED RULE

A copy of the complete text of the proposed rule is available for public inspection and copying at the following locations. Copies may be purchased at the following locations at a cost of ten cents per page:

City of Austin Purchasing Office, located at 124 W. 8th Street, 3rd Floor, Austin, Texas 78701. See Yolanda Miller.

Office of the City Clerk, City Hall, located at 301 W. 2nd Street, Room 1120, Austin, Texas 78701.

BRIEF EXPLANATION OF PROPOSED RULE

Rule R161-17.14: The proposed rule will adopt procedures to administer the City's Living Wage Program for non-construction contracts. The proposed rule sets forth the City's procedures to document living wage requirements and complaint processes. Once adopted, this rule will be published in the Vendor Connection section of Austin Finance Online, the City's financial portal on the Internet at:

https://www.austintexas.gov/financeonline/vendor_connection/index.cfm

AUTHORITY FOR ADOPTION OF PROPOSED RULE

The authority and procedure for adoption of a rule to assist in the implementation, administration, enforcement of the City Code or an ordinance is provided in Chapter 1-2 of the City Code. Further, City Council adopted Resolution No. 20160324-020 directing staff to promulgate rules for the implementation of the City's living wage policy.

2017 MAR 27 AM 9 36


RECEIVED


AUSTIN CITY CLERK

CERTIFICATION BY CITY ATTORNEY

By signing this Notice of Proposed Rule R161-17.14, the City Attorney certifies the City Attorney has reviewed the rule and finds that adoption of the rule is a valid exercise of administrative authority.

REVIEWED AND APPROVED


James Scarboro, Purchasing Officer
Purchasing Office


Anne Morgan
City Attorney
Law Department

**Enforcement of the City of Austin Living Wage for Non-Construction Contracts
Effective [TBD]**

This rule is adopted under the authority of City Code and the delegated authority of the Purchasing Officer.

1. Definitions.

- A. "City" means the City of Austin, Texas, a municipal corporation, home rule city and political subdivision, organized and existing under the laws of the State of Texas, acting through the City Manager and/or his/her designees, officers, agents, or employees.
- B. "City Property" means City owned or controlled real property, such as office buildings, water treatment plants, facilities, service centers, parks and all City streets. Property in this definition includes space rented or leased by the City for any municipal purpose, such as office or operational space. This definition specifically excludes City assets.
- C. "City Vehicles" means cars, trucks and other self-propelled vehicles that are equipped to carry an operator or passenger.
- D. "Contractor" or "Prime Contractor" means an individual, firm or other entity contracted to provide Non-construction Services to the City under a City contract.
- E. "Contractor Employee" means a full-time, part-time, temporary or seasonal employee of a Prime Contractor or Subcontractor.
- F. "Directly Assigned" means a Contractor Employee who provides Non-construction Services to the City under a contract between a Contractor and the City. Contractor Employees are considered to be directly assigned to a City contract under any of the following:
 - 1) Contractor Employee is named in the Contractor's City contract;
 - 2) Contractor Employee is named or is uniquely identified in a deliverables document from the Contractor; or
 - 3) Any other evidence that reasonably establishes the Contractor Employee's relationship to the Contractor's City contract.
- G. "Goods" means physical items sold to the City by the Contractor, such as bricks, paper, fuel, office supplies, tools, clothing, food, etc.
- H. "Living Wage" means the minimum hourly amount, in US dollars, that Contractors must pay to Contractor Employees, exclusive of fringe benefits or cash offsets to benefits, set by the City Council and amended annually.
- I. "Living Wage Program," also referred to as "Program" means Austin City Council Resolution No. 20160324-020, a resolution adopting a Living Wage policy to apply to City non-construction procurement agreements, and these Rules, or as may subsequently be amended.

- J. "Non-construction Services" means work or labor performed by Contractor Employees that is not subject to chapter 2269 (Contracting and Delivery Procedures for Construction Projects) or chapter 2254 (Professional and Consulting Services) of the Texas Government Code.
- K. "Subcontractor" means any individual, firm or entity engaged the by the Contractor (including Subcontractor to Sub-subcontractor regardless of tier) to perform any element of the contract between the City and the Contractor.

2. Reference statutes, ordinances, resolutions and policies.

- A. Austin City Council Resolution No. 20160324-020, a resolution adopting a Living Wage policy to apply to City non-construction procurement agreements, effective upon final publication of this rule.
- B. Texas Local Government Code, Chapter 252, Purchasing and Contracting Authority of Municipalities.
- C. Texas Local Government Code, Chapter 2269, Contracting and Delivery Procedures for Construction Projects.
- D. Texas Government Code, Chapter 2254, Professional and Consulting Services.

3. Applicability.

- A. The Program requirements shall be included in City Contracts where all of the following apply:
 - 1) Contract is predominantly for Non-construction Services performed on City Property or on City Vehicles.
 - 2) Contract results from a formal competitive solicitation, procedurally compliant with section 252.021 of the Texas Local Government Code;
 - 3) Contract requires authorization from City Council in accordance with Article VII, Finance, Section 15 (Purchase Procedure) of the City Charter; and
- B. The Program shall apply to directly assigned Contractor Employees of the Prime Contractor and any and all tiers of subcontracting.
- C. The Program shall apply to expenditure contracts and revenue generating contracts.

4. Exempt.

The Program shall not be included in the following kinds of City contracts:

- A. Construction Contracts;
- B. Interlocal Government Agreements;
- C. Cooperative Contracts;
- D. Sole Source Contracts;

- E. Contracts for purchases of Goods and Non-Professional Services considered to be ancillary to the purchases of Goods;
- F. Contracts for the sale of City Property or Goods;
- G. Contracts using federal or other funds where application of the Program is prohibited
- H. Contracts exempted by City Council; or
- I. Contracts that result from or include Collective Bargaining Agreements.

5. Living Wage amounts, changes and administration.

- A. When executing a new contract that is subject to the Program, Staff shall apply the Living Wage amount applicable at the time the contract is executed.
- B. As the Living Wage amount may change from time to time, the Living Wage amount that was applicable at the time the contract was awarded will remain the same throughout the term of the contract.
- C. The Purchasing Office, Financial Services Department, shall administer the City's Living Wage Program, including all solicitation instructions, contract clauses, administrative complaint review and program reporting.

6. Complaints.

- A. The Purchasing Officer is authorized to hear and resolve complaints regarding a Contractor's compliance with the Living Wage Program, including referring a complaint to an independent hearing officer as necessary as determined by the Purchasing Officer in his/her sole discretion.
- B. A Contractor Employee may file a complaint against the Contractor where all the following apply:
 - 1) Complaint must be made by the Contractor Employee or their duly authorized representative;
 - 2) Complaint is against the Contractor that employed or retained the Contract Employee or within the tier of subcontractors;
 - 3) Contractor's City contract must have included Program requirements; and
 - 4) Complaint must be limited to the specific work that was performed by the Contractor Employee under the Contractor's City contract.
- C. In order to be a timely complaint, it shall be submitted to the Purchasing Officer or to his or her designee, within one (1) year of the date the Contractor was alleged to have violated the Program.
- D. To be considered, timely complaints must be made in writing and must at a minimum include the following:

- 1) The Contract Employee's name and/or the name of their duly authorized representative if one is used;
 - 2) The Contract Employee's contact information to include, but not limited to: mailing address, e-mail address, telephone number, and signature; and
 - 3) A detailed statement of the Contractor's alleged violations of their City contract's Living Wage Program, including all supporting documentation demonstrating these violations.
- E. The Purchasing Officer's, or independent hearing officer's decision regarding the complaint shall be final and there are no appeals.

7. Violations.

Contractors found to have violated the requirements of the City's Living Wage Program during the term of their contract with the City, shall be subject to:

- A. remedies set forth in their City contract, up to and including contract termination;
- B. negative impact on submissions of future City solicitations and possibly denial of award of a contract;
- C. probation, suspension or debarment as applicable in accordance with the City's Probation, Suspension and Debarment policies;
- D. damages, including compensating Contractor's Employees the amount(s) found to be owed to these individuals under the City Contract; and/or
- E. City pursuing all options available under the law.