







Austin Animal Center Monthly Report March 2017

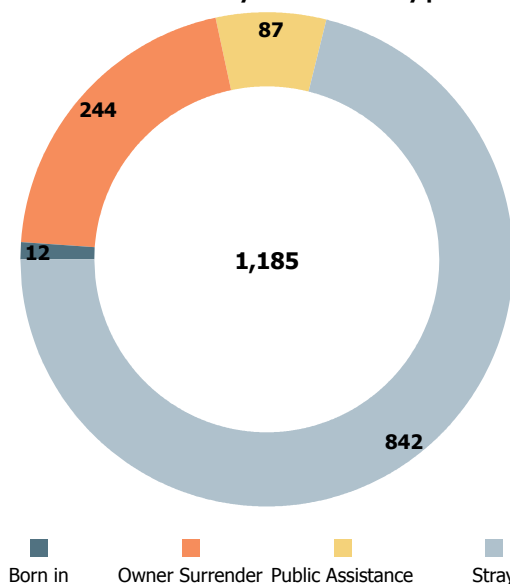


Fiscal Year 2017

Austin Animal Center March 2017 Intakes

	 Neonatal Kitten	 Kitten	 Adult Cat	 Neonatal Puppy	 Puppy	 Adult Dog	Total
Born in	0	0	0	12	0	0	12
Owner Surrender	4	20	60	0	30	130	244
Public Assistance	0	2	6	0	9	70	87
Stray	91	41	130	16	127	437	842
Total	95	63	196	28	166	637	1,185

Intakes by Intake Type





Age Breakdown



Neonatal

  under 6 weeks old

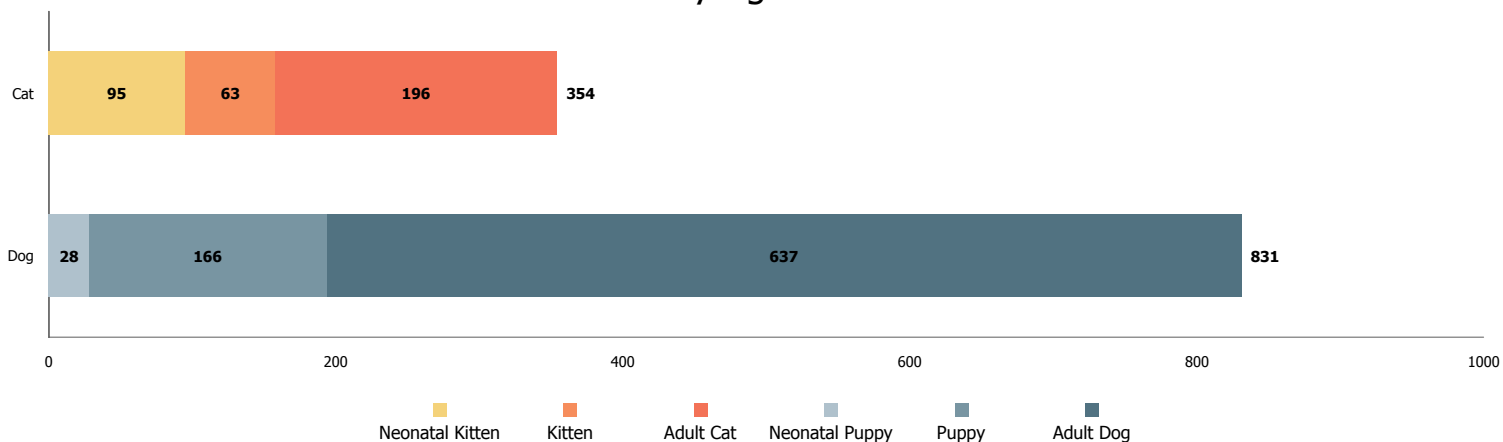
Kitten/Puppy

  6 weeks to under 1 year old

Adult

  at least 1 year old

Intakes by Age Breakdown

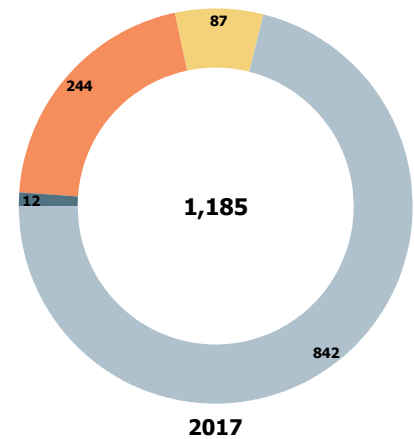
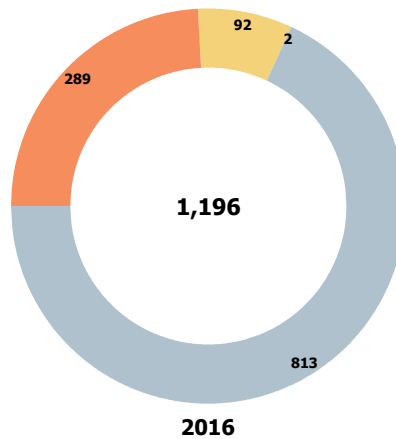
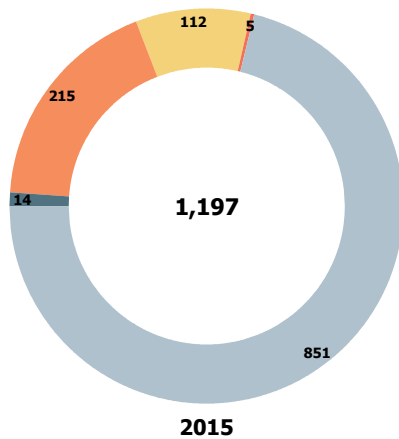


Austin Animal Center March 2015 to 2017 Intakes



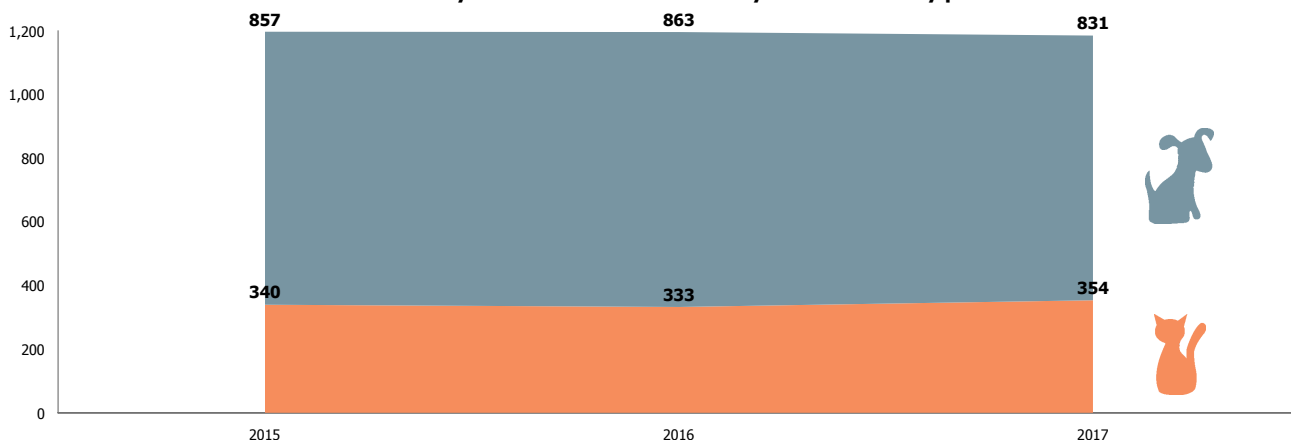
	2015			2016			2017		
	Cat	Dog	Total	Cat	Dog	Total	Cat	Dog	Total
Born in	0	14	14	0	0	0	0	12	12
Owner Surrender	66	149	215	99	190	289	84	160	244
Public Assistance	20	92	112	4	88	92	8	79	87
Request for Euthanasia	1	4	5	0	2	2	0	0	0
Stray	253	598	851	230	583	813	262	580	842
Total	340	857	1,197	333	863	1,196	354	831	1,185

Yearly March Intakes by Intake Type









■ Born in
 ■ Owner Surrender
 ■ Public Assistance
 ■ Request for Euthanasia
 ■ Stray

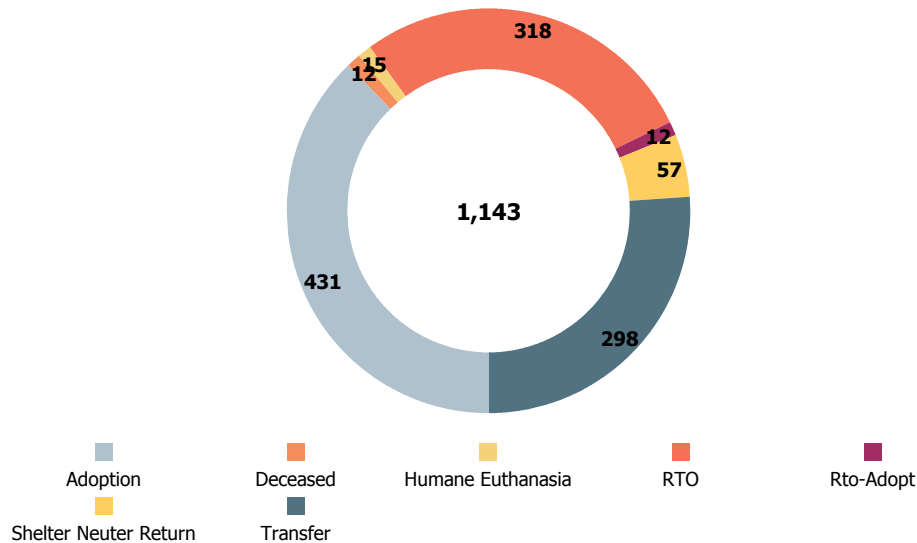
Yearly March Intakes by Animal Type



Austin Animal Center March 2017 Outcomes

	 Neonatal Kitten	 Kitten	 Adult Cat	 Neonatal Puppy	 Puppy	 Adult Dog	Total
Adoption	0	64	46	0	126	195	431
Deceased	4	1	3	0	0	4	12
Humane Euthanasia	1	1	10	0	1	2	15
RTO	0	5	21	0	17	275	318
Rto-Adopt	0	0	4	0	2	6	12
Shelter Neuter Return	0	10	47	0	0	0	57
Transfer	63	9	43	1	44	138	298
Total	68	90	174	1	190	620	1,143

Outcomes by Outcome Type





Age Breakdown


Neonatal

  under 6 weeks old

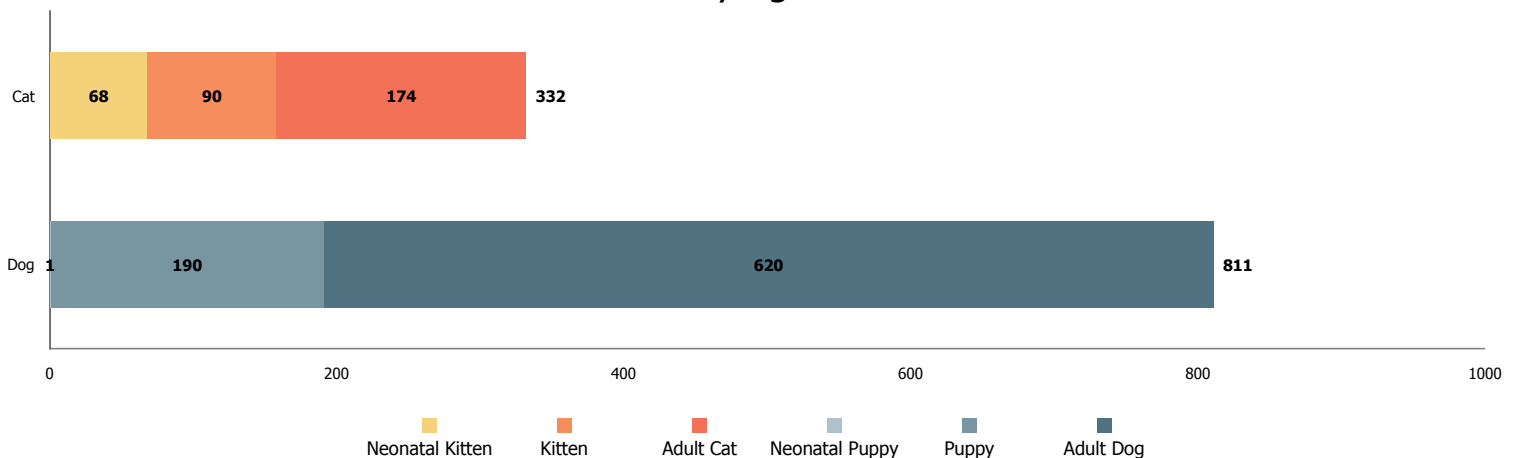
Kitten/Puppy

  6 weeks to under 1 year old

Adult

  at least 1 year old

Outcomes by Age Breakdown

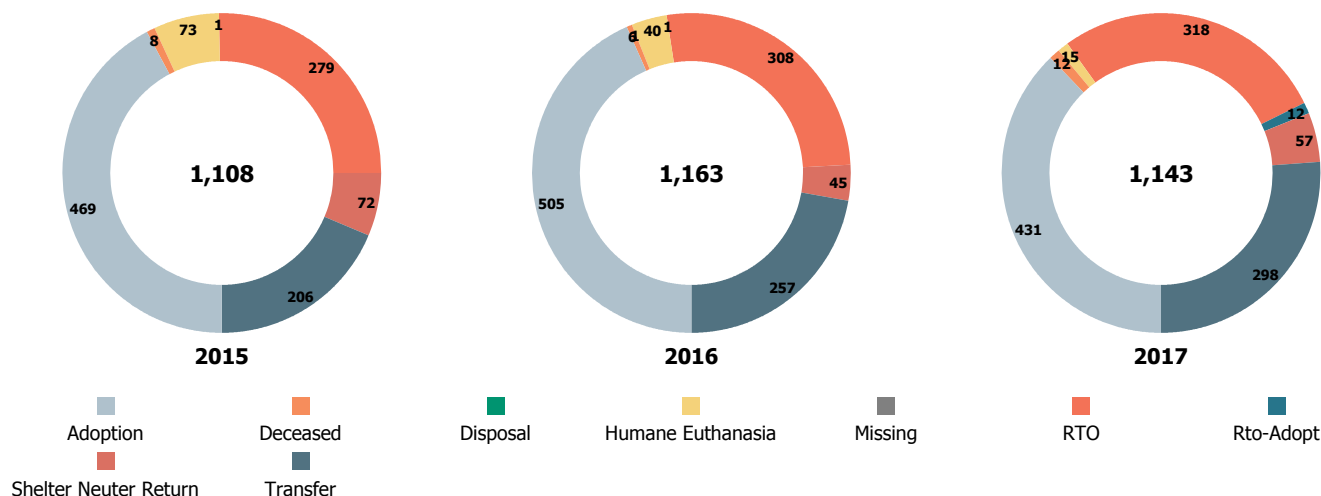


Austin Animal Center March 2015 to 2017 Outcomes

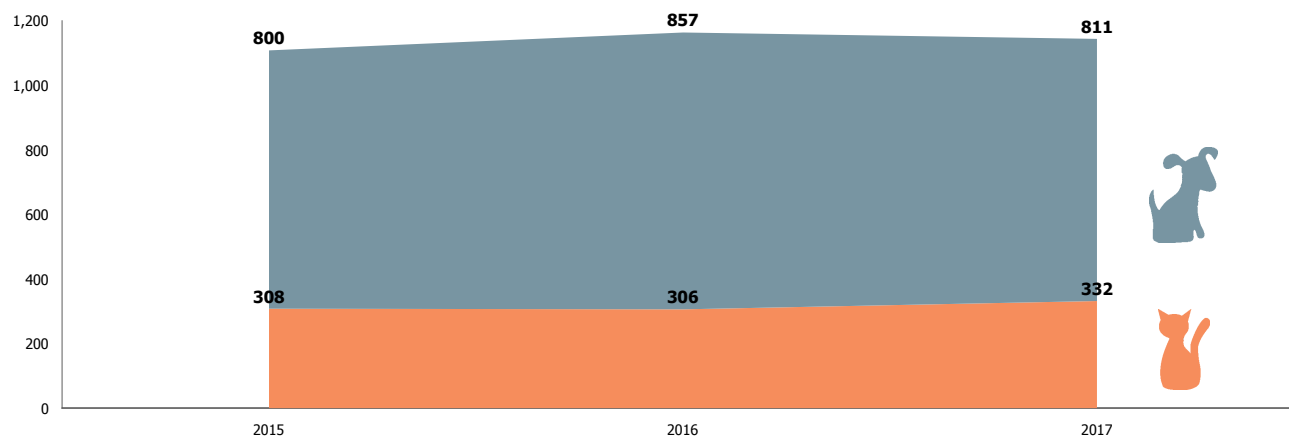


	2015			2016			2017		
	Cat	Dog	Total	Cat	Dog	Total	Cat	Dog	Total
Adoption	99	370	469	128	377	505	110	321	431
Deceased	5	3	8	5	1	6	8	4	12
Disposal	0	0	0	0	1	1	0	0	0
Humane Euthanasia	30	43	73	13	27	40	12	3	15
Missing	0	1	1	1	0	1	0	0	0
RTO	25	254	279	28	280	308	26	292	318
Rto-Adopt	0	0	0	0	0	0	4	8	12
Shelter Neuter Return	72	0	72	45	0	45	57	0	57
Transfer	77	129	206	86	171	257	115	183	298
Total	308	800	1,108	306	857	1,163	332	811	1,143

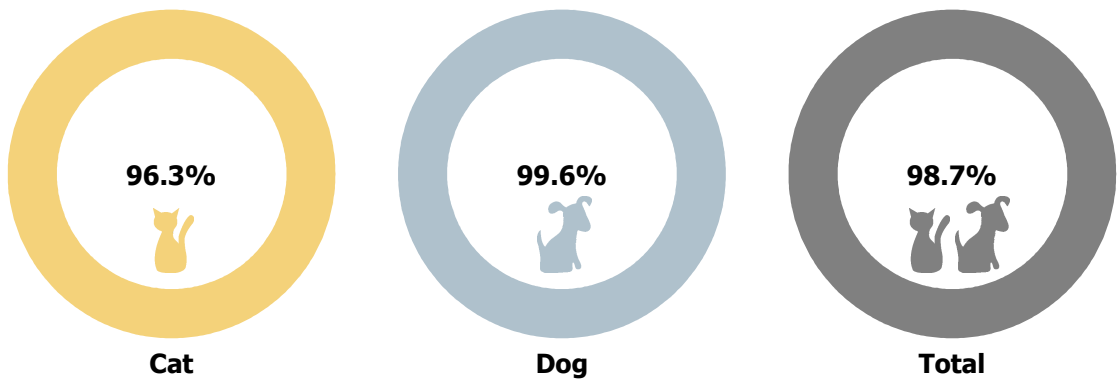
Yearly March Outcomes by Outcome Type



Yearly March Outcomes by Animal Type



Total Live Release Rates



Live Release Rates by Age Breakdown

