



EMS Billing

HOW IT ALL WORKS

FY 2016 PERFORMANCE

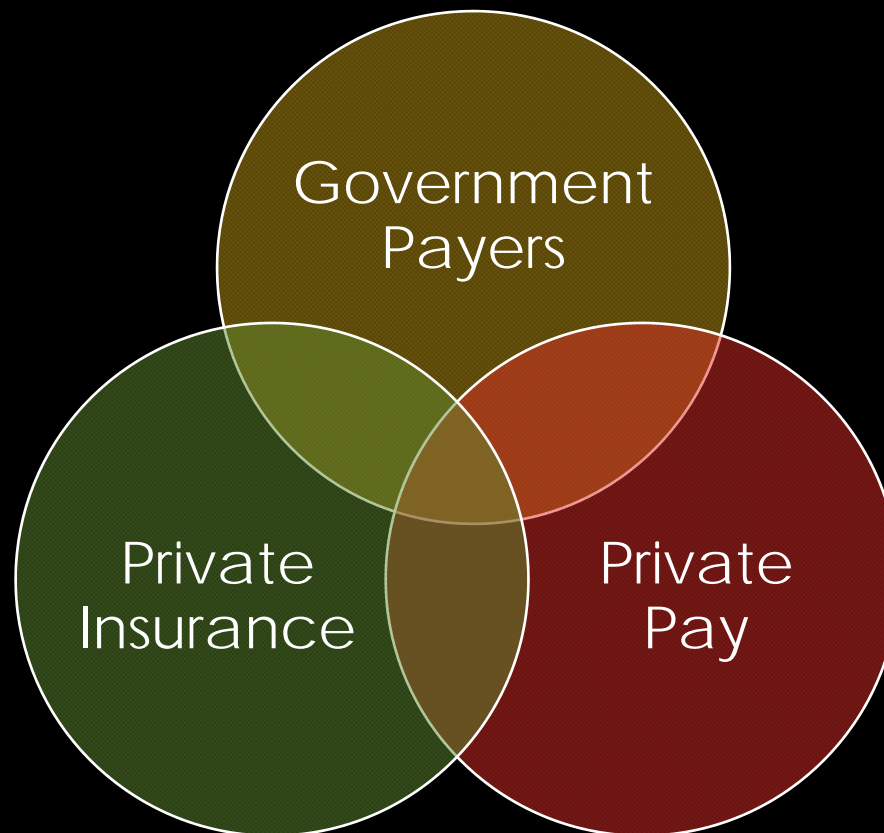
- EMS Incidents – 131,007
- Patient Contacts – 100,491
- Patient Transports – 78,725
- Patients Billed – 79,040


FEE ASSESSMENT

In FY15, a cost of service analysis was done for all transport fees, as a result, fee adjustments were made and approved for the following:

- Cost per Response - \$1,182.54
- Base rate fee for Advanced Life Support (1) - \$885 to \$901
- Base rate fee for Advanced Life Support (2) - \$950 to \$966
- Base rate fee for Basic Life Support - \$815 to \$831
- Base rate for Critical Care Ground Transport - \$700 to \$715
- Mileage - \$12.50/mile to \$13.50/mile

BASIC PAYER GROUPS





GOVERNMENT PAYER IDENTIFICATION

Medicare and Medicare Managed
Health Organizations

Medicaid and Medicaid Managed
Health Organizations

Tricare, VA, and others

Central Health Medical Access Program



FEDERAL PAYER'S FEE SCHEDULE

- Defined by the payer
- Must be deemed Medically Necessary
- Fee Schedule establishes total allowed amount that can be recovered
- Bill balances must be billed to patient according to federal payer requirements

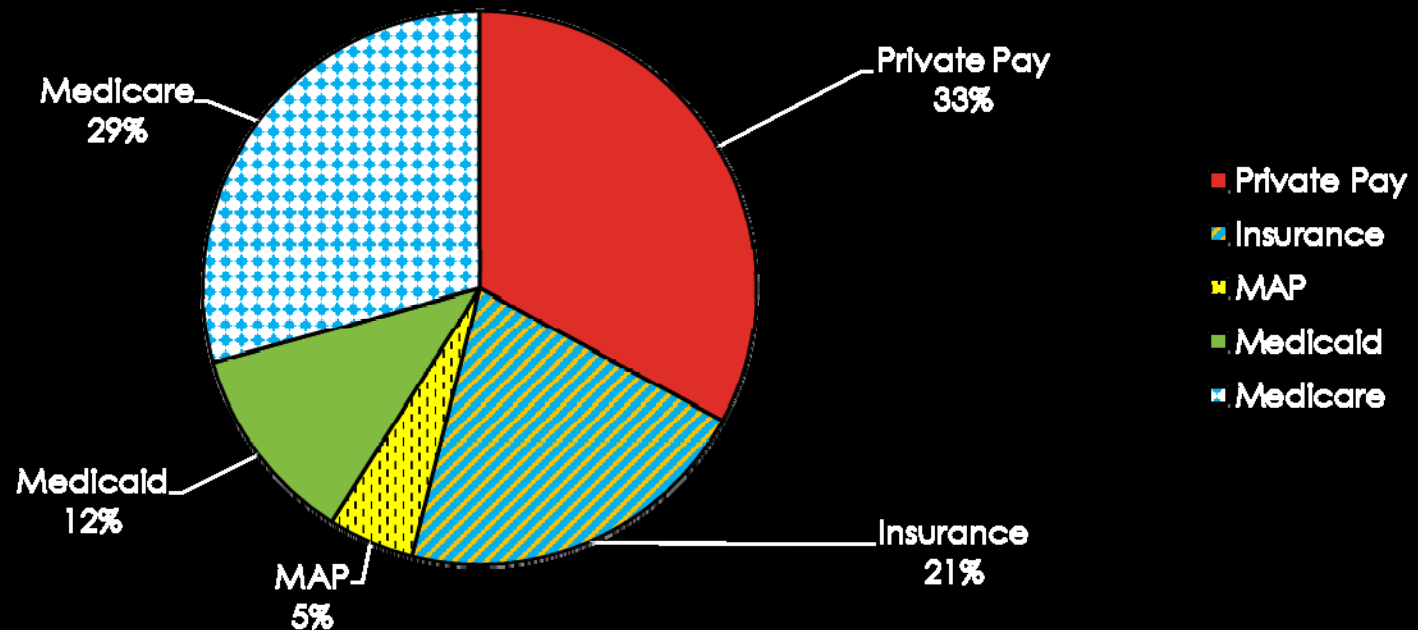


MEDICAL ACCESS PROGRAM

- The Central Health Community Care Collaborative Medical Access Program (MAP) has an established contract agreement with ATCEMS to partially reimburse the City of Austin for fees related to the transport of their patients.
- This fixed price contract is an annual fee paid for all MAP patient transports.

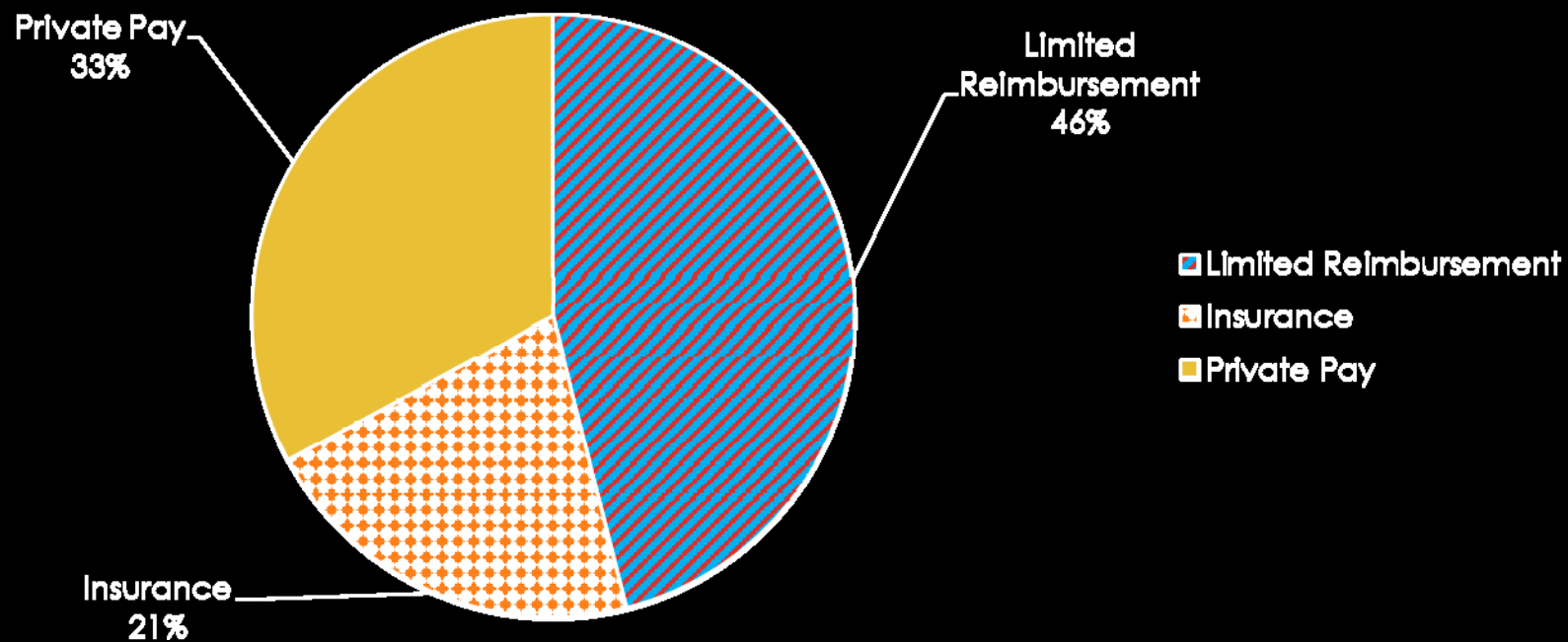
ATCEMS PAYER MIX

Invoiced Accounts FY2016



ATCEMS PAYER MIX

Invoice Accounts FY 2016



MEDICARE FEE SCHEDULE EXAMPLE

\$1000.00	TOTAL CHARGES
\$400.00	TOTAL ALLOWED CHARGES PER FEE SCHEDULE FOR MEDICALLY NECESSARY TRANSPORT
\$320.00	TOTAL PAYMENT FROM MEDICARE – 80% OF THE ALLOWED CHARGES
\$80.00	TOTAL BILLED TO PATIENT OR SECONDARY INSURANCE
\$600.00	TOTAL AMOUNT NOT ALLOWED TO COLLECT

Examples do not reflect exact amounts by payers. Amounts are rounded for simplification.

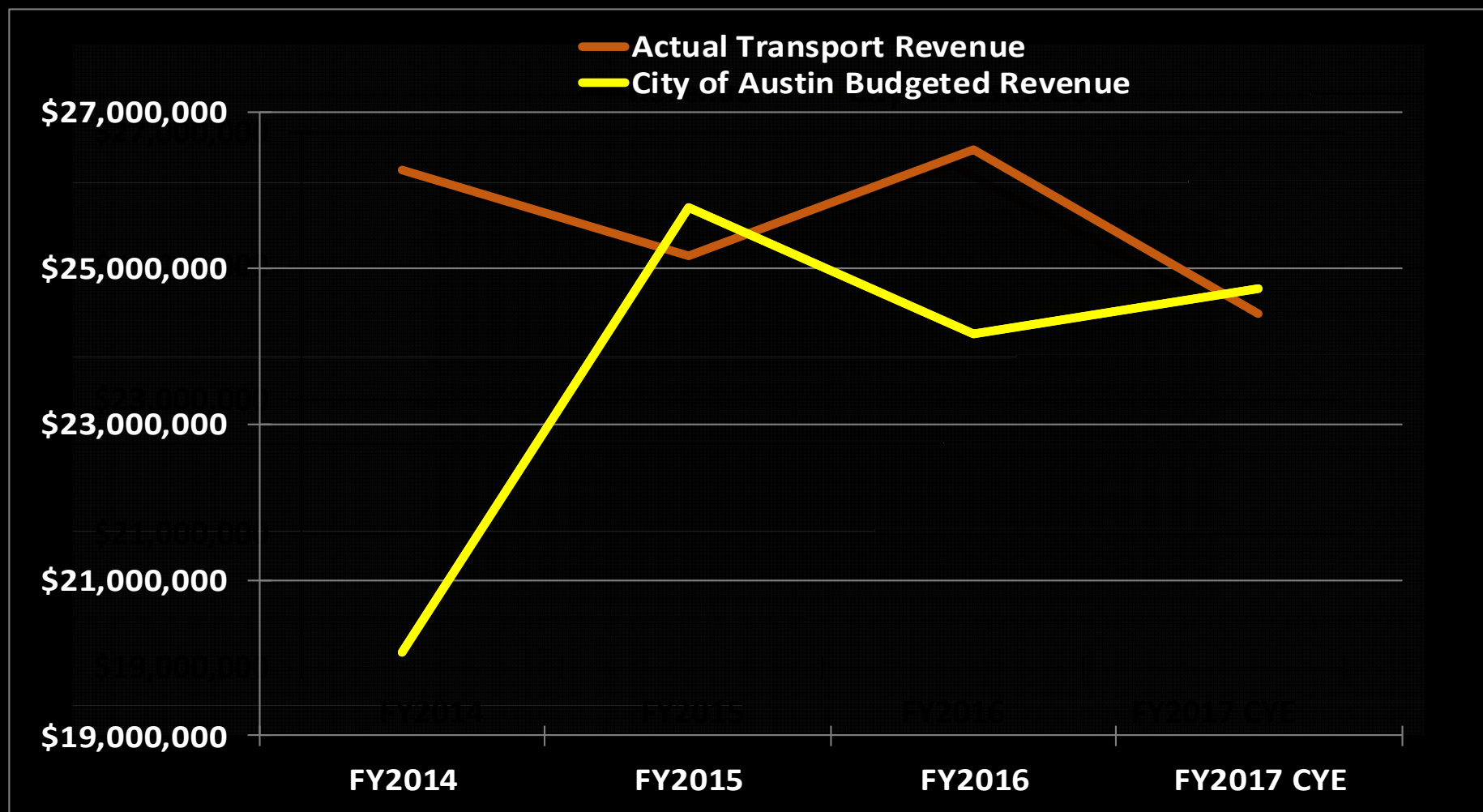
MEDICAID

FEE SCHEDULE EXAMPLE

\$1000.00	TOTAL CHARGES
\$300.00	TOTAL ALLOWED CHARGES PER FEE SCHEDULE FOR MEDICALLY NECESSARY TRANSPORT
\$240.00	TOTAL PAYMENT FROM MEDICAID – 80% OF ALLOWED CHARGES
\$0.00	TOTAL BILLED TO PATIENT OR SECONDARY INSURANCE
\$760.00	TOTAL AMOUNT OF CONTRACTUAL ALLOWANCE, NON BILLABLE PER FEDERAL LAW

Examples do not reflect exact amounts by payers. Amounts are rounded for simplification.

ATCEMS TRANSPORT REVENUE





FY 2016 COA REVENUE ANALYSIS

Gross Charges \$62,239,901

Non Billable Charges due to Federal Law or MAP \$18,477,894

Net Charges \$43,762,007

Total Revenue Deposited to GF \$26,508,840 (61% of net charges)

Total Billed Accounts 79,040

Average Revenue per Billed Account \$ 239.02

CONCLUSION

- Recovery of funds in the EMS world is a difficult process due to medical necessity and signature mandates. Constant improvement is required to maximize the return to the taxpayers.

